

TORINO NPR 1813 - NET (User Guide)

Date	10-8-2020
Revision	00
Use Guide for TORINO NPR 1813 - NET	



Armrest Height Adjustment

Height adjustment procedure
Pull the lever upwards and find the required position.



Lumbar Support Adjustment

Lumbar support adjustment procedure
Pull or push the lumbar support upwards or downwards to find the required position.



Seat Depth Adjustment

Seat depth adjustment procedure
Pull out the seat cover right lever and glide forwards or backwards.



Armpad Slide Adjustment

Armpad sliding procedure
Push the armpad button and pull forwards, backwards, in and out to find the required position.




Armrest Expand Adjustment

Expand adjustment procedure
Push the lever down and find the required position - pull the lever up to lock.




Armpad Rotate Adjustment

Armpad sliding procedure
Push the armpad button and push round to find the required position.



Chair Height Adjustment

Height adjustment procedure
Pull the right lever and find the required position



Back Tilting

Locking procedure
Find the required position and push the left lever downwards.

Unlocking procedure
Pull the left lever upwards and give pressure on the backrest.


TORINO NPR 1813 - STOF (User Guide)

Date	10-8-2020
Revision	00
Use Guide for TORINO NPR 1813 - STOF	



Armrest Height Adjustment

Height adjustment procedure
Pull the lever upwards and find the required position.



Back Height Adjustment

Back height adjustment procedure
Pull up the backrest upward to find the required position.



Seat Depth Adjustment

Seat depth adjustment procedure
Pull out the seat cover right lever and glide forwards or backwards.



Armrest Expand Adjustment

Expand adjustment procedure
Push the lever down and find the required position - pull up the lever up to lock.




Armrest Slide Adjustment

Armrest sliding procedure
Push the armrest button and pull forwards, backwards, in and out to find the required position.




Armrest Rotate Adjustment

Armrest sliding procedure
Push the armrest button and push round to find the required position.



Chair Height Adjustment

Height adjustment procedure
Pull the right lever and find the required position



Back Tilting

Locking procedure
Find the required position and push the left lever downwards.

Unlocking procedure
Pull the left lever upwards and give pressure on the backrest.

