

## Bluetooth Pairing instructions

- 1 Type1

1 Type2
- 2

3 Sec
- 3

White LED Flash
- 4
- 5

## How to toggle the TV/STB mode

- 1

3 Sec
- 2


LED Flash

| LED Color Mode                                    |
|---|
| TV Mode (Red Color)                               |
| STB IR Mode (Orange Color) (Bluetooth not paired) |
| STB BT Mode (White Color) (Bluetooth Paired)      |

## Download the Formuler Remote app

- 1 Go to FORMULER Market
- 2 Search for "Formuler Remote" app in FORMULER Market
- 3 Install "Formuler Remote" app

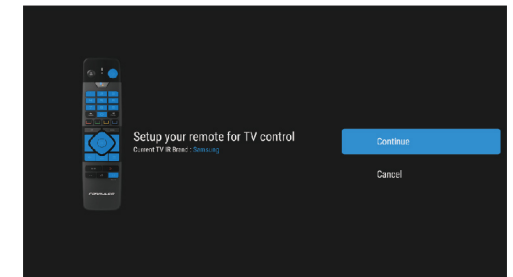
## Setup your remote for TV control



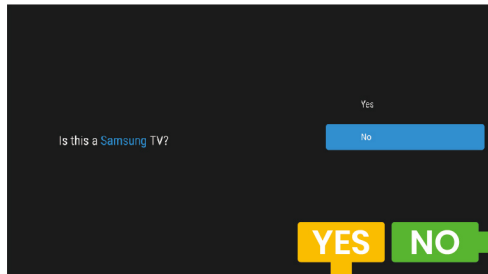
Open Formuler Remote app



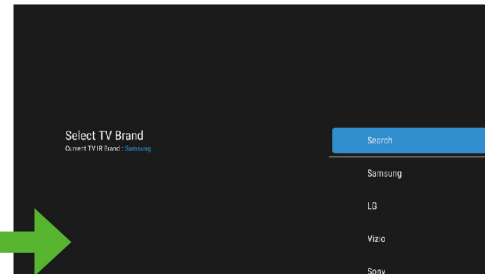
1 Select "Setup TV IR Control"



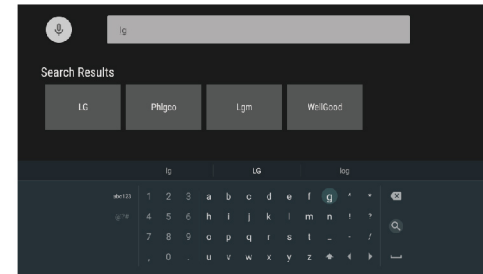
2 Confirm and Continue



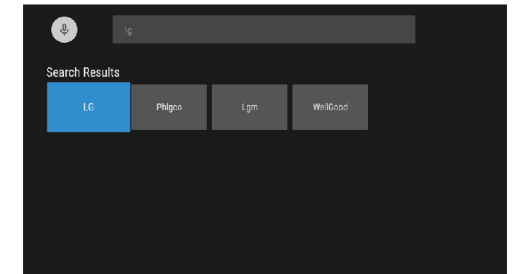
3 Select Yes or No



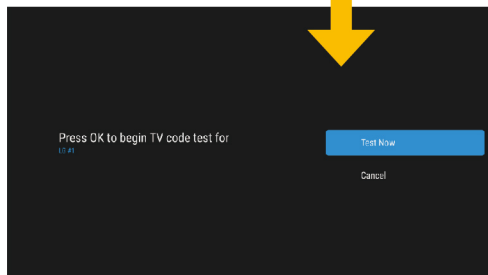
4 Choose or Search TV Brand



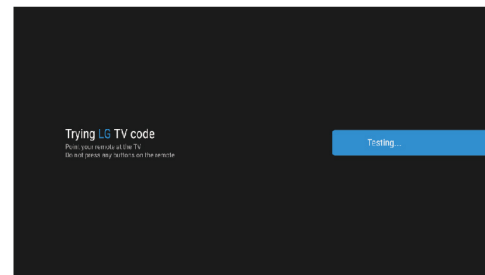
5 Search TV Brand



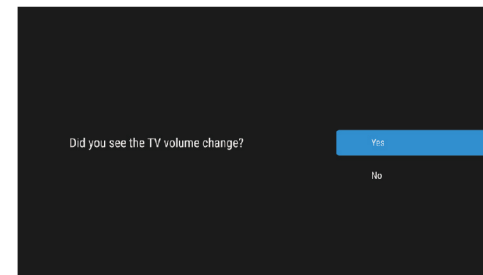
6 Select TV Brand



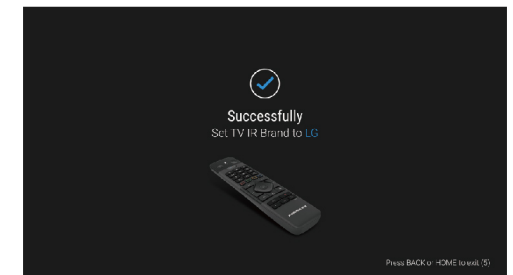
7 Test Now



8 Observe if the TV volume changes




9 Select Yes if the TV volume changed

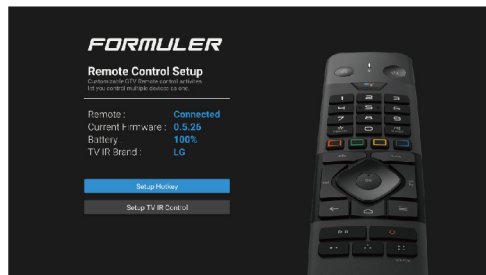


10 Wait for the update to complete

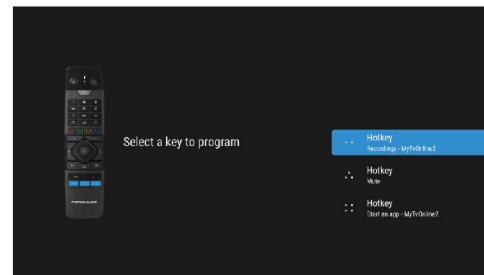
## Program Hotkeys



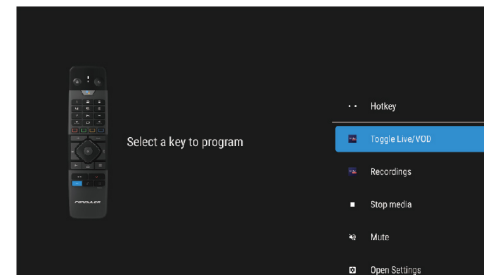
Open Formuler Remote app



1 Select "Setup Hotkeys"



2 Select the hotkey



3 Select the hotkey behavior



Powered by  
**androidtv**

