

# DYNAMIC FUNCTIONAL CAGE INDOOR

DFC – Dynamic Functional Cage – è la proposta Panatta per l'allenamento funzionale. Struttura solida, robusta dal design moderno e Made in Italy al 100%. Oltre ai quattro modelli proposti, Panatta offre la possibilità di creare una DFC completamente custom realizzata in funzione dello spazio a disposizione e della tipologia di allenamento.

DFC – Dynamic Functional Cage – represents our innovative solution for functional training. Solid and robust structure, modern design and 100% Made in Italy. In addition to the 4 options presented, Panatta gives the chance to create a completely customized DFC according to the available space and to the type of training.

FR. DFC – Dynamic Functional Cage – est la proposition Panatta pour l'entraînement fonctionnel. Structure solide, robuste, avec design moderne et 100% Made in Italy. Outre les quatre modèles proposés, Panatta offre la possibilité de créer une DFC entièrement personnalisée en fonction de l'espace disponible et du type d'entraînement.

ES.DFC – Dynamic Functional Cage – representa la innovativa propuesta Panatta para el entrenamiento funcional. Una estructura sólida y resistente, con un diseño moderno y 100% Hecha en Italia. Más allá de los 4 modelos presentados, Panatta ofrece la posibilidad de crear una jaula DFC completamente personalizada considerando el espacio a disposición y la tipología de entrenamiento.

DE. DFC - Dynamic Functional Cage - ist der Panatta - Vorschlag für funktionelles Training. Starke und solide Struktur mit einem modernen 100% Made in Italy Design. Zusätzlich zu den vier vorgeschlagenen Modellen bietet Panatta die Möglichkeit, einen vollständig custom DF zu erstellen, der entsprechend dem verfügbaren Platz und der Art des Trainings erstellt wird.

RU. DFC – Dynamic Functional Cage (рус. «Активная Функциональная Рама») – новое функциональное предложение под брендом Panatta. Надежная и прочная конструкция с современным дизайном и 100% Made in Italy. Помимо четырех предложенных моделей, Panatta предоставляет возможность создать раму DFC по индивидуальному запросу клиента, в зависимости от имеющейся площади и типа тренировки.

AR.

DFC (جهاز التمارين الوظيفية) يمثل حلًا المبتكر للتدريب الوظيفي و الذي يتضمن تدريب الجسم على الأنشطة التي نقوم بها في الحياة اليومية. بنية متينة، قوية، تصميم حديث و صناعة ايطالية 100%. بالإضافة الى الخيارات الأربعة المعروضة، توفر شركة باناتا الفرصة لإنشاء جهاز تمارين وظيفي مخصص تماماً وفقاً للمساحة المتاحة و نوع التدريب المطلوب.



Find more



# DFC 184 ELITE

1DFC001\*



# DFC 136 EDGE

1DFC002\*



\*barbells and functional accessories not included

\*barbells and functional accessories not included

## DIMENSIONS

W	420 cm	H	410 cm	Surface	33 sqm	Delivery	Disassembled
L	790 cm	Wt	1100 kg	Suggested workout surface	60 sqm		

## DIMENSIONS

W	310 cm	H	410 cm	Surface	25 sqm	Delivery	Disassembled
L	790 cm	Wt	930 kg	Suggested workout surface	50 sqm		

## INCLUDED ELEMENTS

### STRUCTURAL ELEMENTS

CODE	DESCRIPTION	Q.TY
1DFC1	CAGE BLOCK 184 ELITE Rack High: Rack Kettlebell Rack Low: Rack Kettlebell Rack Mid: Rack Kettlebell Crossbar Front: Straight Crossbar Rear: Rubbergrip	1
1DFC1	CAGE BLOCK 184 ELITE Rack High: Rack Ball Rack Low: Rack Ball Rack Mid: Rack Ball Crossbar Front: Triangular Crossbar Rear: Pullupball	1
4GRDFC34	LINK WITH HORIZONTAL SCALE	1
4GRDFC35	LINK WITH INCLINED SCALE	1

### FIXED ELEMENTS

CODE	DESCRIPTION	Q.TY
1BC100	POWER JOINT MODULE	1
4GRDFC30	INCLINED SCALE MODULE	1
4GRDFC31	PUNCHING BAG MODULE	1
4GRDFC38	BALL TARGET MODULE	1
4GRDFC42	CLIMBING ROPE MODULE	1
4GRDFC47	BAR STORAGE MODULE	1
4GRIS17	DISK HOLDER	16
7STDFO28V	BATTLE ROPE HOOK MODULE	1
7STDFO44V	LATERAL FAT BAR DFC 184 ELITE/136 EDGE	2

### MOBILE ELEMENTS

CODE	DESCRIPTION	Q.TY
1BC101	T-BAR ROW HANDLE	1
4GRDFC3	SQUAT LUNGE MODULE	1
4GRDFC4	STEP-UP BOARD MODULE	1
4GRDFC5	COMBO TWIST MODULE	1
4GRDFC6	JAMMER MODULE	1
4GRDFC7	ADJUSTABLE CROSSBAR MODULE	1
4GRDFC9	DIPS MODULE	1
4GRDFC10	SINGLE BARBELL HOOK	2
4GRDFC11	SINGLE SAFETY STOP	2

## INCLUDED ELEMENTS

### STRUCTURAL ELEMENTS

CODE	DESCRIPTION	Q.TY
1DFC2	CAGE BLOCK 136 EDGE Rack High: Rack Kettlebell Rack Low: Rack Kettlebell Rack Mid: Rack Kettlebell Crossbar Front: Straight	1
1DFC2	CAGE BLOCK 136 EDGE Rack High: Rack Ball Rack Low: Rack Ball Rack Mid: Rack Ball Crossbar Front: Pullupball	1
4GRDFC35	LINK WITH INCLINED SCALE	1
7STDFO36V	LINK WITH LONG CROSSBAR L2976	1

### FIXED ELEMENTS

CODE	DESCRIPTION	Q.TY
1BC100	POWER JOINT MODULE	1
4GRDFC30	INCLINED SCALE MODULE	1
4GRDFC31	PUNCHING BAG MODULE	1
4GRDFC38	BALL TARGET MODULE	1
4GRDFC42	CLIMBING ROPE MODULE	1
4GRDFC47	BAR STORAGE MODULE	2
4GRIS17	DISK HOLDER	16
7STDFO28V	BATTLE ROPE HOOK MODULE	1
7STDFO44V	LATERAL FAT BAR DFC 184 ELITE/136 EDGE	2

### MOBILE ELEMENTS

CODE	DESCRIPTION	Q.TY
1BC101	T-BAR ROW HANDLE	1
4GRDFC3	SQUAT LUNGE MODULE	1
4GRDFC4	STEP-UP BOARD MODULE	1
4GRDFC5	COMBO TWIST MODULE	1
4GRDFC6	JAMMER MODULE	1
4GRDFC7	ADJUSTABLE CROSSBAR MODULE	1
4GRDFC9	DIPS MODULE	1
4GRDFC10	SINGLE BARBELL HOOK	4
4GRDFC11	SINGLE SAFETY STOP	4

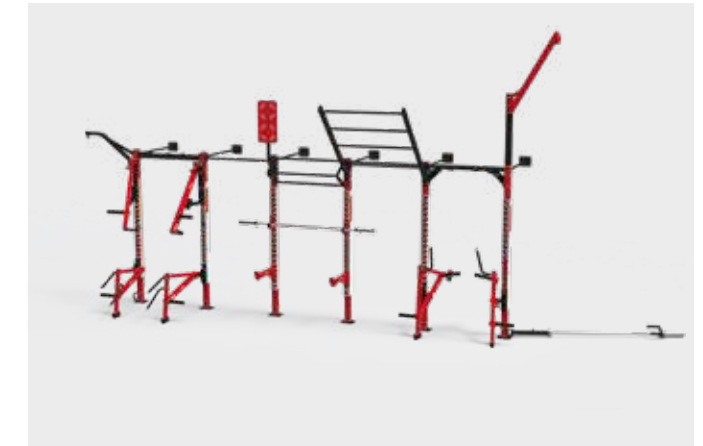
# DFC 184 RIG

1DFC003\*



# DFC WALL MOUNTED

1DFC004\*



\*barbells and functional accessories not included

## DIMENSIONS

W	420 cm	H	410 cm	Surface	34 sqm	Delivery	Disassembled
L	800 cm	Wt	850 kg	Suggested workout surface	60 sqm		

## INCLUDED ELEMENTS

### STRUCTURAL ELEMENTS

CODE	DESCRIPTION	Q.TY
1DFC3	CAGE BLOCK 184 RIG Crossbar Front: Straight Crossbar Rear: Pullupball Crossbar Mid: Double diameter	1
1DFC3	CAGE BLOCK 184 RIG Crossbar Front: Triangular Crossbar Rear: Rubbergrip Crossbar Mid: Multihandle	1
4GRDFC34	LINK WITH HORIZONTAL SCALE	1
4GRDFC35	LINK WITH INCLINED SCALE	1

### FIXED ELEMENTS

CODE	DESCRIPTION	Q.TY
1BC100	POWER JOINT MODULE	1
4GRDFC30	INCLINED SCALE MODULE	1
4GRDFC31	PUNCHING BAG MODULE	1
4GRDFC32	LATERAL FAT BAR - DFC 184 RIG	2
4GRDFC38	BALL TARGET	1
4GRDFC42	CLIMBING ROPE MODULE	1
4GRDFC47	BAR STORAGE MODULE	1
4GRIS17	DISK HOLDER	0
7STDFO28V	BATTLE ROPE HOOK MODULE	1

### MOBILE ELEMENTS

CODE	DESCRIPTION	Q.TY
1BC101	T-BAR ROW HANDLE	1
4GRDFC3	SQUAT LUNGE MODULE	1
4GRDFC4	STEP-UP BOARD MODULE	1
4GRDFC5	COMBO TWIST MODULE	1
4GRDFC6	JAMMER MODULE	1
4GRDFC7	ADJUSTABLE CROSSBAR MODULE	1
4GRDFC9	DIPS MODULE	1
4GRDFC10	SINGLE BARBELL HOOK	2
4GRDFC11	SINGLE SAFETY STOP	2



\*barbells and functional accessories not included

## DIMENSIONS

W	250 cm	H	410 cm	Surface	22 sqm	Delivery	Disassembled
L	900 cm	Wt	620 kg	Suggested workout surface	45 sqm		

## INCLUDED ELEMENTS

### STRUCTURAL ELEMENTS

CODE	DESCRIPTION	Q.TY
1DFC4	CAGE BLOCK WALL MOUNTED Crossbar Front: Pullupball Link: yes	1
1DFC4	CAGE BLOCK WALL MOUNTED Crossbar Front: Triangular Link: yes	1
1DFC4	CAGE BLOCK WALL MOUNTED Crossbar Front: Rubbergrip Link: no	1

### FIXED ELEMENTS

CODE	DESCRIPTION	Q.TY
1BC100	POWER JOINT MODULE	1
4GRDFC30	INCLINED SCALE MODULE	1
4GRDFC31	PUNCHING BAG MODULE	1
4GRDFC32	LATERAL FAT BAR - DFC 184 RIG	0
4GRDFC38	BALL TARGET	1
4GRDFC42	CLIMBING ROPE MODULE	1
4GRDFC47	BAR STORAGE MODULE	1
4GRIS17	DISK HOLDER	0
7STDFO28V	BATTLE ROPE HOOK MODULE	1

### MOBILE ELEMENTS

CODE	DESCRIPTION	Q.TY
1BC101	T-BAR ROW HANDLE	1
4GRDFC3	SQUAT LUNGE MODULE	1
4GRDFC4	STEP-UP BOARD MODULE	1
4GRDFC5	COMBO TWIST MODULE	1
4GRDFC6	JAMMER MODULE	1
4GRDFC7	ADJUSTABLE CROSSBAR MODULE	1
4GRDFC9	DIPS MODULE	1
4GRDFC10	SINGLE BARBELL HOOK	2
4GRDFC11	SINGLE SAFETY STOP	2



# DFC POWER RACK WITH LAT/PULLEY

1DFC5\*



\* BARBELLS AND FUNCTIONAL ACCESSORIES NOT INCLUDED

## DIMENSIONS

W	155 cm	H	240 cm	Std load (Lat module)	100 kg	Max load	400 kg	Delivery	Disassembled
L	255 cm	Wt	460 kg	Ratio	1:2	Optional	Barbells		

## INCLUDED ELEMENTS

### STRUCTURAL ELEMENTS

CODE	DESCRIPTION	Q.TY
4GRDFC16DX	RIGHT COLUMN WITH SHEET METAL	2
4GRDFC16SX	LEFT COLUMN WITH SHEET METAL	2
4GRDFC16	COLUMN WITHOUT SHEET METAL	2
4GRDFC49	DFC BASEMENT KIT	2
7STDFC017V	LOWER STRUCTURAL CROSSBAR L 720	2
7STDFC018V	LOWER STRUCTURAL CROSSBAR L 400	2
7STDFC019V	HIGHER STRUCTURAL CROSSBAR L 720	2
7STDFC020V	HIGHER STRUCTURAL CROSSBAR L 400	2
7STDFC021V	LINK CROSSBAR	2
7STDFC041V*	PULL-UP BALL CROSSBAR	1

### FIXED ELEMENTS

CODE	DESCRIPTION	Q.TY
4GRDFC47	BAR STORAGE MODULE	1
4GRDFC50	KIT 3 HOOKS FOR ELASTIC BANDS	4
4GRDFC51	LAT MACHINE/PULLEY MODULE	1
4GRIS17	DISK HOLDER	8

### MOBILE ELEMENTS

CODE	DESCRIPTION	Q.TY
4GRDFC10	SINGLE BARBELL HOOK	2
4GRDFC11	SINGLE SAFETY STOP	2

\*variable element to be chosen between 4GRDFC25, 7STDFC026V, 7STDFC027V, 7STDFC041V



# DFC POWER RACK

1DFC5A\*



\* BARBELLS AND FUNCTIONAL ACCESSORIES NOT INCLUDED

## DIMENSIONS

W	205 cm	H	240 cm	Std load (Lat module)	100 kg	Max load	400 kg	Delivery	Disassembled
L	155 cm	Wt	315 kg			Optional	Barbells, discs		

## INCLUDED ELEMENTS

### STRUCTURAL ELEMENTS

CODE	DESCRIPTION	Q.TY
4GRDFC16DX	RIGHT COLUMN WITH SHEET METAL	2
4GRDFC16SX	LEFT COLUMN WITH SHEET METAL	2
4GRDFC16	COLUMN WITHOUT SHEET METAL	2
4GRDFC49	DFC BASEMENT KIT	2
7STDFC017V	LOWER STRUCTURAL CROSSBAR L 720	2
7STDFC018V	LOWER STRUCTURAL CROSSBAR L 400	2
7STDFC019V	HIGHER STRUCTURAL CROSSBAR L 720	2
7STDFC020V	HIGHER STRUCTURAL CROSSBAR L 400	2
7STDFC021V	LINK CROSSBAR	2
7STDFC041V*	PULL-UP BALL CROSSBAR	1

### FIXED ELEMENTS

CODE	DESCRIPTION	Q.TY
4GRDFC47	BAR STORAGE MODULE	1
4GRDFC50	KIT 3 HOOKS FOR ELASTIC BANDS	4
4GRIS17	DISK HOLDER	8

### MOBILE ELEMENTS

CODE	DESCRIPTION	Q.TY
4GRDFC10	SINGLE BARBELL HOOK	2
4GRDFC11	SINGLE SAFETY STOP	2

\*variable element to be chosen between 4GRDFC25, 7STDFC026V, 7STDFC027V, 7STDFC041V





# DFC POWER RACK WITH DUAL ADJUSTABLE PULLEY

1DFC6\*



\* BARBELLS AND FUNCTIONAL ACCESSORIES NOT INCLUDED

## DIMENSIONS

W 140 cm H 240 cm Std load (Dual modules) 100 + 100 kg Max load 400 kg Optional Barbells Accessories 2 Combo Dual  
 L 250 cm Wt 680 kg Ratio 1:4 Cable Length 4 m Delivery Disassembled Included Handgrips

## INCLUDED ELEMENTS

### STRUCTURAL ELEMENTS

CODE	DESCRIPTION	Q.TY
4GRDFC16DX	RIGHT COLUMN WITH SHEET METAL	2
4GRDFC16SX	LEFT COLUMN WITH SHEET METAL	2
4GRDFC25*	COMPOUND CROSSBAR WITH SHEATS	1
4GRDFC49	DFC BASEMENT KIT	2
7STDFC017V	LOWER STRUCTURAL CROSSBAR L 720	2
7STDFC019V	HIGHER STRUCTURAL CROSSBAR L 720	2
7STDFC041V*	PULL-UP BALL CROSSBAR	1

### FIXED ELEMENTS

CODE	DESCRIPTION	Q.TY
4GRDFC50	KIT 3 HOOKS FOR ELASTIC BANDS	4
4GRDFC52	DUAL MODULE RIGHT	1
4GRDFC53	DUAL MODULE LEFT	1

### MOBILE ELEMENTS

CODE	DESCRIPTION	Q.TY
4GRDFC10	SINGLE BARBELL HOOK	2
4GRDFC11	SINGLE SAFETY STOP	2



\*variable element to be chosen between 4GRDFC25, 7STDFC026V, 7STDFC027V, 7STDFC041V

# DFC SQUAT RACK

1DFC7\*



\* BARBELLS AND FUNCTIONAL ACCESSORIES NOT INCLUDED

## DIMENSIONS

W 135 cm H 240 cm Max load 400 kg Optional barbells  
 L 135 cm Wt 130 kg Delivery Disassembled





# DFC DUAL ADJUSTABLE PULLEY

1DFC8



## DIMENSIONS

W	135 cm	H	240 cm	Standard load	100+100 kg	Delivery	Disassembled	Accessories Included	2 Combo Dual handgrips
L	110 cm	Wt	440 kg	Ratio	1:4	Cable Length	4 m		

## INCLUDED ELEMENTS

### STRUCTURAL ELEMENTS

CODE	DESCRIPTION	Q.TY
7STDFC021V	LINK CROSSBAR	1
4GRDFC25	COMPOUND CROSSBAR WITH SHEATH *	1

### FIXED ELEMENTS

CODE	DESCRIPTION	Q.TY
4GRDFC52	DUAL MODULE RIGHT	1
4GRDFC53	DUAL MODULE LEFT	1

\*variable element to be chosen between 4GRDFC25, 7STDFC026V, 7STDFC027V, 7STDFC041V



## DFC / ACCESSORIES RACKS

### ACCESSORY RACK

1DFC9\*



\* BARBELLS AND FUNCTIONAL ACCESSORIES NOT INCLUDED

## DIMENSIONS

W	150 cm	H	120 cm	Optional	barbells
L	40 cm	Wt	70 kg		

## INCLUDED ELEMENTS

### STRUCTURAL ELEMENTS

CODE	DESCRIPTION	Q.TY
4GRDFC55	ACCESSORY RACK COLUMN COUPLE	2
7STDFC024V*	RACK KETTLEBELLS	1
7STDFC023V*	RACK BALLS	1
7STDFC064V*	RACK DUMBBELLS	1

\*variable element to be chosen between 7STDFC023V, 7STDFC024V, 7STDFC063V, 7STDFC064V

### FIXED ELEMENTS

CODE	DESCRIPTION	Q.TY
4GRIS17	DISK HOLDER D	4

### DFC BAR STORAGE

1DFC005



## DIMENSIONS

W	60 cm	H	30 cm	Optional	barbells
L	60 cm	Wt	50 kg		





**WALL RACK**

1DFC10\*



\* BARBELLS AND FUNCTIONAL ACCESSORIES NOT INCLUDED

**DIMENSIONS**

W	100 cm	H	60 cm	Optional	barbells,
L	30 cm	Wt	20 kg		other accessories

**CROSSFUNCTIONAL SLED**


1DFC11\*



\* PLATES NOT INCLUDED

**DIMENSIONS**

W	80 cm	H	105 cm	Optional	plates
L	80 cm	Wt	75 kg		





# DFC INDOOR CUSTOM VERSIONS

## BUILT UP YOUR PERSONAL FUNCTIONAL CAGE

Infinite possibilità di personalizzazione. Panatta dà l'opportunità di costruire una Dynamic Functional Cage personalizzata in funzione dello spazio a disposizione e del tipo di allenamento che il cliente vorrà fare.

Unlimited possibilities of customization. Panatta gives the possibility to set up a customized DFC based on the available space and the type of training according to the client's needs.

## EXAMPLES OF DFC CUSTOM VERSIONS

The weight of the following custom DFC doesn't include the functional accessories and barbells.

### CUSTOM BLOCKS



184 ELITE BLOCK CUSTOM  
Surface 8 sqm Wt 420 kg



136 EDGE BLOCK CUSTOM  
Surface 5,5 sqm Wt 355 kg



184 RIG BLOCK CUSTOM  
Surface 6,5 sqm Wt 280 kg



WALL MOUNTED BLOCK CUSTOM  
Surface 3,5 sqm Wt 120 kg

### CUSTOM BLOCKS WITH ELEMENTS



STARTING CUSTOM BLOCK: 184 ELITE  
Surface 18,5 sqm Wt 690 kg



STARTING CUSTOM BLOCK: 184 RIG  
Surface 10 sqm Wt 480 kg



STARTING CUSTOM BLOCK: 136 EDGE  
Surface 16 sqm Wt 485 kg



STARTING CUSTOM BLOCK: WALL MOUNTED  
Surface 6,5 sqm Wt 180 kg

### LINKED CUSTOM BLOCKS WITH ELEMENTS



STARTING CUSTOM BLOCKS: n.3 184 RIG  
Surface 30,5 sqm Wt 1040 kg



STARTING CUSTOM BLOCKS: n.2 136 EDGE  
Surface 12,5 sqm Wt 680 kg



STARTING CUSTOM BLOCKS: n.3 WALL MOUNTED  
Surface 14 sqm Wt 420 kg



STARTING CUSTOM BLOCKS: n.1 184 ELITE AND n.1 184 RIG  
Surface 23,5 sqm Wt 790 kg

### COMPLETELY CUSTOM



GROUND VERSION  
Surface 29 sqm Wt 1075 kg



WALL MOUNTED VERSION  
Surface 15,5 sqm Wt 280 kg



WALL MOUNTED VERSION WITH RACKS  
Surface 8,5 sqm Wt 470 kg





**ELITE BLOCK**

DFC / CUSTOM  
1DFC1



**DIMENSIONS**  
W 133,5 cm H 237 cm the dimensions change depending  
L 227 cm Wt 345 kg on the choice of the features.

**RIG BLOCK**

DFC / CUSTOM  
1DFC3



**DIMENSIONS**  
W 133,5 cm H 237 cm the dimensions change depending  
L 201,5 cm Wt 230 kg on the choice of the features.

**EDGE BLOCK**

DFC / CUSTOM  
1DFC2



**DIMENSIONS**  
W 133,5 cm H 237 cm the dimensions change depending  
L 148 cm Wt 280 kg on the choice of the features.

**WALL MOUNTED BLOCK**

DFC / CUSTOM  
1DFC4



**DIMENSIONS**  
W 133,5 cm H 237,5 cm the dimensions change depending  
L 119 cm Wt 105 kg on the choice of the features.

**4GRDFC12**

Wall fixing kit



**DIMENSIONS**  
W 17 cm H 15 cm  
L 0,8 cm Wt 2 kg

**4GRDFC16SX**

Left column with sheet metal



**DIMENSIONS**  
W 19 cm H 237 cm  
L 15,5 cm Wt 38 kg

**4GRDFC35**

Link with inclined scale



**DIMENSIONS**  
W 301,6 cm H 58 cm  
L 68,5 cm Wt 46 kg

**7STDFC017V**

Lower structural crossbar L 720



**DIMENSIONS**  
W 72 cm H 10 cm  
L 8 cm Wt 4 kg

**4GRDFC16**

Column without sheet metal



**DIMENSIONS**  
W 19 cm H 237 cm  
L 15,5 cm Wt 20 kg

**4GRDFC25**

Compound crossbar with sheath



**DIMENSIONS**  
W 106,5 cm H 30 cm  
L 43 cm Wt 19 kg

**4GRDFC37**

Double diameter crossbar



**DIMENSIONS**  
W 110,5 cm H 8 cm  
L 27,5 cm Wt 9 kg

**7STDFC018V**

Lower structural crossbar L 400



**DIMENSIONS**  
W 40 cm H 10 cm  
L 8 cm Wt 3 kg

**4GRDFC16DX**

Right column with sheet metal



**DIMENSIONS**  
W 19 cm H 237 cm  
L 15,5 cm Wt 38 kg

**4GRDFC34**

Link with horizontal scale



**DIMENSIONS**  
W 301,6 cm H 21 cm  
L 68,5 cm Wt 45 kg

**4GRDFC40**

Multi-grip crossbar



**DIMENSIONS**  
W 110,5 cm H 12 cm  
L 27,5 cm Wt 12 kg

**7STDFC019V**

Higher structural crossbar L 720



**DIMENSIONS**  
W 72 cm H 14 cm  
L 8 cm Wt 4 kg

## DFC / STRUCTURAL ELEMENTS

232

FUNCTIONAL - DFC CUSTOM

### 7STDFC020V

Higher structural crossbar L 400



#### DIMENSIONS

W 40 cm H 14 cm  
L 8 cm Wt 3 kg

### 7STDFC021V

Link crossbar



#### DIMENSIONS

W 106,5 cm H 30 cm  
L 8 cm Wt 10 kg

### 7STDFC023V

Rack ball



#### DIMENSIONS

W 106,5 cm H 12 cm  
L 24 cm Wt 8 kg

### 7STDFC046V

Lower structural crossbar L 1680



#### DIMENSIONS

W 168 cm H 10 cm  
L 8 cm Wt 9 kg

### 7STDFC047V

Structural crossbar for scale



#### DIMENSIONS

W 106,5 cm H 14 cm  
L 8 cm Wt 6 kg

### 7STDFC061V

LOWER STRUCTURAL CROSSBAR L 1065



#### DIMENSIONS

W 106,5 cm H 19 cm  
L 4 cm Wt 7 kg

### 7STDFC024V

Rack kettlebell



#### DIMENSIONS

W 106,5 cm H 12 cm  
L 24 cm Wt 12 kg

### 7STDFC063V

RACK DISKS



#### DIMENSIONS

W 106,5 cm H 20 cm  
L 24 cm Wt 9 kg

### 7STDFC064V

RACK DUMBBELLS



#### DIMENSIONS

W 106,5 cm H 21 cm  
L 24 cm Wt 18 kg

### 4GRDFC49

BASEMENT KIT



#### DIMENSIONS

W 63,5 cm H 19 cm  
L 13 cm Wt 9 kg

### 4GRDFC55

ACCESSORY RACK COLUMN COUPLE



#### DIMENSIONS

W 8 cm H 120 cm  
L 40 cm Wt 12 kg

### 7STDFC026V

Single crossbar



#### DIMENSIONS

W 106,5 cm H 14 cm  
L 8 cm Wt 4 kg

### 7STDFC027V

Triangular crossbar



#### DIMENSIONS

W 106,5 cm H 40 cm  
L 36,5 cm Wt 17 kg

### 7STDFC033V

Higher structural crossbar L 1680

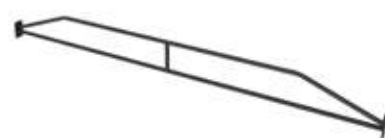


#### DIMENSIONS

W 168 cm H 14 cm  
L 8 cm Wt 9 kg

### 7STDFC036V

Link with long crossbar L 2976



#### DIMENSIONS

W 297,6 cm H 29 cm  
L 8 cm Wt 16 kg

### 7STDFC039V

Link with short crossbar L 1716



#### DIMENSIONS

W 171,6 cm H 14 cm  
L 8 cm Wt 5 kg

### 7STDFC041V

Pull-up ball crossbar



#### DIMENSIONS

W 106,5 cm H 14 cm  
L 39,5 cm Wt 17 kg

233

FUNCTIONAL - DFC CUSTOM

PANATTA

PANATTA



HARD CORE FIT  
FITNESS CENTER  
TUNISIA



## DFC / MOBILE PANATTA MODULES

### 4GRDFC10

Single barbell hook



#### DIMENSIONS

W 8 cm H 22 cm  
L 19 cm Wt 2,5 kg

### 4GRDFC4

Step-up board module



#### DIMENSIONS

W 74 cm H 30 cm  
L 74,5 cm Wt 17 kg

### 4GRDFC7

Adjustable crossbar module



#### DIMENSIONS

W 118,5 cm H 13,5 cm  
L 11 cm Wt 5 kg

### 1BC102

VIKING PRESS HANDLE



#### DIMENSIONS

W 69 cm H 9,5 cm  
L 41 cm Wt 8 kg

### 4GRDFC11

Single safety stop



#### DIMENSIONS

W 8 cm H 25 cm  
L 61 cm Wt 6,5 kg

### 4GRDFC5

Combo twist module



#### DIMENSIONS

W 160 cm H 133 cm  
L 125 cm Wt 64 kg

### 4GRDFC9

Dips module



#### DIMENSIONS

W 64 cm H 30 cm  
L 73,5 cm Wt 7 kg

### 4GRDFC3

Squat lunge module



#### DIMENSIONS

W 140 cm H 70,5 cm  
L 132 cm Wt 56 kg

### 4GRDFC6

Jammer module



#### DIMENSIONS

W 142 cm H 105 cm  
L 66 cm Wt 52 kg


### 1BC101

T-BAR ROW HANDLE



#### DIMENSIONS

W 24 cm H 12 cm  
L 23 cm Wt 2,5 kg



## DFC / FIXED PANATTA MODULES

### 1BC100

Power joint module



#### DIMENSIONS

W 14 cm H 10,5 cm  
L 55 cm Wt 4,5 kg

### 4GRDFC32

Lateral fat bar – DFC 184 RIG



#### DIMENSIONS

W 144 cm H 23,5 cm  
L 33 cm Wt 6,5 kg

### 4GRDFC47

Bar storage module



#### DIMENSIONS

W 28 cm H 5 cm  
L 10 cm Wt 1,5 kg

### 7STDFC044V

Lateral fat bar – DFC 184 ELITE/136 EDGE



#### DIMENSIONS

W 123 cm H 26 cm  
L 33 cm Wt 6 kg

### 4GRDFC30

Inclined scale module



#### DIMENSIONS

W 122,5 cm H 110 cm  
L 102,5 cm Wt 30 kg

### 4GRDFC38

Ball target module



#### DIMENSIONS

W 30 cm H 109,5 cm  
L 16,5 cm Wt 11 kg

### 4GRIS17

Disk holder



#### DIMENSIONS

W 7,5 cm H 7,5 cm  
L 16 cm Wt 0,4 kg

### 4GRDFC50

KIT 3 HOOKS FOR ELASTIC BANDS



#### DIMENSIONS

W 3 cm H 3 cm  
L 8 cm Wt 1 kg

### 4GRDFC31

Punching bag module



#### DIMENSIONS

W 8 cm H 56,5 cm  
L 84,5 cm Wt 9 kg

### 4GRDFC42

Climbing rope module



#### DIMENSIONS

W 11 cm H 208 cm  
L 113 cm Wt 22,5 kg

### 7STDFC028V

Battle rope hook module



#### DIMENSIONS

W 8 cm H 14 cm  
L 10 cm Wt 1 kg



### 4GRDFC51

LAT/PULLEY MODULE



**DIMENSIONS**  
W 50 cm H 240 cm  
L 95 cm Wt 150 kg

**STANDARD LOAD**  
Std 100 kg  
1:2 ratio

### 4GRDFC53

DUAL MODULE LEFT



**DIMENSIONS**  
W 20 cm H 240 cm  
L 98 cm Wt 190 kg

**STANDARD LOAD**  
Std 100 kg  
1:4 ratio

### 4GRDFC52

DUAL MODULE RIGHT



**DIMENSIONS**  
W 20 cm H 240 cm  
L 100 cm Wt 190 kg

**STANDARD LOAD**  
Std 100 kg  
1:4 ratio

### 4GRDFC54

DUAL ADJUSTABLE PULLEY FOR DFC



**DIMENSIONS**  
W 135 cm H 240 cm  
L 110 cm Wt 400 kg

**STANDARD LOAD**  
Std 100 +100 kg  
1:4 ratio

