




Cleaning and maintenance hints



Wash your bag: PAX-Maintenance instructions




If you compare cleaning of a mud splattered safari jeep to a hardly used Sunday car the aha-effect with the jeep is much higher. That is: You are quite in the fore with your PAX backpacks and bags: A big before-after-effect in a short period of time! You will find all hints that you need for your cleaning day on the following pages:

Preparation for machine wash:



At first you have to remove everything that shouldn't be washed e.g. the content, detachable inner pouches and buckles. In order to remove the back reinforcement turn backpack, respectively bag inside out. Thus the surfaces are lying straight. Then open the zipper above the corpus inner side, slightly bend reinforcement and carefully pull it out.

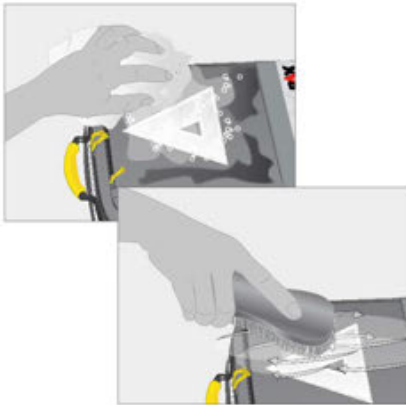


Now continue under the same principle with the side reinforcements: Open zippers completely, slightly bend reinforcements and pull it out and finished!

Who wants to wash PAX-Dura or PAX-Light products continues reading the following page. Who wants to clean PAX-Plan or PAX-Tec products turns over to page 3.

Texts, images, graphics are protected by the copyright and other protective laws. The author does not take over any guarantee for the topicality, the correctness, completeness or quality of the information made available. Liability claims made against the author which refer to damages of a material or immaterial nature, which were caused through use or nonuse of the information displayed or through use of wrong or incomplete information are in principle excluded. The author explicitly reserves the right to modify, amend, delete parts of the pages or stop publication temporarily or permanently. Distribution for commercial purposes is prohibited. All rights are reserved by XCEN-TEK GmbH & Co. KG. Drawings do not raise a claim to be legally binding or to the faithfulness to the original of the real products.

We have made efforts to coat our PAX-materials so that they are water-repellent and are very proud of the result: Not even the most powerful hightech washing-machine using the most expensive super liquid detergent has managed to penetrate our fibres. Little disadvantage: You can't do without a punctual hand-wash with very dirty spots since penetrated dirt particles can only be removed thoroughly by mechanical power.



Hand-wash

For extremely dirty spots there is nothing better than hand-wash. To do so you take a medium soft hand brush and some suds (e.g. curd soap) and brush under slight pressure in circular movements over the dirty spot. Then you rinse off the suds with warm water and repeat the procedure as often as you are satisfied with the result.

Now you have a clean spot on a slight dusty surrounding? Then you can again machine-wash the backpack, respectively the backpack.

Machine-wash



The washing-machine is generally appropriate to dusty backpacks, respectively bags. Water temperature should be adapted to a maximum of 30 degree Celsius.

We recommend using a liquid light-duty-detergent since dry washing powders leave detergent powder deposits in the fabric.

Attention: Never spin-dry since otherwise the water-proof coating could be damaged. Please also bear in mind that each machine-wash can shorten the lifetime of the fabric.



Finished washing?

Very good, then comes care. A commercially available impregnation spray for artificial fabrics is suitable. Before you begin the backpack has to be completely dry. The reason: Residual humidity can't leak from fibre and sealing.

After the backpack has dried up you can reassemble the the back and side reinforcements and then use the spray.

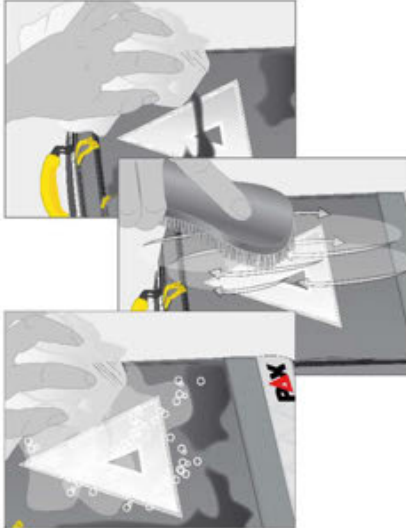


And finally comes the zipper. For it's maintenance we recommend an uncoloured dry-film lubricant (silicone spray) which you rub the complete zipper with.

And if you have done that, your PAX-backpack is clean and ready for operation again for a long time!

As far as PAX-Plan and PAX-Tec are concerned these materials more often need a catlick. What counts here is: The longer the dirt adheres to the material, the more it clings to it. However fresh dirt can mostly be easily wiped off.

Hand cleaning



Due to the fact that they are so plain, a catlick with PAX-Plan and PAX-Tec is totally easy:
Water cotton cloth, wipe off dirt and that's it.

Regarding older dirt you have to proceed a bit more intense – we recommend a soft hand brush and a professional canvas cleaner.

First you have to brush the canvas cleaner under soft pressure in circular movements onto the dirty spots. Then you rinse off the cleaner with warm water. Repeat this procedure until you are satisfied with the result.

Now you have a clean spot on a slight dusty surrounding?
Then you can again machine-wash the backpack, respectively the backpack.

Machine-wash



The machine-wash is generally appropriate to dusty backpacks, respectively bags. The water temperature should be adapted to a maximum of 30 degree Celsius.

We recommend using a liquid light-duty-detergent since dry washing powders leave detergent powder deposits in the fabric. Attention: Never spin-dry since otherwise the water-proof coating could be damaged.

Please also bear in mind that each machine-wash can shorten the lifetime of the fabric.

Finished washing?

Very good, then comes care. In a first step this means complete drying. Put the backpack, respectively the bag for a longer period of time in a warm place since due to the fibre coating it's not so easy for the residual humidity to escape. Afterwards you can reassemble the back and side reinforcements and rub the zippers with an uncoloured (silicone) dry-film lubricant. After you have done that your PAX-product is clean and ready for operation again for a long time!

Hint:

In order to remove oil spots we recommend to rub the fresh spot with a piece of butter. After a short residence time oil and butter can be removed with a little suds. Please do not use aggressive benzine. It can damage the fibre coating.



X-CEN-TEK GmbH & Co. KG

Westerburger Weg 30

26203 Wardenburg

Germany

Phone: + 49 (0)4407 - 714 76 0

Fax no.: + 49 (0)4407 - 714 76 99

E-mail: info@pax-bags.de

Internet: www.pax-bags.de

We are there for you