





## Mi • Light Subordinate New Brand RGB+CCT LED Wall Washer Light


Model No.: RL1-24 / RL2-48


### Features


The light housing is made of aluminium alloy with anodizing technology on the surface, and stalinite mirror surface with high light transmittance. Widely used on building, bridge, showcase, and landscape, etc.


- 


RGB colors to choose
- 


2.4GHz RF Remote control  
Control distance 30m
- 


Color temperature  
2700~6500K
- 

Smart phone APP control  
Mi-Light WiFi iBox or WiFi Remote is needed
- 

Dimmable  
Saturation control
- 

Support amazon alexa voice control  
Mi-Light WiFi Remote is needed
- 

Waterproof and dustproof grade IP66
- 

Signal transmitting & Modes synchronization
- 

Beam angle 15°60°

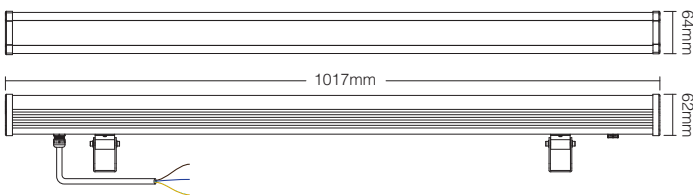
### Parameters

#### 24W RGB+CCT LED Wall Washer Light

Model No.: RL1-24  
 Input Voltage: AC100~240V 50/60Hz  
 Power: 24W  
 Working Temperature: -20~60°C  
 Color Temperature: 2700~6500K  
 Luminous Flux: 1800LM  
 Light Efficiency: 75LM/W  
 PF: >0.9 CRI: >80  
 Lifespan: 50000h  
 Beam Angle: 15°60°  
 Illumination Distance: >15m  
 IP Rate: IP66  
 RF: 2.4GHz  
 Transmitting Power: 6dBm  
 Control Distance: 30m  
 Product Weight: 2.36kg

#### 48W RGB+CCT LED Wall Washer Light

Model No.: RL2-48  
 Input Voltage: AC100~240V 50/60Hz  
 Power: 48W  
 Working Temperature: -20~60°C  
 Color Temperature: 2700~6500K  
 Luminous Flux: 2800LM  
 Light Efficiency: 60LM/W  
 PF: >0.9 CRI: >70  
 Lifespan: 50000h  
 Beam Angle: 15°60°  
 Illumination Distance: >20m  
 IP Rate: IP66  
 RF: 2.4GHz  
 Transmitting Power: 6dBm  
 Control Distance: 30m  
 Product Weight: 2.36kg

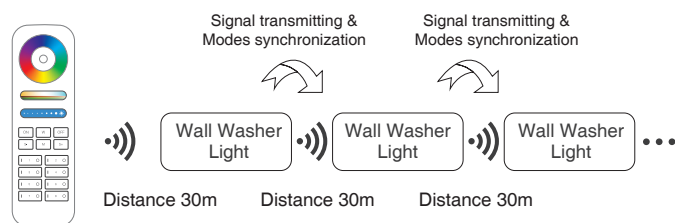


### Signal transmitting

One lighting fixture can transmit the signals from the remote control to another lighting fixture within 30m, as long as there is a lighting fixture within 30m, the remote control distance can be limitless.

### Modes synchronization

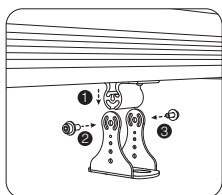
Different lighting fixture can work synchronously when they are started at different times, controlled by the same remote, under same dynamic mode and within 30m distance.



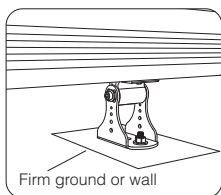
# Dynamic Mode Sheet

Number	Dynamic Mode	Brightness / Saturation / Speed
1	Mardi gras	Adjustable
2	Automatic color change	
3	Sam	
4	Gemstone	
5	Twilight	
6	American	
7	Fat tuesday	
8	Party	
9	Slow color splash	

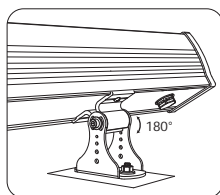
## Installation Diagram



1. Fix the lamp body on the base, and rotate the screws.

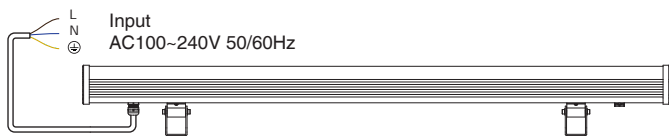


2. Select the installation place, and fix the base.



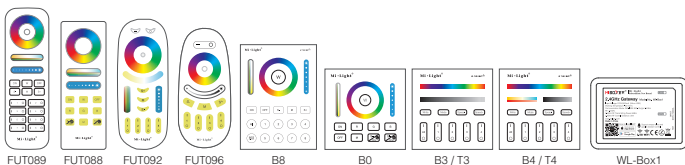
3. Adjust the illuminating angle, and tighten the screws.

## Connection Diagram



## Link/Unlink

Compatible with these remote controls (Purchased separately)



Lighting can be working after linking with remote; for more details, pls read the remote instruction.

## Attention

- When installation, Please switch off power, and switch on power after assuring the correct wiring.
- The light is with waterproof and damp-proof design. Waterproof rate is IP66; it can be working normally in the rain, but cannot work under water.
- The working temperature is -20~60°C, please do not install the light on the area over 60°C to assure the lifespan.



www.futlight.com  
Made in China



Signal transmitting & Modes synchronization