



BAJA四轮液刹安装说明 (Baja 4 wheel hydraulic brake fixing instruction)




舵机的固定 (Servo fixing)




主油泵与油泵固定杆的连接 (Connection between main oil pump and pump dead lever)



主油泵与舵机架的安装固定。Main oil pump and servo support fixing




将这两个螺丝拆下并与舵机架连接。Removing the two screws and connecting them with servo support



前轮刹车装置的安装 front wheel
brake system fixing




后轮刹车装置的安装 Rear
wheel brake system fixing



油管的固定 (fixing pipeline)

接线方法: (Method of connecting line)



将三通线的“1”接口插入接收机的“ch 2”，“2”接口连接油门舵机，“3”接口连接油刹舵机。

No.1 insert receiver "ch2", No.2 is connected with throttle servo, No.3 is connected with oil brake servo