

# ULTRAMAR

CLEAN  PROTECT  CARE



[ULTRAMARXL.COM](http://ULTRAMARXL.COM)

# ULTRAMAR

CLEAN  PROTECT  CARE

## CONTENT

About Ultramar .....	1
Sprayhood & Tent Shampoo .....	2
Sprayhood & Tent Protector.....	4
Outdoor Gear Protector .....	6
Canvas & Cotton Protector .....	8
Power Cleaner.....	10
PVC Party Tent Cleaner .....	12
Sail & Spinnaker Coating.....	14
Rust Remover .....	16
Plastic Window Cleaner & Protector.....	18
Wash & Wax.....	20
Clean, Wax & Protect .....	22
Sail Cleaner .....	24



Reviews



*"The fabric is completely clean and waterproof again. Great explanation. Also about further maintenance. Ultramar is Top! Raymond"*

**ULTRAMARXL.COM**

# ULTRAMAR

CLEAN  PROTECT  CARE

## FOR PROFESSIONAL PRODUCTS

At Ultramar, we know how nice it is to have clean and well-impregnated materials. That makes your day on the water or in the snow really relaxing. That is why at Ultramar, we only work with the best products. In our sail and tent laundry, we continue developing the products until they meet all our requirements. Only when they are completely to our liking do we bring the products on the market. In this way, we ensure that you only buy the best products.

### Professional cleaning and impregnation with Ultramar

Our products give a professional result. After use, you can enjoy your sail, boat cover, clothing, convertible or awning carefree again. All Ultramar products have been specially developed in such a way that they are easy to use. Even if you do not have experience with cleaning and impregnating sails and tents, our products are suitable for you.

### Expert advice from Ultramar

Ultramar has many years of experience in the professional cleaning and impregnation of sails, boat covers, clothing, convertible roofs and awnings. In our sail and tent laundry, we have seen everything. As a result, we at Ultramar know the best approach for every situation. We are happy to share this knowledge with you so that you can achieve optimum results with the products.

### Get started immediately with Ultramar!

We want you to be able to use the products you order from Ultramar as quickly as possible. Did you order before 22:00? Then we will ship today. To make the ordering process extra easy, you can pay afterwards. 96% of our customers would recommend us, and hopefully that will soon include you.

**We Clean! We Protect!  
We Care!**



**ULTRAMARXL.COM**

# ULTRAMAR

CLEAN  PROTECT  CARE

## SPRAYHOOD & TENT SHAMPOO

Sprayhood & Tent Shampoo is a strong fabric cleaner. It cleans your tent, boat cover or convertible top safely and thoroughly. Does not need to be diluted. Suitable for any outdoor fabric. For regular maintenance. For very soiled fabric use in combination with Power Cleaner.



Size	500 ml	1 litre	2,5 litres
EAN:	8716462008196	8716462007854	8716462006710
SKU:	CL-SS-00500-8196	CL-SS-01000-7854	CL-SS-02500-6710

‘Every year, I clean my awning with this tent fabric cleaner. I even use this cleaning agent for my garden cushions. Great product!’ - [\(REVIEW\) Ton M.](#)

- Has your fabric become soiled? This is no problem whatsoever.
- Every tent, boat cover, convertible roof or awning is sometimes soiled with green deposits, mould or dirt.
- Fortunately, this can easily be removed with Ultramar Sprayhood & Tent Shampoo.
- After use, your fabric is nice and clean.
- This fabric cleaner has been specially developed by Ultramar.
- You do not have to dilute it. Talk about convenience!

**ULTRAMARXL.COM**

# ULTRAMAR

CLEAN  PROTECT  CARE

## SPRAYHOOD & TENT SHAMPOO

**Ultramar Sprayhood & Tent Shampoo is often used for:**

- Cotton tent fabric
- Boat covers
- Convertible hoods
- Plastic
- Cleaning and degreasing of PVC
- Tents
- Sun Protection
- Backpacks
- Boat cushions

**Ideal for these famous fabric brands:**

- Sunbrella
- Swela
- Tencate All season
- Haartz
- Markilux
- Docril
- WeatherMax

**Instructions for use Ultramar Sprayhood & Tent Shampoo:**

1. First, clean the fabric with water and a strong, soft brush.
2. Apply Ultramar Sprayhood & Tent Shampoo to the fabric.
3. Rub in with the brush.
4. Leave on for around 20 minutes.
5. Rinse the shampoo with plenty of water. Use the brush for this as well. Rinse thoroughly with clean water.
6. If you can still see dirt, Continue with Ultramar Power Cleaner.

**Usage:**

Usage depends on the type of fabric: 1 Litre: between 6 m<sup>2</sup> and 14 m<sup>2</sup>.



**ULTRAMARXL.COM**

# ULTRAMAR

CLEAN  PROTECT  CARE

## SPRAYHOOD & TENT PROTECTOR

Sprayhood & Tent Protector is a very strong impregnating agent for your awning, boat cover or convertible top. It makes the fabric waterproof and provides added protection against any type of dirt. Does not need to be diluted. Dries colourless. Provides long-lasting protection.



Size	500 ml	1 litre	2,5 litres
EAN:	8716462008202	8716462007861	8716462006727
SKU:	PR-SP-00500-8202	PR-SP-01000-7861	PR-SP-02500-6727

‘This impregnating agent makes fabric water-repellent and provides extra protection against mould, dirt and algae.’ - [\(REVIEW\) Contender UK](#)

- Impregnation is very important. Naturally, you make the fabric waterproof.
- But more importantly, you also protect the fabric against mould, green deposits and all other dirt.
- You thus extend the lifespan and enjoy a nice, clean boat cover, tent or convertible top for longer.
- Ultramar Sprayhood & Tent Protector is a super-strong impregnating agent.
- It does not need to be diluted.
- At Ultramar, we impregnate thousands of boat covers, tents, parasols and convertible tops with this impregnating agent every year. And with success! It is not without reason that it is recommended by fabric manufacturers and sail makers.

**ULTRAMARXL.COM**

# ULTRAMAR

CLEAN PROTECT CARE

## SPRAYHOOD & TENT PROTECTOR

### Ultramar Sprayhood & Tent Protector is suitable for:

- Tents
- Sunshade
- Carpet
- Boat covers
- Backpacks
- Sun Protection
- Convertible roof
- Boat cushions
- Untreated teak

### Ideal for these famous fabric brands:

- Sunbrella
- Docril
- Haartz
- Markilux
- Tencate All season
- Swela
- WeatherMax

### Directions for use Sprayhood & Tent Protector:

Sprayhood & Tent Protector is a water-based product that you can use safely on almost all types of cloth.

1. Make sure the fabric is clean and dry before treatment.
2. Apply Ultramar Sprayhood & Tent Protector generously and evenly. Use a plant sprayer, brush or paint roller.
3. Allow to dry well after treatment.
4. If necessary, repeat the treatment.
5. Do not allow any Protector that ends up on surfaces such as windows or the deck to dry, but remove immediately.

### Usage:

Usage depends on the type of fabric: 1 Litre: between 6 m<sup>2</sup> and 14 m<sup>2</sup>.

### Result:

- A completely water-repellent layer
- Dirt, deposits and mould adhere less to the fabric
- The inside of your tent is also protected
- Longer lifespan of your boat cover, tent or awning

### Tipp:

Also treat the inside for extra protection.



ULTRAMARXL.COM

# ULTRAMAR

CLEAN  PROTECT  CARE



## OUTDOOR GEAR PROTECTOR

The Outdoor Gear Protector makes your gear perfectly water and dirt repellent. It's ideal for motorcycle gear, backpacks, shoes, outdoor jackets, sailing suits, ski pants, etc. Your gear will be waterproof, but still breathable. Dries colourless and doesn't need to be diluted. Especially suitable for: Gore-Tex®, Sympatex®, Softshell, Nylon and Polyester. Very easy to use.



Size	500 ml	1 litre	2,5 litres
EAN:	8716462000008	8716462000015	8716462000022
SKU:	PR-OP-00500-0008	PR-OP-01000-0015	PR-OP-02500-0022

“My motorcycle gear and backpack are nice and waterproof with your water repellent spray.” - **(REVIEW) Arjen Oostvogel**

- This ultra strong spray protects fabric from dirt, water, oil, etc.
- It makes furniture perfectly dirt-repellent
- It waterproofs clothing, while still keeping it breathable
- It protects shoes from mud and dirty water
- It doesn't need to be diluted
- It dries colourless
- It's water-based
- Safe for almost all types of cloth

**ULTRAMARXL.COM**



# ULTRAMAR

CLEAN  PROTECT  CARE

## OUTDOOR GEAR PROTECTOR

### Ideal for:

- motorcycle gear
- outdoor clothing
- shoes
- sleeping bags
- sailing apparel
- backpacks
- fabric, leather, or synthetic leather furniture
- car upholstery

### For items made from (among others):

- Gore-Tex®
- Softshell
- Polyester
- Vinyl
- Sympatex®
- Nylon
- Synthetic leather
- Leather

### Instructions for Outdoor Gear Protector:

1. Make sure the fabric is clean and dry before treatment.
2. Apply the Outdoor Gear Protector evenly. Use a sprayer or brush.
3. Allow to dry thoroughly after treatment (24 hours).
4. If necessary, repeat the treatment.

### Usage:

Usage depends on the fabric type: 1 litre: between 6 m<sup>2</sup> and 25 m<sup>2</sup>.

### Safe:

Outdoor Gear Protector is a water-based product. It is safe for almost all fabric types. Read the instructions on the packaging before use.



ULTRAMARXL.COM

# ULTRAMAR

CLEAN  PROTECT  CARE



## CANVAS & COTTON PROTECTOR

Canvas & Cotton Protector is a very strong impregnating agent for cotton and canvas. Makes cotton tent fabric waterproof and dirt-repellent. Do not dilute. Easy to apply with plant sprayer. Perfect for a safari tent, tipi or trailer tent.



Size	5 Litre
EAN:	8716462007687
SKU:	PR-CP-05000-7687

‘This is the first impregnating agent that keeps our cotton safari tent waterproof throughout the season. CANVAS & COTTON PROTECTOR really works!’ - (REVIEW)

### Schuppen family

- Cotton, canvas or linen tents are very delicate. They turn green quickly.
- They are very susceptible to mould.
- Impregnate the tent cloth to protect and make it watertight. And to keep it waterproof.
- Ultramar Canvas & Cotton Protector is a strong impregnating agent.
- It is specially developed for cotton tent cloth.
- The cloth continues to breathe.
- This cotton impregnating agent is ready for use. Does not need to be diluted.

**ULTRAMARXL.COM**

# ULTRAMAR

CLEAN  PROTECT  CARE

## CANVAS & COTTON PROTECTOR

### Suitable for e.g.:

- Cotton tent cloth
- Linen tent cloth
- Trailer tent
- Scouting tent
- Glamping tent
- Canvas tent fabric
- Polyester/Cotton tent fabric
- Safari tent
- Group tent

### Ideal for these famous fabric brands:

- TenCate Cotton

### Instructions for use Ultramar Canvas & Cotton Protector:

1. Make sure the cloth is clean and dry. If necessary, first clean with Ultramar Sprayhood & Tent Shampoo and Ultramar Power Cleaner.
2. Apply Ultramar Canvas & Cotton Protector generously and evenly. Use a spray, plant sprayer or paint roller for this. The fabric must be completely saturated.
3. Allow to dry well. If necessary, repeat the treatment.

### Usage:

This depends on the fabric type: a 5 litre pack is sufficient for 25 m<sup>2</sup> to 50 m<sup>2</sup>.

### Tips:

- Also treat the inside of the tent for better protection.
- Old and bad cotton tents sometimes have to be treated several times.
- Perfect for trailer tents.
- Easy to apply with a paint roller or spray.



ULTRAMARXL.COM

# ULTRAMAR

CLEAN  PROTECT  CARE



## POWER CLEANER

Ultramar Power Cleaner is a super-strong fabric cleaner. For when nothing else helps. Removes heavy contamination and deeply absorbed stains from your boat cover, tent or convertible top. For best results, always clean first with Sprayhood & Tent Shampoo.



Size	1 litre
EAN:	8716462007885
SKU:	CL-PC-01000-7885

“I was quite sceptical, but my boat cover and cockpit cover are indeed once again like new.” - **(REVIEW) W. Groenier**

- As a professional, we have encountered the most soiled fabrics.
- In some cases, the dirt has penetrated deeply.
- Spider droppings can leave black spots.
- Dirt can firmly attach itself to the fabric.
- With Ultramar Power Cleaner, you can even clean a heavily soiled boat cover, convertible top, tent or sun protection.
- First clean the fabric with Sprayhood & Tent Shampoo for optimum results.

**ULTRAMARXL.COM**

# ULTRAMAR

CLEAN ◊ PROTECT ◊ CARE

## POWER CLEANER

### Why always clean and impregnate in 3 steps?

- The dirt on your boat cover, convertible top or tent never consists of 1 type of dirt. It is sand, soot from exhaust gases, mould, algae and moss, droppings from insects and birds, salt, limescale etc.
- You can never remove that properly with 1 product.
- Therefore, always clean in 2 steps. That way, you can be sure that the fabric is perfectly clean.
- The impregnating agent then adheres much better to the fabric. And that in turn ensures that the cloth stays clean and watertight for much longer.

### To use for:

- Deeply penetrated soiling in the tent fabric.
- Difficult spots in the tent fabric or boat cover.
- Spots from spiders, mosquitoes and flies.

### Directions for use:


1. Apply Ultramar Power Cleaner to the dry fabric
2. Rub in with a soft brush
3. Allow to soak in for approximately 1 hour.
4. If you don't see any change, spray on a little extra Power Cleaner and rub in with a brush again.
5. Let it soak in again. Repeat this until the spots are gone. This may sometimes take a few hours.
6. Rinse well with a brush and plenty of water.

### Usage:

Usage depends on the type of fabric: 1 Litre: between 8 m<sup>2</sup> and 15 m<sup>2</sup>

### Tip:


After use, treat with a strong impregnating agent to protect and make the fabric waterproof



ULTRAMARXL.COM

# ULTRAMAR

CLEAN  PROTECT  CARE



## PVC PARTYTENT CLEANER

PVC Party Tent Cleaner is biodegradable. This strong cleanser cleans every party tent and stretch tent. It's particularly well suited to PVC and PE. It removes dirt, such as black deposits, grease, oil, grass, and nicotine. Highly concentrated. Can be diluted as desired.



Size	1 litre
EAN:	8716462000060
SKU:	CL-PT-01000-0060

“We use this cleaner for all of our party tents.” - (REVIEW) Jeroen Brouwer

- Is your party tent dirty and in need of a thorough cleaning?
- That's no problem for this strong cleaner.
- It removes dirt, like black deposits, rain streaking, grease, oil, grass, and nicotine.
- It's biodegradable, so it's safe to use anywhere.
- This party tent cleaner has been specially developed by Ultramar.

**ULTRAMARXL.COM**

# ULTRAMAR

CLEAN  PROTECT  CARE

## PVC PARTY TENT CLEANER

### Suitable for:

- PVC Party Tent
- Pagoda tent
- Folding tent
- Star tent
- Deck screens
- Stretch tent
- Festival marquee
- Frame tent
- Storage tent

### Instructions for PVC Party Tent Cleaner:

PVC Party Tent Cleaner is highly concentrated. It can be diluted as desired. Dilution depends on the nature and degree of staining. Heavy staining = use undiluted. Mild staining = dilute with water up to 1:30.

1. Apply with a sponge, mop, brush, or spray.
2. Brush away dirt.
3. Let it sit for about 10 minutes.
4. Do not let it dry.
5. Then rinse with plenty of water.
6. If necessary, repeat the treatment

### Tips:

Is there still visible dirt after cleaning? Then use Ultramar Power Cleaner for stubborn stains.



[ULTRAMARXL.COM](http://ULTRAMARXL.COM)

# ULTRAMAR

CLEAN  PROTECT  CARE



## SAIL & SPINNAKER COATING

This extra strong coating provides extra protection for your yacht sail from dirty water, moulds, green deposits, mosquito stains, and other kinds of dirt. The sail will stay dry. New sails will stay clean much longer. It gives old sails a second life! It can also be used on kites. Extra UV protection. Doesn't need to be diluted. 1L = 6 to 25m<sup>2</sup> (depending on fabric type).



Size	1 litre	2,5 litres
EAN:	8716462000039	8716462000046
SKU:	PR-SC-01000-0039	PR-SC-02500-0046

“This makes even old sails and spinnakers very water repellent again. They’re like new.” - (REVIEW) Vela Sail Supply

- The sail's original coating breaks down due to UV radiation and wear and tear
- Without proper coating, the sail will stay wet longer
- Without proper coating, the sail can get quite dirty
- As a result, many sails are very susceptible to fungus, dirt, and green deposits.
- So it's important to protect that expensive sail yourself
- Use this super strong sail coating
- The sail will stay dry and light
- The sail will be better protected against dirt
- Moulds and algae are less likely to attach

**ULTRAMARXL.COM**



# ULTRAMAR

CLEAN  PROTECT  CARE

## SAIL & SPINNAKER COATING

- The stitching will be better protected against UV radiation
- The sail is better protected against UV radiation
- You can extend the life of the fragile sails
- Easy to apply with a sprayer or paint roller
- It's water-based.
- Does not need to be diluted
- Safe for almost every sail

### Ideal for:

- Wovens - a woven tackle and racing sails
- Laminates - laminate racing and touring sails
- Spinnaker - Spinnaker canvas for touring and competition sails
- Kites

### For sails from brands like:

- Contender Sailcloth
- Challenge Sailcloth
- Bainbridge
- Dimension Polyant

### Instructions for using Ultramar Sail & Spinnaker Coating:

1. Make sure that the cloth is clean and dry before treatment.
2. Apply the Sail & Spinnaker Coating evenly. Use a plant sprayer, brush, or paint roller.
3. Allow the sail to dry thoroughly. If necessary, repeat the treatment.
4. Treat both sides of the canvas.

### Usage:

Usage depends on the type of cloth: 1 Liter = between 6 m<sup>2</sup> and 25 m<sup>2</sup>.

### Safe:

Sail & Spinnaker Coating is water based. It's safe for almost every sail. Read the instructions on the packaging before use.



ULTRAMARXL.COM

# ULTRAMAR

CLEAN PROTECT CARE



## RUST REMOVER

Rust Remover removes rust stains from all types of textiles. Specially developed for removing rust from outdoor fabric, such as a sail, boat cover, tent or convertible top. Easy to use.



Size	500 ml
EAN:	8716462008226
SKU:	CL-RR-00500-8226

“We have been using Ultramar Rust Remover for years for rust spots in sails. Are very satisfied.” - (REVIEW) Willem Ullman Sails Nederland

- It is almost impossible to avoid rust stains.
- Sails, tents and boat covers are often wet. Contact with iron can cause rust.
- Preventing rust is difficult, but removing rust is simple.
- We have developed Ultramar Rust Remover especially for rust stains.
- It removes rust stains from sailcloth, tent fabric, convertible fabric, boat fabric, textiles.
- You only need to apply the agent to the product and then brush.
- Ultramar Rust Remover does the rest of the work.
- Ultramar thus makes it easy for you to enjoy your sail, tent or boat cover again.

**ULTRAMARXL.COM**

# ULTRAMAR

CLEAN ◊ PROTECT ◊ CARE

## RUST REMOVER

### Instructions for use Ultramar Rust Remover 500 ml:

1. Apply the product generously and evenly with a spray or brush.
2. Rub in well with a brush and leave for app. 1 hour.
3. If you don't see any change, Re-apply and rub in with a brush. Let it soak again.
4. Repeat this until the spots are gone. This may sometimes take a few hours.
5. Next, rinse thoroughly with a brush and plenty of water.

### Tips:

First test on a small inconspicuous part of the fabric for colour fastness.



[ULTRAMARXL.COM](http://ULTRAMARXL.COM)

# ULTRAMAR

CLEAN PROTECT CARE



## PLASTIC WINDOW CLEANER & PROTECTOR

Plastic Window Cleaner & Protector restores clearness and shine to transparent plastic. In 1 quick, simple treatment. Removes dirt and makes small scratches less visible. Improves visibility in rainy weather. Protects against dirt, water and deposits.



Size	400 ml
EAN:	8716462000053
SKU:	PR-WC-00400-0053

“I have tested it and am amazed. The plastic is super clean and stays clear much longer. You have a fan with it.” - (REVIEW) Rutger Jorisse

- Restores the clearness and shine of transparent plastic in seconds.
- It cleans and protects in 1 simple treatment.
- It removes insects, black deposits, oxidation, limescale and salt.
- It is perfect for transparent plastic windows in a camper, caravan, tent or boat cover.
- Perfect for the visor of your helmet.
- Makes small scratches less visible.
- Improves visibility in rainy weather.
- Protects against dirt, water and deposits.
- Contains no abrasive, no silicone and does not stick.

**ULTRAMARXL.COM**

# ULTRAMAR

CLEAN  PROTECT  CARE

## PLASTIC WINDOW CLEANER & PROTECTOR

- It has an antistatic effect.
- It is safe for almost all types of plastic
- Does not need to be diluted.

### Ideal for transparent plastic of:

- motorcycle helmets
- scooter
- boat
- caravan
- tent
- display
- goggles
- airplane
- motor
- boat cover
- camper
- convertible top
- head lights

### Instructions for use Plastic Window Cleaner & Protector:

1. Spray Plastic Window Cleaner & Protector on the surface.
2. Use a clean microfibre cloth to evenly distribute the product.
3. Rub all the dirt away.
4. From left to right, top to bottom.
5. Then wipe dry with a clean microfibre cloth.
6. If necessary, repeat the treatment.

### Usage:

Consumption depends on the dirt and surface: 400 ml = 25 m<sup>2</sup> and 40 m<sup>2</sup>.

### Safe:

Plastic Window Cleaner & Protector is safe for almost all types of plastic. However, you should first test on a small area. Read the instructions on the packaging before use.



ULTRAMARXL.COM

# ULTRAMAR

CLEAN  PROTECT  CARE



## WASH & WAX

Wash & Wax is a strong shampoo for the regular washing of your boat, camper or caravan. Highly concentrated. Biodegradable. Dries without leaving streaks. Does not affect the existing wax layer. Suitable for polyester, plastic, metal, painted surfaces, chrome, stainless steel, aluminium and teak. Dilution: 4 caps to 10 litres of water.



Size	500 ml	1 Litre
EAN:	8716462000077	8716462000084
SKU:	CL-WW-00500-0077	CL-WW-01000-0084

“This Ultramar product is also top-notch. After washing, the caravan beads longer than with other caravan shampoos that I have used.” - (REVIEW) Leo de Wit

- Wash & Wax is a strong shampoo
- For the regular washing of your boat, camper or caravan.
- Highly concentrated.
- Biodegradable.
- Safe and easy to use.
- Dries without leaving streaks.
- Does not affect the existing wax layer.
- Suitable for regular washing of polyester, plastic, metal, painted surfaces, chrome, stainless steel, aluminium and teak.

**ULTRAMARXL.COM**

# ULTRAMAR

CLEAN  PROTECT  CARE

## WASH & WAX

### Ideal for:

- boat
- camper
- motor
- caravan
- car

### Suitable for e.g.:

- Polyester
- Metal
- Chrome
- Aluminium
- Plastic
- Painted surfaces
- Stainless steel
- Teak

### Instructions for use Wash & Wax:

1. Shake well before use.
2. Remove loose dirt first.
3. Rinse the boat or caravan with clean tap water.
4. Add 4 caps of Wash & Wax to 10 litres of water.
5. Preferably use lukewarm water.
6. Keep the surface wet.
7. Treat the boat or caravan in sections as needed.
8. Rinse well after washing and dry as needed with a chamois or towel.

### Usage:

Consumption depends on dirt: standard dilution: 4 caps to 10 litres of water.

### Safe:

Wash & Wax is a water-based product. It is safe for almost every boat, caravan, camper, car. Read the instructions on the packaging before use.



# ULTRAMAR

CLEAN  PROTECT  CARE



## CLEAN, WAX & PROTECT

Clean, Wax & Protect cleans and protects polyester, metal and painted surfaces. Removes dirt and gives a deep shine. Protects for a long time due to high PTFE content. Makes the surface strongly water- and dirt-repellent. Provides extra protection against dirt, oil, salt and deposits. Restores the original colour where possible. Use Ultramar Wash & Wax for the regular washing of your boat or caravan.



Size	500 ml
EAN:	8716462000091
SKU:	PR-CW-00500-0091

“I have been using this polish for a year now for my wife’s boat, caravan and even Fiat. It cleans nicely and has given a nice shine that has lasted the whole year.” - **(REVIEW)**  
**W. Uiterwijk.**

- High quality polish
- It cleans and protects in 1 simple treatment
- Removes dirt and gives a deep shine.
- Protects for a long time due to high PTFE content.
- Makes the surface strongly water- and dirt-repellent.
- Provides extra protection against dirt, oil, salt and deposits.
- Restores the original colour where possible.
- Use Ultramar Wash & Wax for the regular washing of your boat or caravan.

**ULTRAMARXL.COM**



# ULTRAMAR

CLEAN  PROTECT  CARE

## CLEAN, WAX & PROTECT

### Ideal for:

- boat
- camper
- motor
- caravan
- car

### Suitable for e.g.:

- Polyester
- Painted surfaces
- Metal

### Instructions for use Wash & Wax:

1. Remove loose dirt first.
2. If necessary, first clean with Ultramar Wash & Wax.
3. Make sure the surface is dry.
4. Shake well before use.
5. Apply a thin, even layer in circular movements.
6. Use a soft cloth.
7. Allow to dry until a light white haze appears.
8. Then wipe off with a soft clean cloth and polish until a nice, deep shine is created.

### Usage:

Use depends on dirt and surface.

### Safe:


Clean, Wax & Protect is safe for almost every boat, caravan, camper, car. Read the instructions on the pack before use. Always test on a small piece first.



ULTRAMARXL.COM

# ULTRAMAR

CLEAN  PROTECT  CARE



## SAIL CLEANER

Sail Cleaner is a strong cleaning agent for (sailboat) sails. For cleaning according to the soaking method. Specially developed cleaning agent for almost all types of yacht sails and sailcloths. From Dacron® to the most modern laminate sails. 1 kg = 50 litres.



Size	1 kg
EAN:	8716462008011
SKU:	CL-SC-01000-8011

‘I have already washed my sails. The product does what it promises. I am very satisfied and can certainly recommend it.’ - [\(REVIEW\) Johann van den Heuvel](#)

- Sailcloth quickly becomes dirty due to mosquitoes, spiders etc.
- Clean your sails yourself with Sail Cleaner
- Specially developed cleaning agent for sailcloth
- Cleaning method: soaking
- Soak the sail in a bath, tub or bin.
- Used by Ultramar Zeilwasserij since 1998

#### Suitable for e.g.:

- Wovens - woven sailcloth for touring and competitive sails
- Laminates - laminate sailcloth for touring and competitive sails

**ULTRAMARXL.COM**

# ULTRAMAR

CLEAN PROTECT CARE

## SAIL CLEANER

### For sailcloth from, for example:

- Contender Sailcloth
- Challenge Sailcloth
- Bainbridge
- Dimension Polyant

### Instructions for use Ultramar Sail Cleaner 1 KG:

1. Fill a container, tub, bath or rain barrel with lukewarm water (30 degrees Celsius).
2. Mix 1 kg of Sail Cleaner per 50 litres of lukewarm water.
3. Fold/roll the sail.
4. Leave the sail submerged for at least 24 hours.
5. Then remove loosely soiled dirt and cleaning agent with a soft brush and plenty of water.
6. If necessary, soak for several days and repeat the treatment.
7. Then protect the sail with Ultramar Sail & Spinnaker Coating to give the sail extra protection against mould, green deposits and stains.


### Usage:

1 kg = 50 litres

### Tips:

- By adding additional hot water after 24 hours, you can soak the sail again.
- In the case of severe soiling, you can soak the sail for several days and repeat the treatment.
- Then protect the sail with Ultramar Sail & Spinnaker Coating.
- Do not use Sail Cleaner on spinnaker cloth.
- Coloured sails, UV strips, telltales cannot be colour-stable. Then first try on a small piece.





# ULTRAMAR

CLEAN ◊ PROTECT ◊ CARE



**ULTRAMARXL.COM**

Ultramar Products BV. Kanaalstraat 20a, 4905 BJ Oosterhout, The Netherlands.

Tel: +31.162.456948 • support@ultramarxl.com