

COOPH SIZE CHARTS

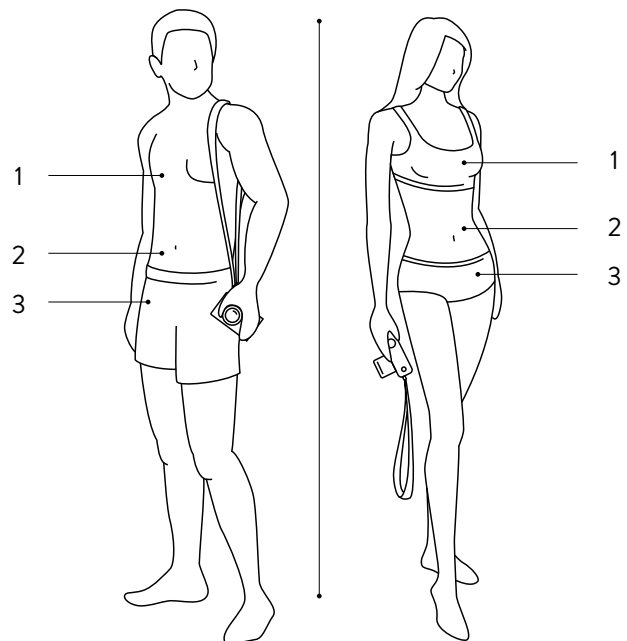
If you know your exact size, you're ready to order! If you're not sure about what size you need, it's a good idea to take your measurements beforehand in order to ensure that your new stuff fits!

Here are several tips on how to figure out your correct size. For our US customers, please make your orders one size larger than your usual fit. If you are a US large, then you should order a x-large. This will account for the differences in international size categories.

T-SHIRTS / SHIRTS / HOODIES / JACKETS

In order to measure your clothing size correctly, we recommend you measure yourself wearing only your underwear and keeping the measuring tape close to your body. Note down the measurements and compare them with our sizing charts.

1. Chest: Measure horizontally across the fullest point of your chest.
2. Waist: Wrap the measuring tape horizontally around the narrowest part of your waist.
3. Hip: Wrap the measuring tape horizontally about 20cm below your natural waistline.

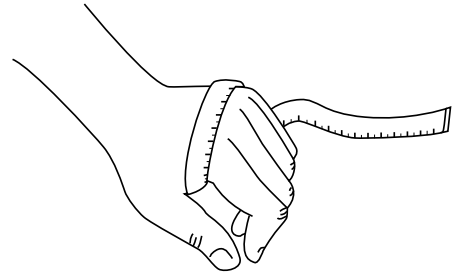


		x-small	small	medium	large	x-large	xx-large
WOMEN	Germany	32-34	36-38	40-42	44-46	48-50	52-54
	International/USA	XS	S	M	L	XL	2XL
	England	6-8	10-12	14-16	18-20	22-24	26-28
	France	34-36	38-40	42-44	46-48	50-52	54-56
	Italy	38-40	42-44	46-48	50-52	54-56	58-60
	1. Chest (cm)	74-81	82-89	90-97	98-107	108-119	120-131
	2. Waist (cm)	58-64	65-72	73-81	82-90	91-102	103-114
	3. Hip (cm)	80-89	90-97	98-104	105-112	113-122	123-134

		x-small	small	medium	large	x-large	xx-large
MEN	Germany	40-42	44-46	48-50	52-54	56-58	60-62
	International/USA	XS	S	M	L	XL	2XL
	England	30-32	34-36	38-40	42-44	46-48	50-52
	France	42-44	46-48	50-52	54-56	58-60	62-64
	Italy	46-48	50-52	54-56	58-60	62-64	66-68
	1. Chest (cm)	78-85	86-93	94-101	102-109	110-117	118-125
	2. Waist (cm)	66-73	74-81	82-89	90-99	100-109	110-115
	3. Hip (cm)	82-89	90-97	98-105	106-113	114-121	122-129

GLOVES

To determine your size make a fist with your domineering hand (see picture) and measure across your knuckles. As glove sizes are usually given in inches (1 inch = 2,54 cm), you must convert your measurement to find your size. You can use the chart below for approximate values.

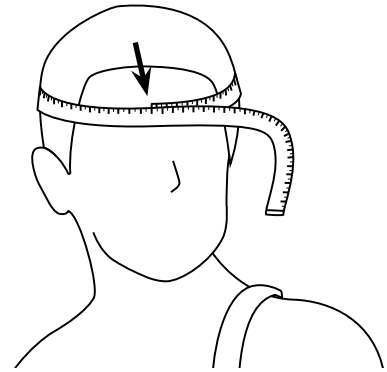


		x-small	small	medium	large	x-large	xx-large
MEN & WOMEN	inch	7	8	8,5	9	9,5	10,5
	cm (rounded)	17,8	20,3	21,6	22,9	24,1	26,7

PHOTOGRAPHER HATS

To determine your hat size, measure the circumference of your head. You will need a tape measure and a mirror. Place the tape measure in the centre back of your head and wrap it horizontally around your head. Place it just above your ears and below your hairline, then bring together the tape measure in the middle of your forehead. Now you can read off your size and compare it with our size chart to get your perfect fit!

If you order “tailor-made”, please contact us at store@cooph.com to select the right size. Please note that the estimated delivery time for a “tailor-made” hat is between 5 to 6 weeks.



		S-M	M-L
HEAD SIZES	cm	57	59
	inch	22,3	23,1

HEADWEAR

All other COOPH headwear is available in universal size (UNISIZE).