



## **Sheet Booms Pipe**

### **300 021 143, 146, 148, 163**

**Wave & Flex Booms**

Product nr.	300 021 143
Length	1750mm
Material	Stainless Steel
Max Pressure	150BAR
Inlet Port	1/4" F
Outlet Port	1/4" M
Max Temperature	90°C
Model	Single

Product nr.	300 021 146
Length	1600/1750mm
Model	Double

Product nr.	300 021 148
Length	2000mm
Model	Single

Product nr.	300 021 163
Length	1650/1750/2000mm
Model	Triple

Wall Mount	
Product nr.	300 021 147

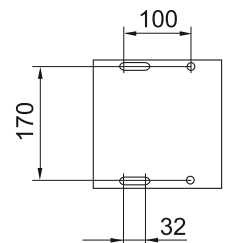
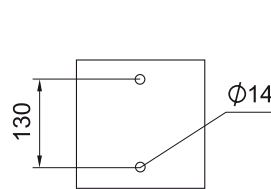
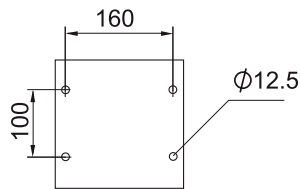
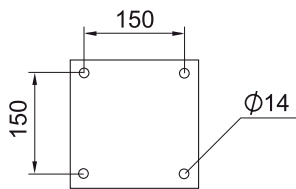
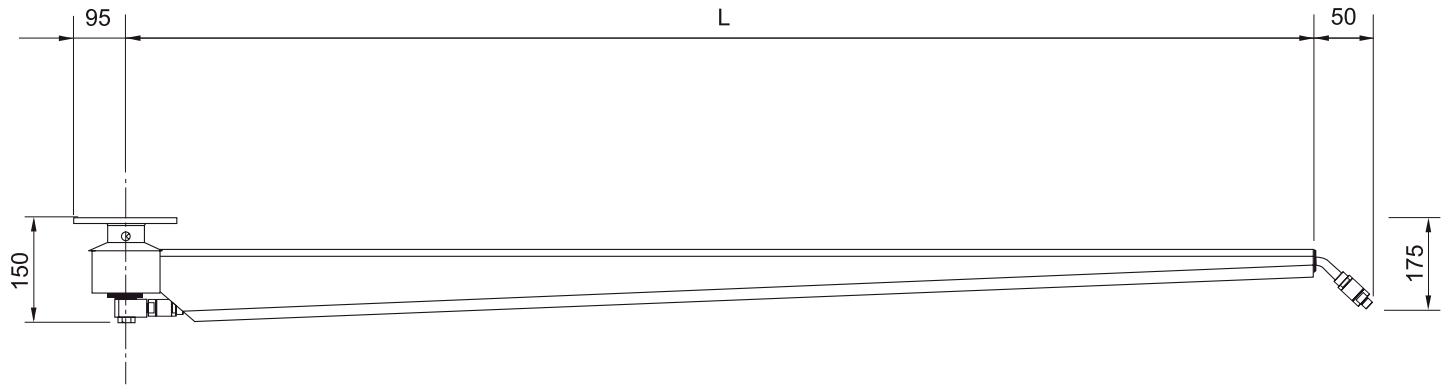
**Features**

- Ceiling Boom ready for installation
- Integrated easy turning swivels
- Axle with ball bearing
- Stainless Steel
- Electro polished

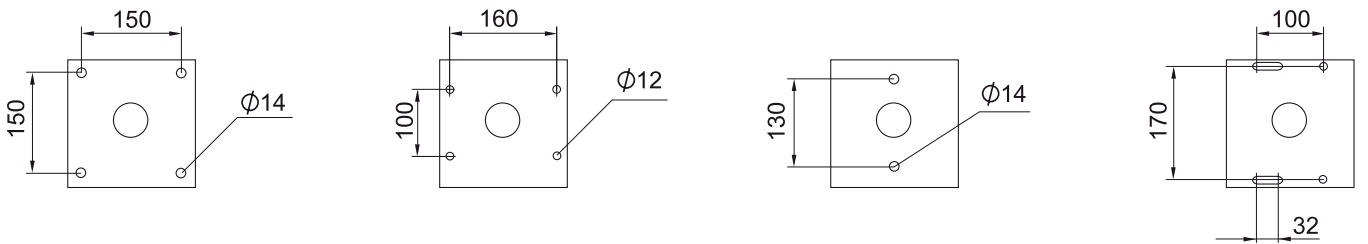
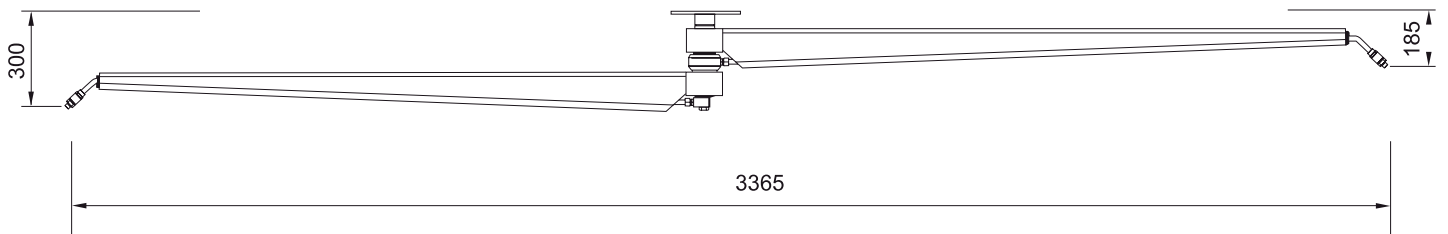
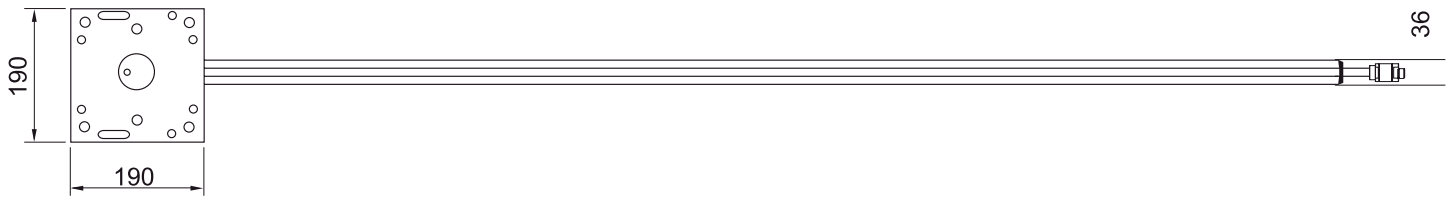
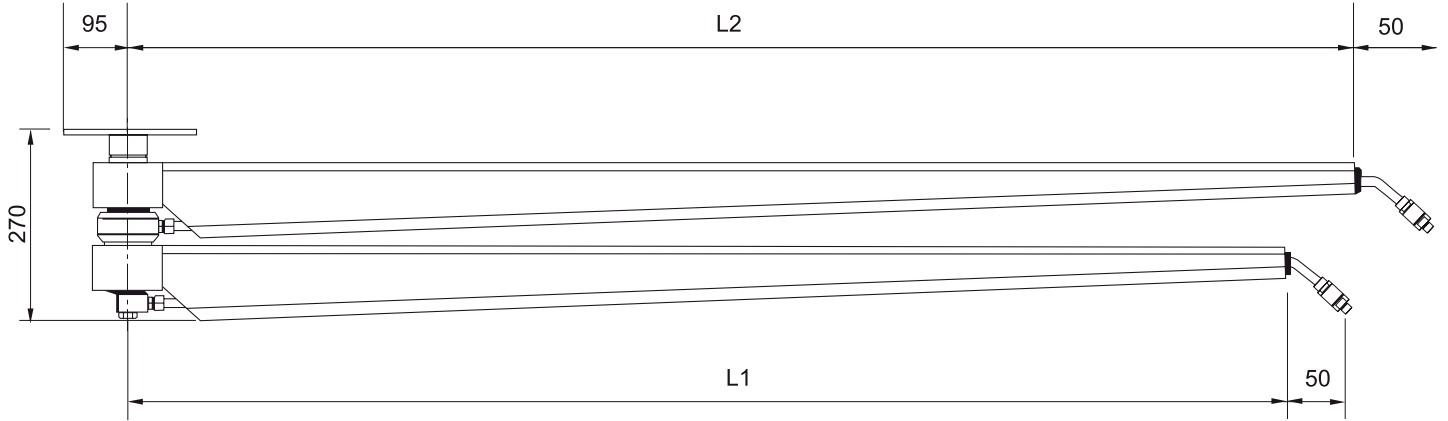
**Mounting plate**

Dimensions	190x190mm
Thickness	8mm

Product nr.	Weight	L
300 021 143	14kg	1750mm
300 021 148	14kg	2000mm



<b>Product nr.</b>	<b>Weight</b>	<b>L1</b>	<b>L2</b>
300 021 146	21.5kg	1600mm	1750mm



Product nr.	Weight	L1	L2	L3
300 021 163	31.5kg	1600mm	1750mm	2000mm

