


MAZDA

GB REAR SPOILER Installation Instructions	N SPOILER BAK Monteringsveiledning
D SPOILER HINTEN Einbauanleitung	S SPOILER BAK Monteringsanvisning
E SPOILER TRASERO Instrucciones de Montaje	SF TAKASPOILERI Asennusohje
F PARE-CHOC'S ARRIÈRE Instructions de Montage	CZ ZADNI SPOILER Návod k Montáži
I SPOLIER POSTERIORE Istruzioni di Montaggio	H HÁTSÓ SPOILER Beszerelési Utasítása
P SPOILER TRASEIRO Instruções de Montagem	PL SPOILER TYLNY Instrukcja Instalowania
NL SPOILER ACHTER Inbouw-Instructie	GR ΣΠΟΙΛΕΡ ΠΙΣΩ Οδηγίες Τοποθέτησης
DK SPOILER BAG Monteringsvejledning	RU Задний спойлер крыши Инструкции по установке



MAZDA CX-3 | DJ1

Part No: **QDKE 51 9N0**


Date: 22-12-2014

© Copyrights MAZDA / MAZDA ACE

Sheet 1 of 10

Expert Fitment Required
Montage durch Fachwerkstatt erforderlich
Montaje sólo por el concesionario
Montage par spécialiste nécessaire
E' necessario in officina specializzata
Especialista em montagem requerido
Montage door vakman nodig
Montage ved professionelt værksted påkrævet
Nødvendig med montering fra fagvejverksted
Verkstadsmontage erfordras
Asennus tarpeen merkkikorjaamossa
Montáž ve specializované dílně nutná
A szereléshez szakműhely kell
Konieczny montaż przez warsztat specjalistyczny
Να τοποθεί από συνεργείο
Необходима подгонка специалистом

QDKE-51-9N0-00



L+R

- (GB) Position arrow
- (D) Positionspfeil
- (E) Flecha de posición
- (F) Flèche de position
- (I) Freccia di posizione
- (P) Flexa de posição
- (NL) Lokatie/Positie pijl
- (DK) Lokaliseringspil
- (N) Posisjonspil
- (S) Positionpil
- (SF) Paikannusnuoli
- (CZ) Šipka na pozici
- (H) Helyzetjelző nyíl
- (PL) Strzałka położenia
- (GR) Βέλος θέσης
- (RU) Стрелка расположения

- (GB) Movement arrow
- (D) Bewegungspfeil
- (E) Flecha de movimiento
- (F) Flèche de mouvement
- (I) Freccia di movimento
- (P) Flexa de movimento
- (NL) Richtingspijl
- (DK) Bevægelsespil
- (N) Bevegelsespil
- (S) Rörelsepil
- (SF) Liikesuuntanuoli
- (CZ) Šipka pohybu
- (H) Mozgásirányjelző nyíl
- (PL) Strzałka kierunku ruchu
- (GR) Βέλος κίνησης
- (RU) Стрелка движения

- (GB) Same procedure for the left and right side
- (D) Gleicher einbau für linke und rechte seite
- (E) Mismo procedimiento para lado izquierdo y derecho
- (F) Procédure identique pour les côtés gauche et droit
- (I) Stessa procedura valida per il lato destro e sinistro
- (P) Mesmo procedimento para o lado esquerdo e direito
- (NL) Dezelfde procedure voor de linker en rechter zijde
- (DK) Samme fremgangsmåde for venstre og højre side
- (N) Samme prosedyre for venstre og høyre side
- (S) Samma åtgärd för vänster och höger sida
- (SF) Samat toimenpiteet vasemmalle ja oikealle puolelle
- (CZ) Postup je stejný pro levou i pravou stranu
- (H) Az eljárás azonos a bal és a jobboldalon
- (PL) Te same czynności należy wykonać po lewej i prawej stronie
- (GR) Ίδια διαδικασία για την αριστερή και τη δεξιά πλευρά
- (RU) Однаковая последовательность действий как для левой, так и для правой стороны



- (GB) Tape up
- (D) Mit Klebeband befestigen
- (E) Fijar con cinta adhesiva
- (F) Fixer avec ruban adhésif
- (I) Fissare con nastro adesivo
- (P) Sujeitar com fita adesiva
- (NL) Vastzetten met tape
- (DK) Fastgøres med tape
- (N) Fest fast med klebeband
- (S) Fästet med tejp
- (SF) Kiinnitys teipillä
- (CZ) Upevnit lepicí páskou
- (H) Rögzítse ragasztószalaggal
- (PL) Umocować taśmą samoprzylepną
- (GR) Στερέωση με κολλητική ταινία
- (RU) Закрепите клейкой лентой

- (GB) Wipe clean
- (D) Reinigen
- (E) Limpiar
- (F) Nettoyer
- (I) Ripulire
- (P) Limpiar
- (NL) Zuiver maken
- (DK) Aftørring
- (N) Rengjøring
- (S) Rengör
- (SF) Puhdista
- (CZ) Očistit
- (H) Tisztítsa meg
- (PL) Oczyszczyć
- (GR) Καθάρισμα
- (RU) Протрите дочиста

- (GB) Throw away
- (D) Entsorgen
- (E) Tratamiento de residuos
- (F) Rebuter
- (I) Smaltire
- (P) Eliminar
- (NL) Weggoeien
- (DK) Affald
- (N) Avskaffe
- (S) Ta hand om avfallet
- (SF) Hävittää
- (CZ) Vyhodit
- (H) Távolítsa el
- (PL) Usunąć jako odpad
- (GR) Απόσυρση
- (RU) Выбросите



- (GB) Warning
- (D) Achtung
- (E) Atención
- (F) Attention
- (I) Attenzione
- (P) Atenção
- (NL) Let op
- (DK) Bemærk
- (N) Pass på
- (S) Varning
- (SF) Huomio
- (CZ) Pozor
- (H) Figyelem
- (PL) Uwaga
- (GR) Προσοχή
- (RU) Осторожно

- (GB) See workshop manual
- (D) Siehe werkstatthandbuch
- (E) Ver manual de taller
- (F) Voir manuel d'atelier
- (I) Vedere manuale officina
- (P) Cf. o manual da oficina
- (NL) Zie werkplaatshandboek
- (DK) Se værktøds håndbog
- (N) Se verkstedshåndboka
- (S) Se verkstadshandboken
- (SF) Katso korjaamon käsikirjasta
- (CZ) Viz dílenskou příručku
- (H) Lásd a műhely-kézikönyvben
- (PL) Patrz podręcznik warsztatowy
- (GR) βλέπε Εγχειρίδιο Συνεργείου
- (RU) См. руководство для мастерской

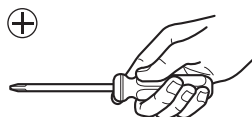
- (GB) See text
- (D) Siehe Text
- (E) Véase texto
- (F) Voir text
- (I) Vedi testo
- (P) Cf. o texto
- (NL) Zie tekst
- (DK) Se teksten
- (N) Se tekst
- (S) Se text
- (SF) Katso teksti
- (CZ) Viz text
- (H) Lásd a zsövegben
- (PL) Patrz tekst
- (GR) Βλέπε κείμενο
- (RU) См. текст



- (GB) Use cenyre punch
- (D) Körnen
- (E) Marcar destornillador
- (F) Marquer au pointeau
- (I) Bulinare
- (P) Marcar con punção de
- (NL) Marcar
- (DK) Centerpønsen
- (N) Opmærkning med kørner
- (S) Korning
- (SF) Märkning med körnslag
- (CZ) Merkitse puikolla
- (H) Dúlkovat
- (PL) Kipontozni punktowac
- (GR) Ποντάρισμα
- (RU) Используйте кернер

- (GB) Use drill
- (D) Bohrer verwenden
- (E) Utilizar broca
- (F) Utiliser une mèche
- (I) Utilizzare trapano
- (P) Utilizar a perfuradora
- (NL) Boordiameter
- (DK) Bor anvendes
- (N) Bruk diameter
- (S) Använd borrh
- (SF) Käytä poraa
- (CZ) Použit vrták
- (H) Használjon fúrot
- (PL) Stosować wiertarkę
- (GR) Χρησιμοποιείτε τρυπάνι
- (RU) Используйте дрель

- (GB) Disconnect
- (D) Abklemmen
- (E) Desconectar
- (F) Déconnecter
- (I) Staccare
- (P) Desligar
- (NL) Demonteren
- (DK) Frakobles
- (N) Klem av
- (S) Koppla los
- (SF) Irröta
- (CZ) Odpojit
- (H) Szakítsa meg, kapcsolja szét
- (PL) Rozłączyć
- (GR) Αποσύνδεση
- (RU) Разъедините

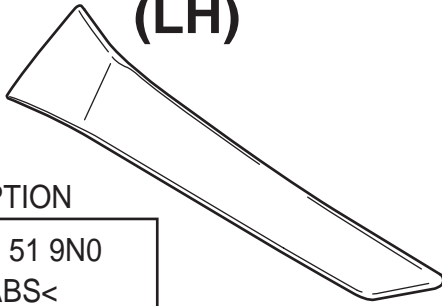


- (GB) Connect
- (D) Verbinden
- (E) Conectar
- (F) Raccorder
- (I) Collegare
- (P) Ligar
- (NL) Aansluiten
- (DK) Kobles
- (N) Tilkopling
- (S) Anslut
- (SF) Yhdystä
- (CZ) Spojit
- (H) Kapcsolja össze
- (PL) Połączyć
- (GR) Σύνδεση
- (RU) Соедините

- (GB) Use philips screwdriver
- (D) Kreuzschraubendreher verwenden
- (E) Utilizar destornillador de estrella
- (F) Utiliser tournevis cruciforme
- (I) Utilizzare cacciavite a croce
- (P) Utilizar chave de fendas cruzada
- (NL) Kruiskopschroevendraaier
- (DK) Krydskærnskruetrækker anvendes
- (N) Bruk stjemeskrujern
- (S) Använd skruvmejsel för krysspår
- (SF) Käytä ristipääruuvitalttaa
- (CZ) Použit křížový šroubovák
- (H) Használjon keresztfejű csavarhúzó
- (PL) Stosować śrubokręt krzyżowy
- (GR) Χρησιμοποιείτε κατασβίδ για βίδες φίλιπς
- (RU) Используйте крестообразную отвертку

A

(LH)



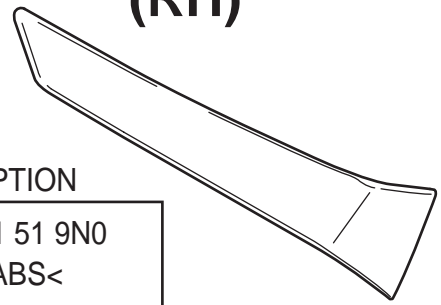
DESCRIPTION

QDK1 51 9N0
>ABS<

X 1

B

(RH)

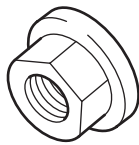


DESCRIPTION

QDK1 51 9N0
>ABS<

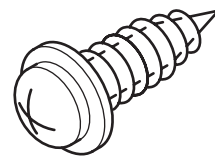
X 1

C




X 2

D



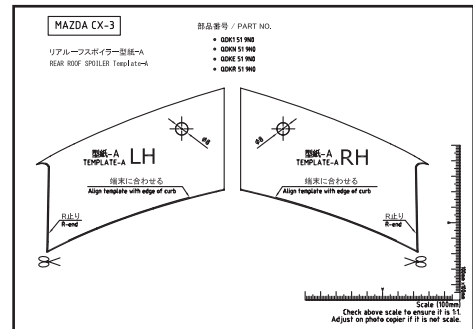
X 4

E



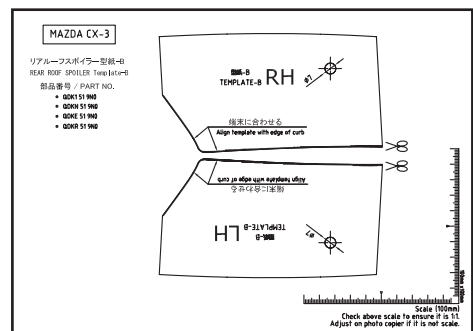
X 1

F



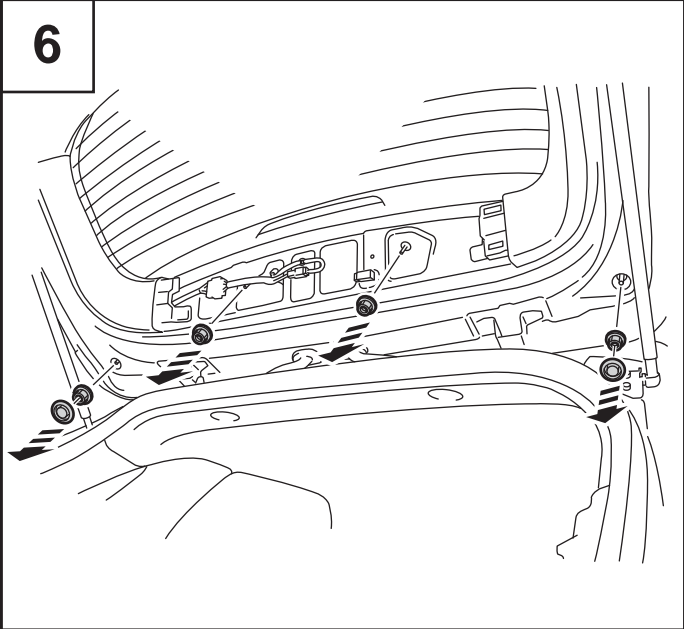
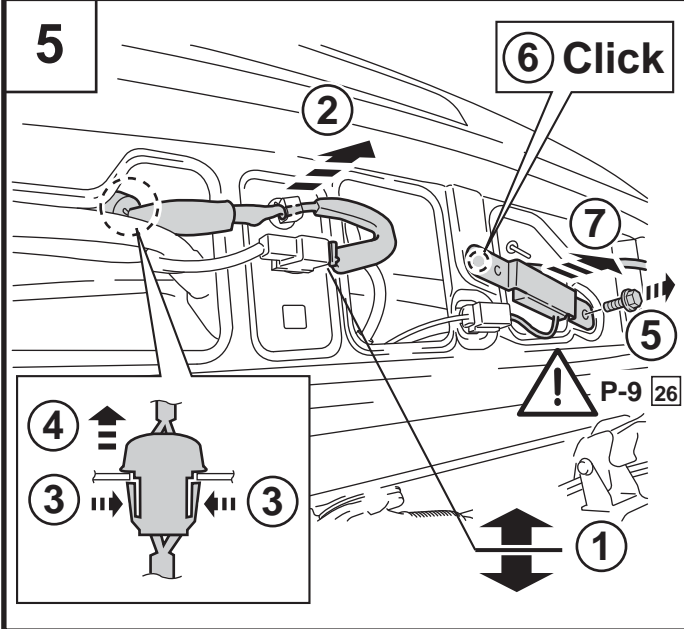
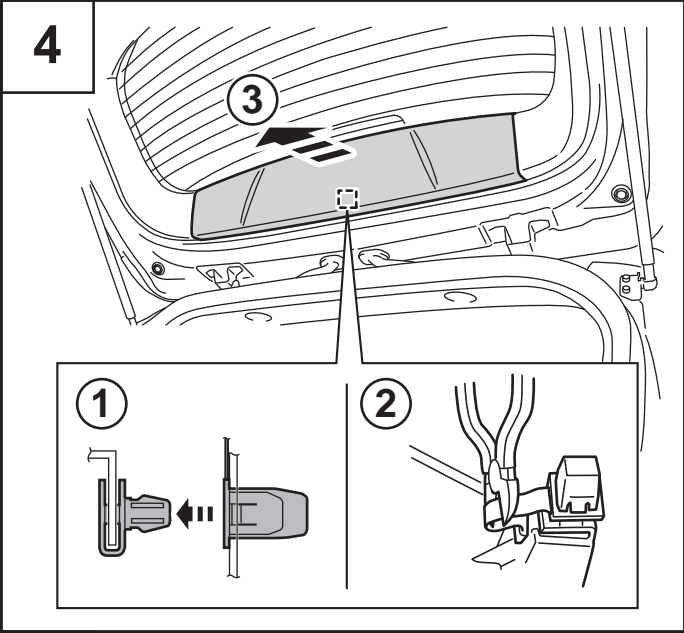
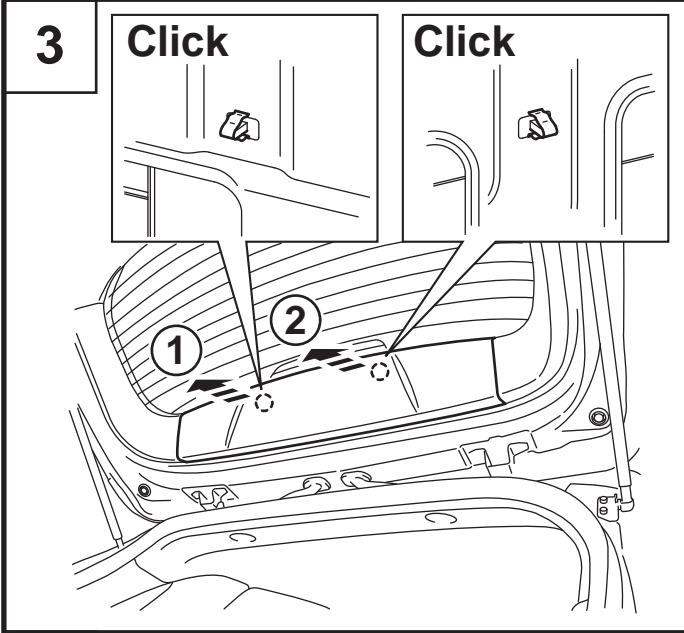
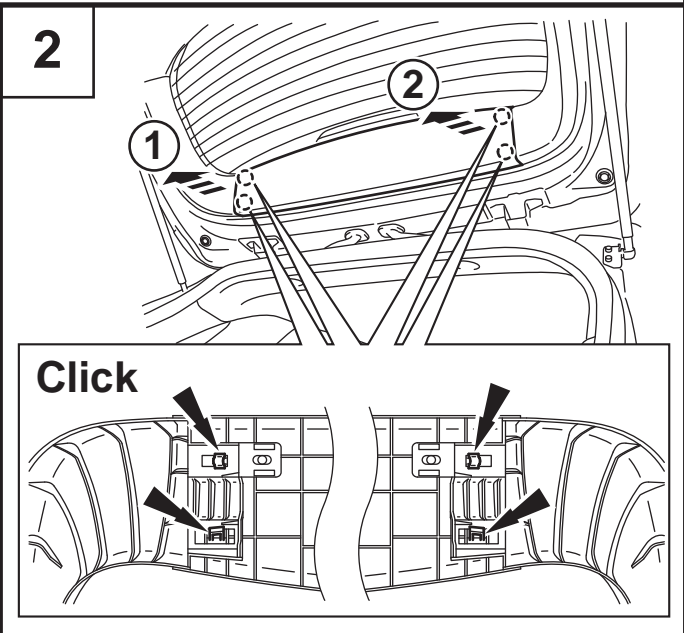
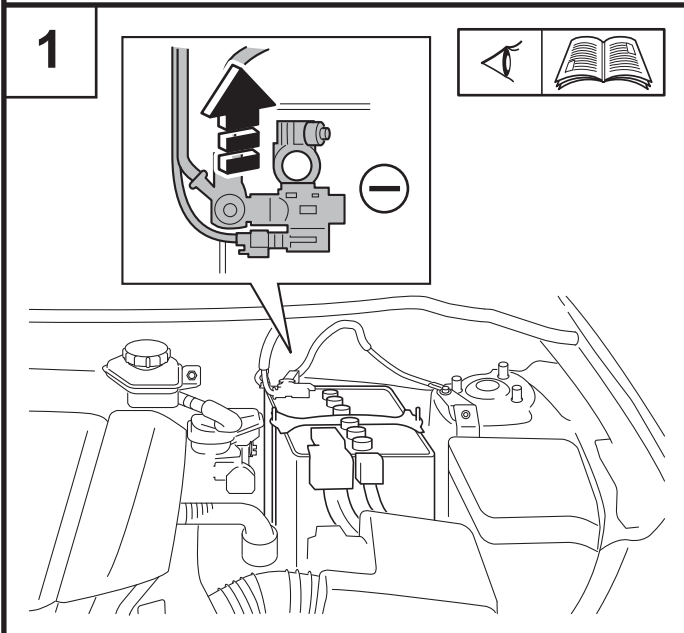
F-1 (Template-A)

X 1

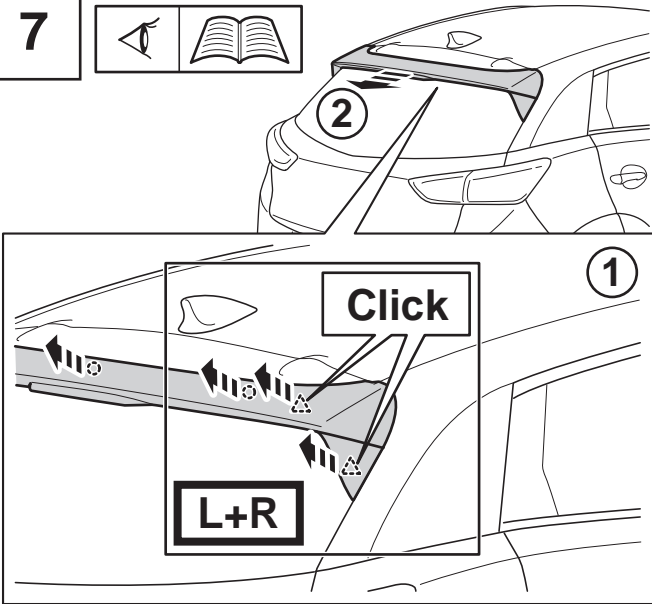


F-2 (Template-B)

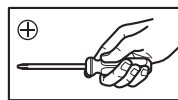
X 1



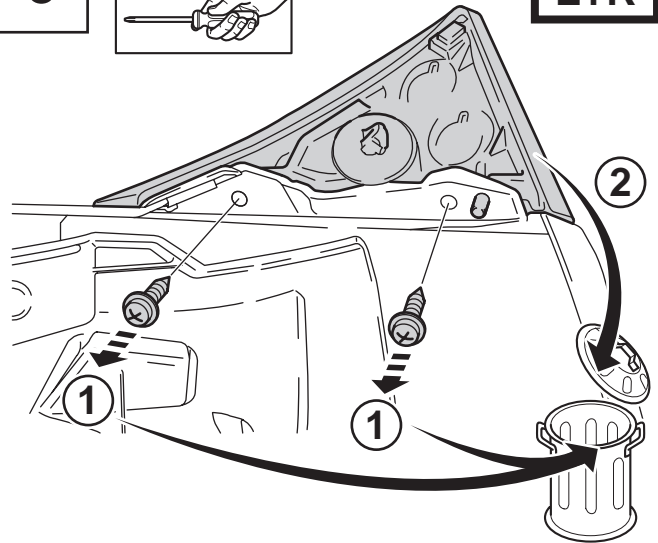
7



8



L+R



9

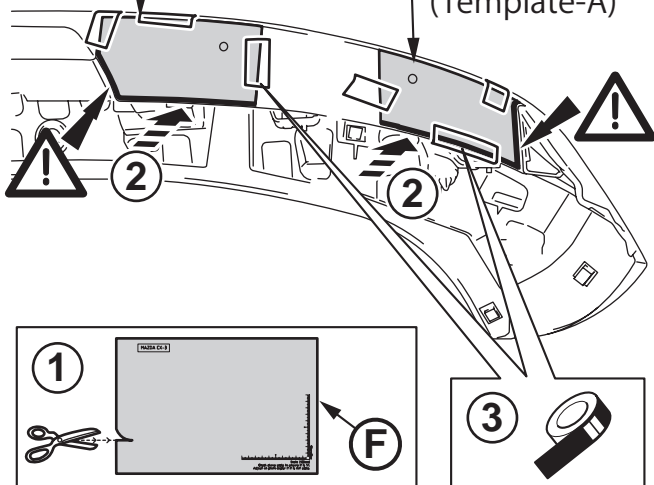
F-2

(Template-B)

F-1

(Template-A)

L+R



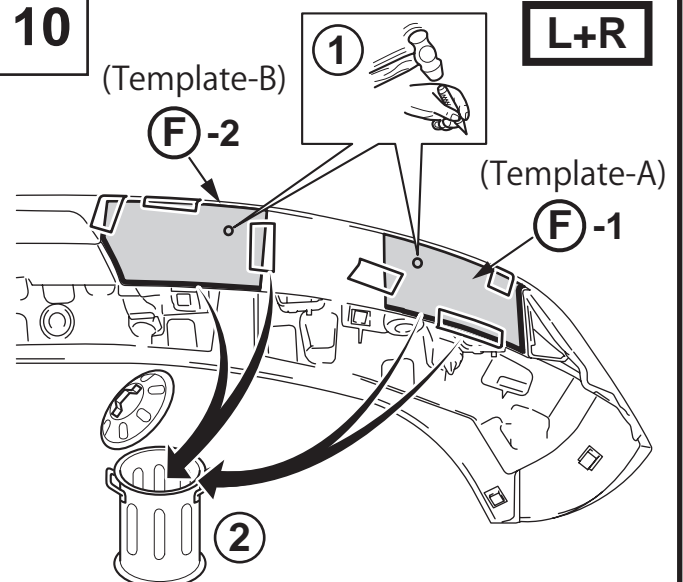
10

(Template-B)

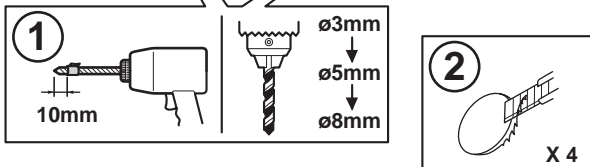

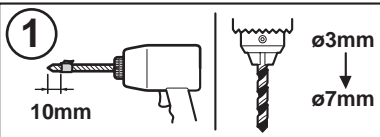
F-2

(Template-A)

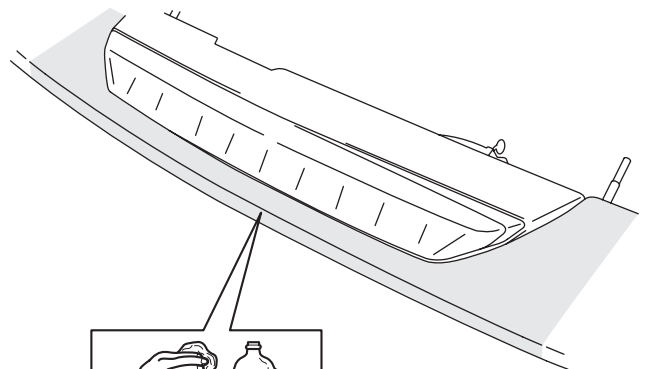
L+R



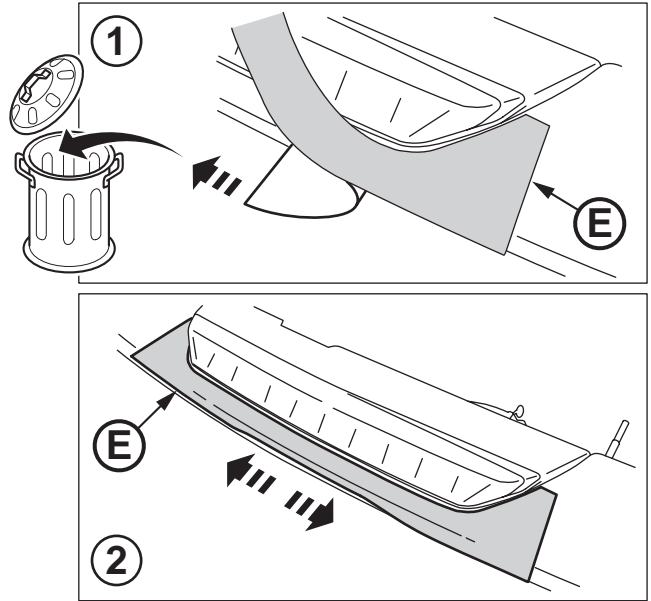
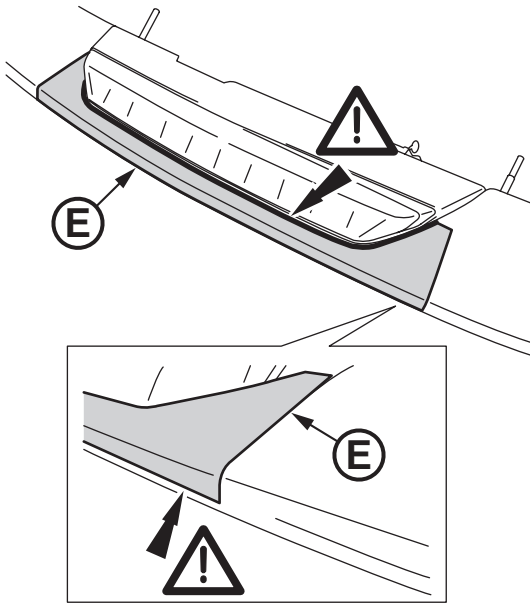
11



12

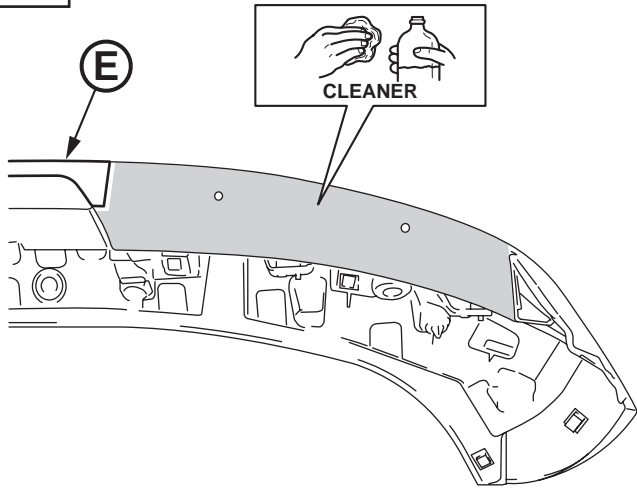


13



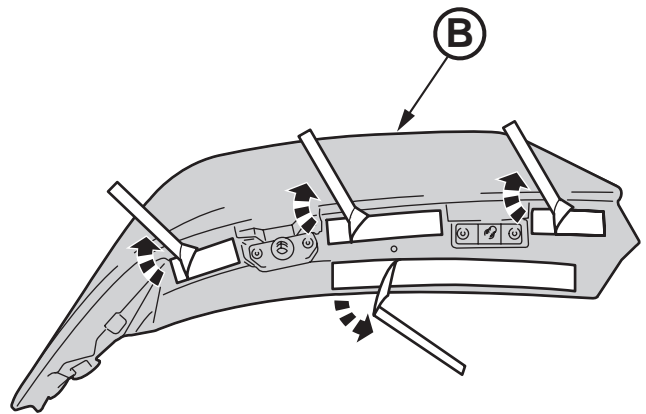
14

L+R

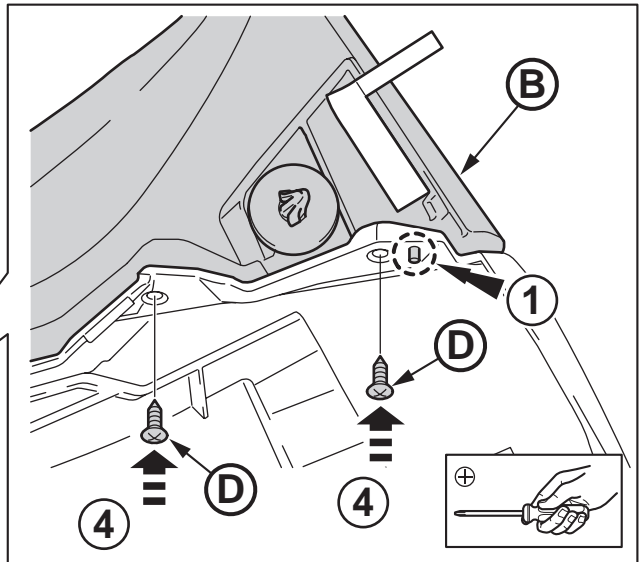
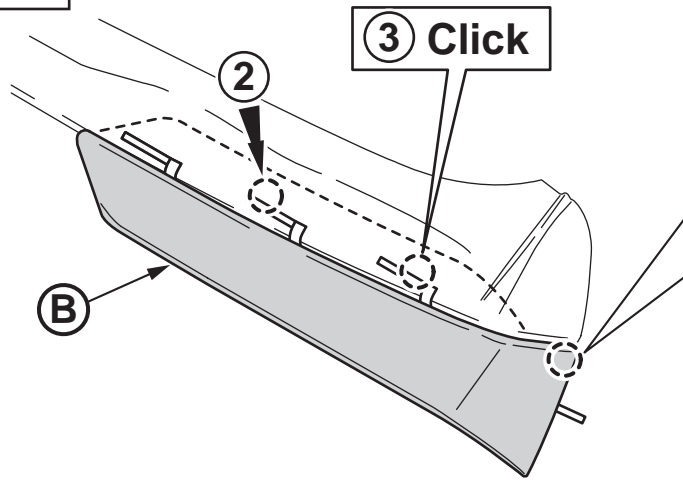


15

L+R

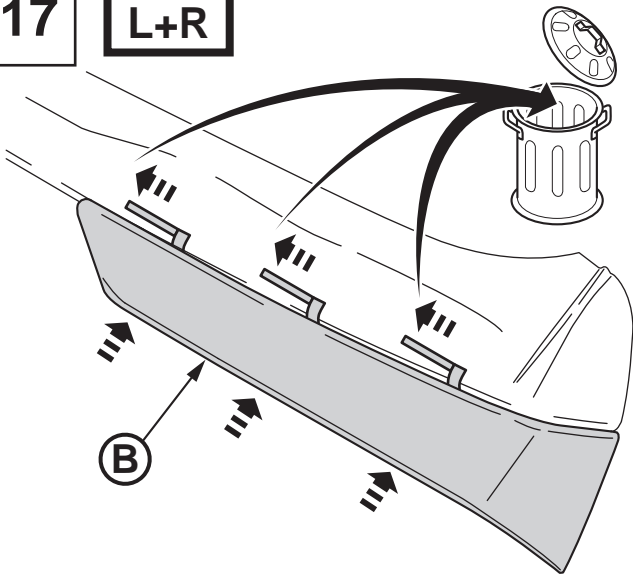


16



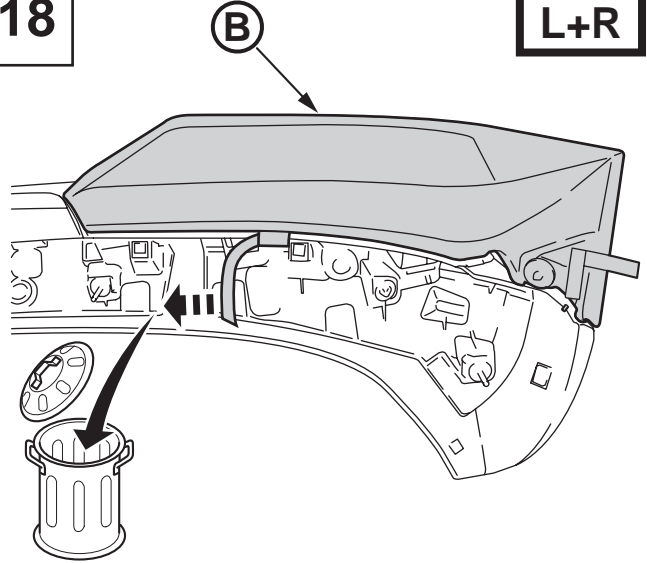
17

L+R



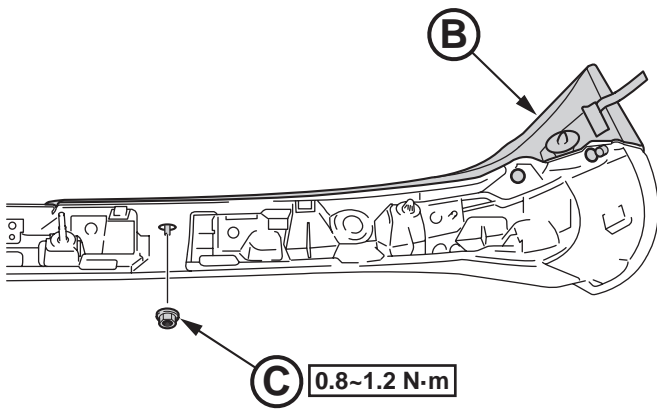
18

L+R



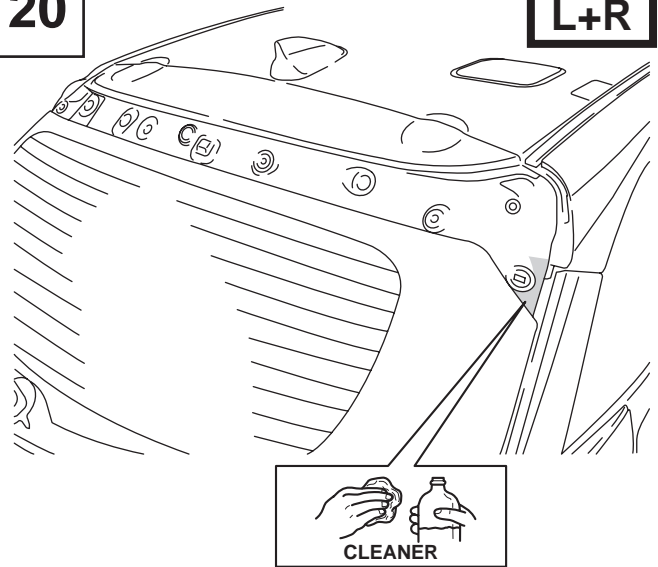
19

L+R



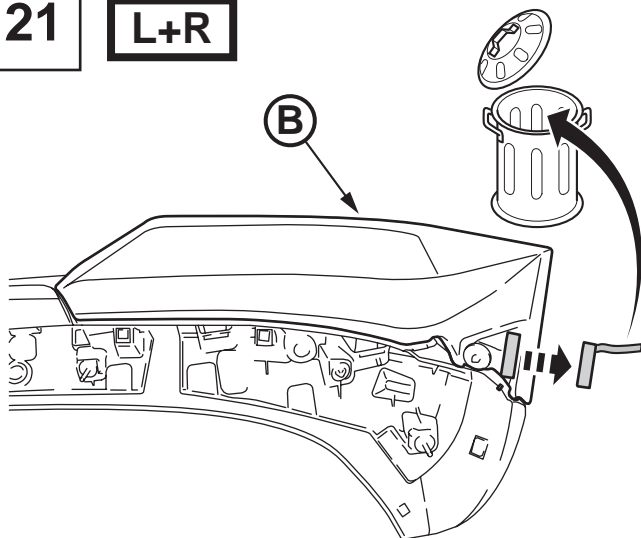
20

L+R

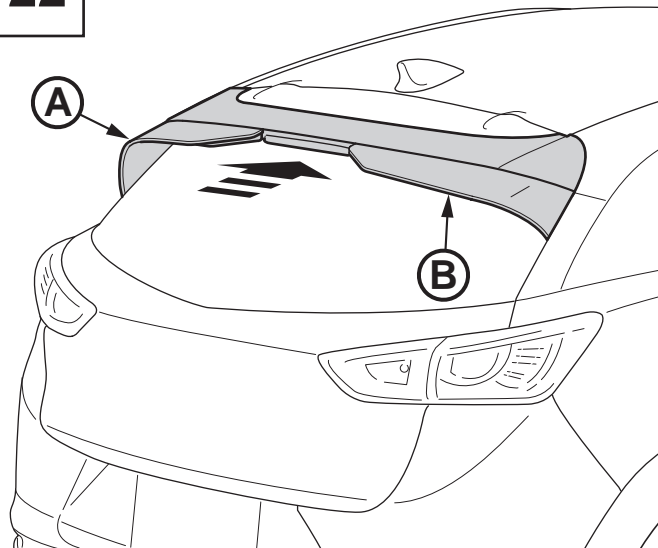


21

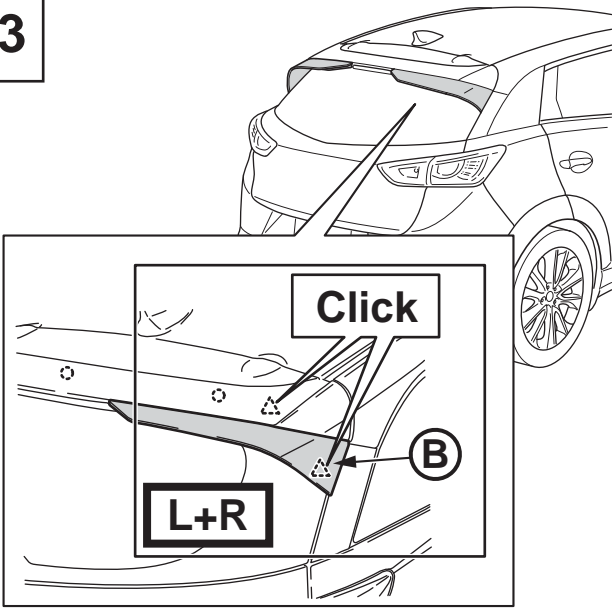
L+R



22

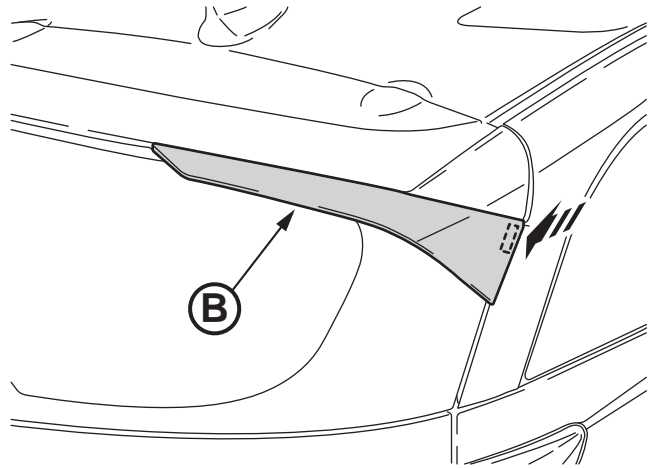


23



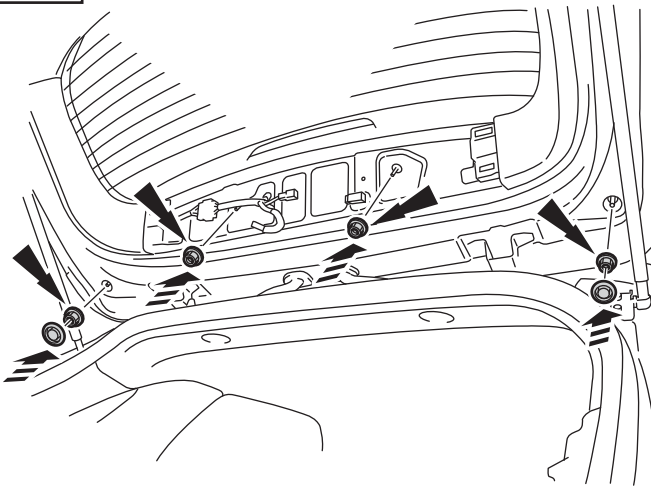
24

L+R



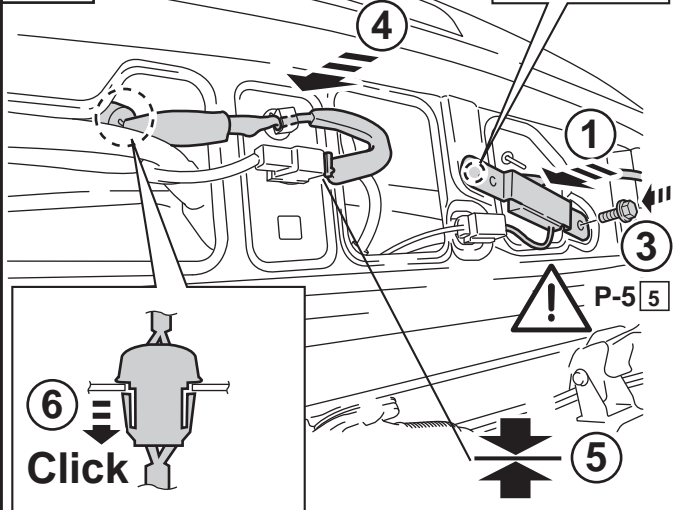
25

7.8~9.8 N·m x4

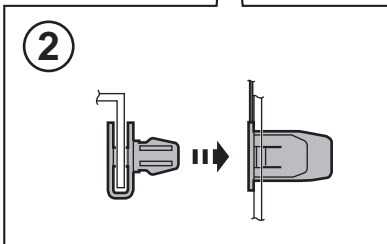
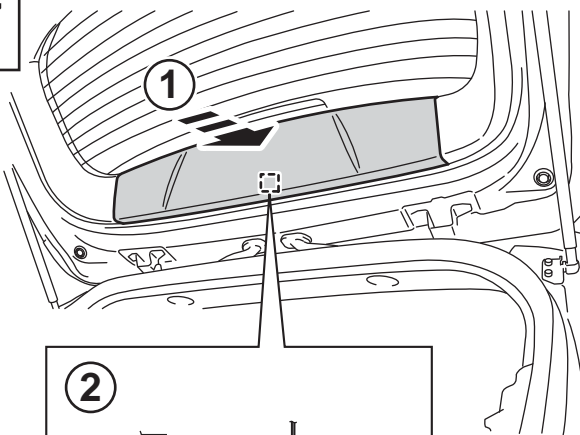


26

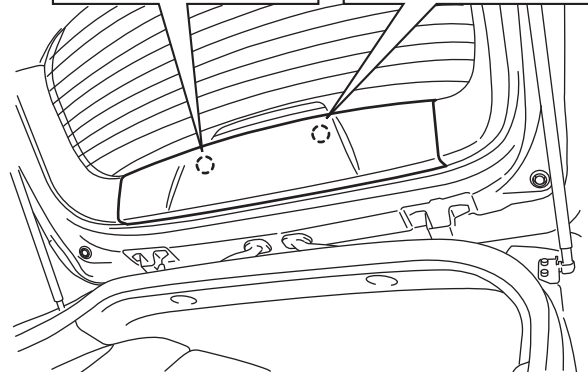
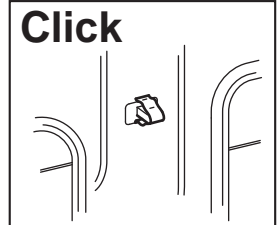
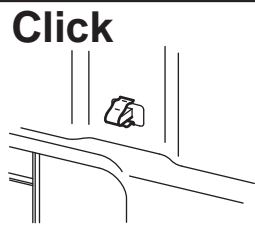
2 Click




27



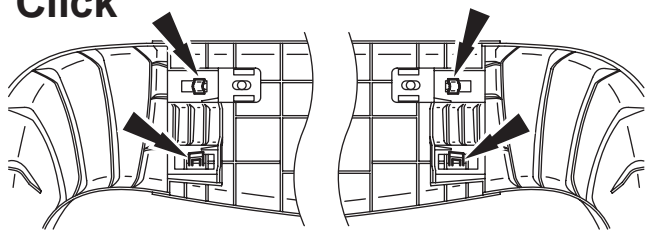
28



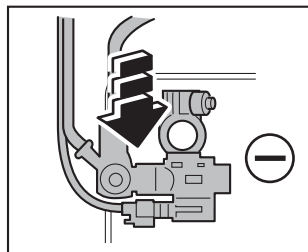
29



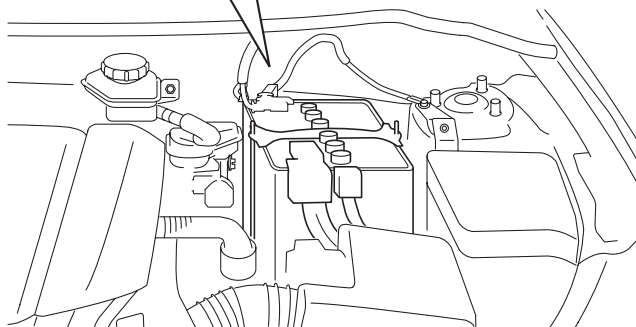
Click



30



4.0~6.0 N·m



31

