


MAZDA

GB REAR UNDER SKIRT Installation Instructions	N SPOILER FOR STØTFANGER BAK NEDE Monteringsveiledning
D HECKSCHÜRZE Einbauanleitung	S BAKRE STÖTFANGARSPOILER, NERTILL Monteringsanvisning
E FALDON DE PARACHOQUES TRASERO INFERIOR Instrucciones de Montaje	SF HELMA SIVULISTAT TAKANA ALHAALLA Asennusohje
F TABLIER DU PARE-CHOCS ARRIÈRE INFÉRIEUR Instructions de Montage	CZ ZÁSTĚRA ZADNIHO NÁRAZNIKU, DOLNÍ Návod k Montáži
I GREMBIULE PARAURTI POSTERIORE IN BASSO Istruzioni di Montaggio	H HÁTSÓ ALSÓ LÖKHÁRÍTÓ-DISZÍTŐLÉC Beszerelési Utasítás
P AEROFÓLIO SOB O PARA-CHOQUES TRASEIRO Instruções de Montagem	PL FARTUCH TYLNY DOLNY Instrukcja Instalowania
NL BUMPERSKIRT ACHTER Inbouw-Instructie	GR ΠΟΔΙΑ ΠΡΟΦΥΛΑΚΤΗΡΑ ΠΙΣΩ ΚΑΤΩ Οδηγίες Τοποθέτησης
DK SKØRT TIL STØDSTANG BAGTIL FORNEDEN Monteringsveiledning	RU ЗАДНЯЯ НИЖНЯЯ КРОМКА Инструкции по установке



**MAZDA 3 BM
(HATCHBACK)**

Part No: **QBMU 50 360**

Date: 24-9-2013

© Copyrights MAZDA / MAZDA ACE

Sheet 1 of 8

Expert Fitment Required
Montage durch Fachwerkstatt erforderlich
Montaje sólo por el concesionario
Montage par spécialiste nécessaire
E' necessario in officina specializzata
Especialista em montagem requerido
Montage door vakman nodig
Montage ved professionelt værksted påkrævet
Nødvendig med montering fra fagvejværksted
Verkstadsmontage erfordras
Asennus tarpeen merkkikorjaamossa
Montáž ve specializované dílně nutná
A szereléshez szakműhely kell
Konieczny montaż przez warsztat specjalistyczny
Να τοποθετεί από συνεργείο
Необходима подгонка специалистом



L+R

- (GB) Position arrow
- (D) Positionspfeil
- (E) Flecha de posición
- (F) Flèche de position
- (I) Freccia di posizione
- (P) Flexa de posição
- (NL) Lokatie/Positie pijl
- (DK) Lokaliseringspil
- (N) Posisjonspil
- (S) Positionpil
- (SF) Paikannusnuoli
- (CZ) Šipka na pozici
- (H) Helyzetjelző nyíl
- (PL) Strzałka położenia
- (GR) Βέλος θέσης
- (RU) Стрелка расположения

- (GB) Movement arrow
- (D) Bewegungspfeil
- (E) Flecha de movimiento
- (F) Flèche de mouvement
- (I) Freccia di movimento
- (P) Flexa de movimento
- (NL) Richtingspijl
- (DK) Bevægelsespil
- (N) Bevegelsespil
- (S) Rörelsepil
- (SF) Liikesuuntanuoli
- (CZ) Šipka pohybu
- (H) Mozgásirányjelző nyíl
- (PL) Strzałka kierunku ruchu
- (GR) Βέλος κίνησης
- (RU) Стрелка движения

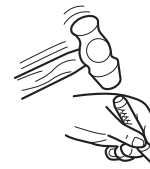
- (GB) Same procedure for the left and right side
- (D) Gleicher einbau für linke und rechte seite
- (E) Mismo procedimiento para lado izquierdo y derecho
- (F) Procédure identique pour les côtés gauche et droit
- (I) Stessa procedura valida per il lato destro e sinistro
- (P) Mesmo procedimento para o lado esquerdo e direito
- (NL) Dezelfde procedure voor de linker en rechter zijde
- (DK) Samme fremgangsmåde for venstre og højre side
- (N) Samme prosedyre for venstre og høyre side
- (S) Samma åtgärd för vänster och höger sida
- (SF) Samat toimenpiteet vasemmalle ja oikealle puolelle
- (CZ) Postup je stejný pro levou i pravou stranu
- (H) Az eljárás azonos a bal és a jobboldalon
- (PL) Te same czynności należy wykonać po lewej i prawej stronie
- (GR) Ίδια διαδικασία για την αριστερή και τη δεξιά πλευρά
- (RU) Одинаковая последовательность действий как для левой, так и для правой стороны



- (GB) Tape up
- (D) Mit Klebeband befestigen
- (E) Fijar con cinta adhesiva
- (F) Fixer avec ruban adhésif
- (I) Fissare con nastro adesivo
- (P) Sujeitar com fita adesiva
- (NL) Vastzetten met tape
- (DK) Fastgøres med tape
- (N) Fest fast med klebeband
- (S) Fästet med tejp
- (SF) Kiinnytys teipillä
- (CZ) Upevnit lepicí páskou
- (H) Rögzítse ragasztószalaggal
- (PL) Umocować taśmą samoprzylepną
- (GR) Στερέωση με κολλητική ταινία
- (RU) Закрепите клейкой лентой

- (GB) Wipe clean
- (D) Reinigen
- (E) Limpiar
- (F) Nettoyer
- (I) Ripulire
- (P) Limpiar
- (NL) Zuiver maken
- (DK) Aftørring
- (N) Rengjøring
- (S) Rengör
- (SF) Puhdista
- (CZ) Očistit
- (H) Tisztítsa meg
- (PL) Oczyszczyć
- (GR) Καθάρισμα
- (RU) Протрите дочиста

- (GB) Throw away
- (D) Entsorgen
- (E) Tratamiento de residuos
- (F) Rebuter
- (I) Smaltire
- (P) Eliminar
- (NL) Weggoeien
- (DK) Affald
- (N) Avskaffe
- (S) Ta hand om avfallet
- (SF) Hävittää
- (CZ) Vyhodit
- (H) Távolítsa el
- (PL) Usunąć jako odpad
- (GR) Απόσυρση
- (RU) Выбросите



- (GB) See text
- (D) Siehe Text
- (E) Véase texto
- (F) Voir text
- (I) Vedi testo
- (P) Cf. o texto
- (NL) Zie tekst
- (DK) Se teksten
- (N) Se tekst
- (S) Se text
- (SF) Katso teksti
- (CZ) Viz text
- (H) Lásd a szövegben
- (PL) Patrz tekst
- (GR) Βλέπε κείμενο
- (RU) См. текст

- (GB) Temporarily tightening
- (D) Provisorisch festziehen
- (E) Apretar temporariamente
- (F) Serrage provisoire
- (I) Per stringere temporaneamente
- (P) Apertar temporariamente
- (NL) Provisorisch vastdraaien
- (DK) Midlertidig stramning
- (N) Midlertidig stramning
- (S) Tillfällig fastdragnig
- (SF) Tilapäinen kiristys
- (CZ) Přečodné utažení
- (H) Ideiglenes meghúzás
- (PL) Dokręcenie tymczasowe
- (GR) Προσωρινό βίδωμα
- (RU) Временное затягивание

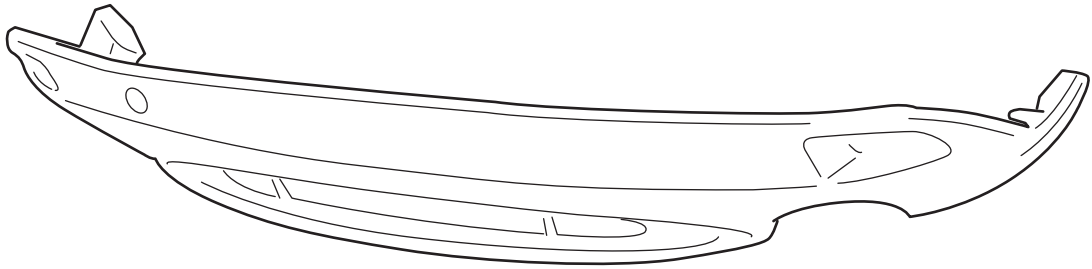
- (GB) Use cenyre punch
- (D) Körnen
- (E) Marcar destornillador
- (F) Marquer au pointeau
- (I) Bulinare
- (P) Marcar con punção de
- (NL) Marcar
- (DK) Centerpønsen
- (N) Ørnmærkning med kørner
- (S) Korning
- (SF) Märkning med körnslag
- (CZ) Merkitse puikolla
- (H) Dűlkovat
- (PL) Kipontozni punktowac
- (GR) Ποντάρισμα
- (RU) Используйте кернер



- (GB) Use drill
- (D) Bohrer verwenden
- (E) Utilizar broca
- (F) Utiliser une mèche
- (I) Utilizzare trapano
- (P) Utilizar a perforadora
- (NL) Boordiameter
- (DK) Bor anvendes
- (N) Bruk diameter
- (S) Använd borr
- (SF) Käytä poraa
- (CZ) Použít vrták
- (H) Használjon fúrot
- (PL) Stosować wiertarkę
- (GR) Χρησιμοποιείτε τρυπάνι
- (RU) Используйте дрель

- (GB) Warning
- (D) Achtung
- (E) Atención
- (F) Attention
- (I) Attenzione
- (P) Atenção
- (NL) Let op
- (DK) Bemærk
- (N) Pass på
- (S) Varning
- (SF) Huomio
- (CZ) Pozor
- (H) Figyelem
- (PL) Uwaga
- (GR) Προσχή
- (RU) Осторожно

A




DESCRIPTION

QBM2 50 360
>PP-(S27+T20)<

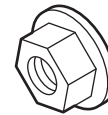
X 1

B



X 4

C



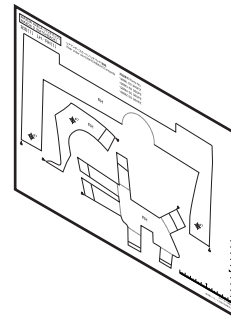
X 2

D



X 1

E



X 1



Separate Purchase

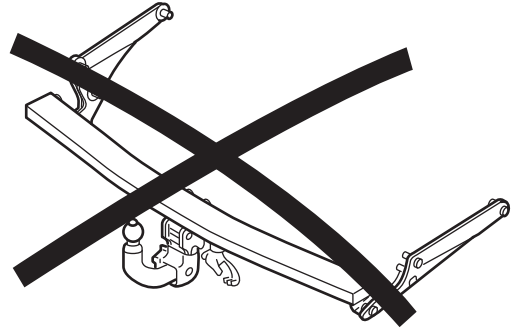
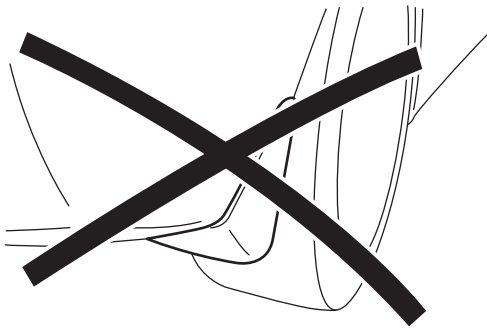
F

C830-V3-149

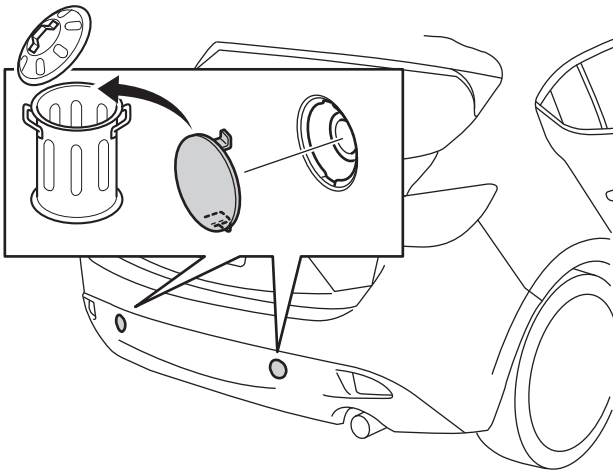


X 1

- This product cannot be installed at the same time as the following products:
 - Rear mud flap
 - Tow bar detachable

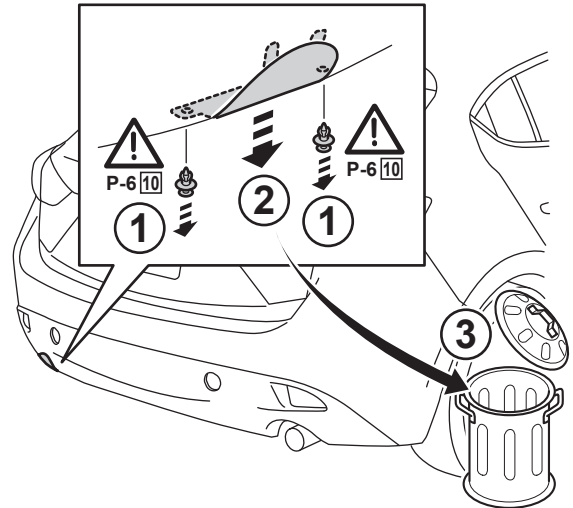


1



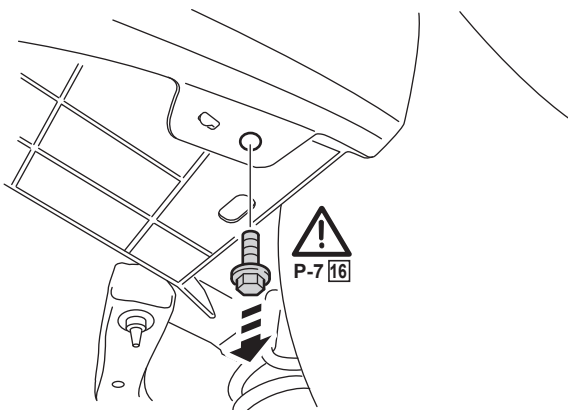
2

(Single exhaust model)



3

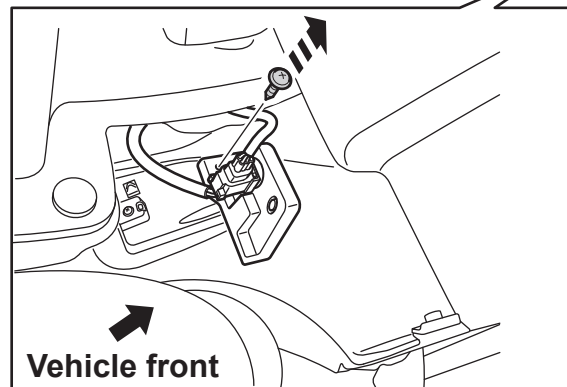
L+R



Vehicle front

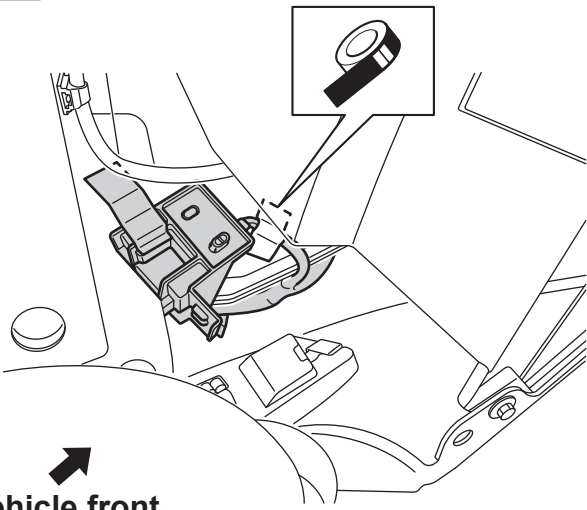
4

(With Parking Sensor)



Vehicle front

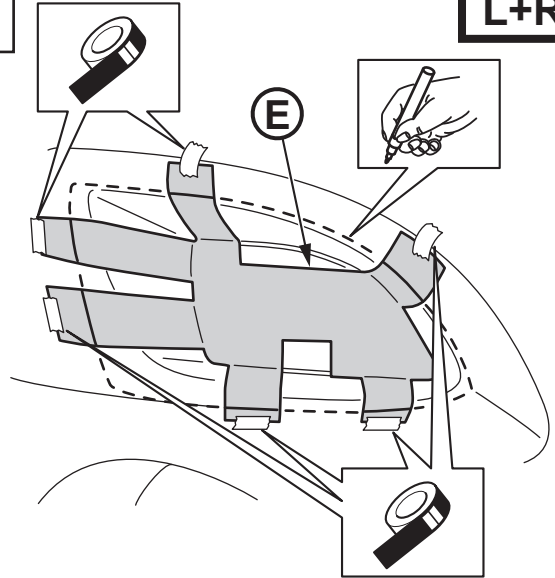
5 (With Parking Sensor)



Vehicle front

6

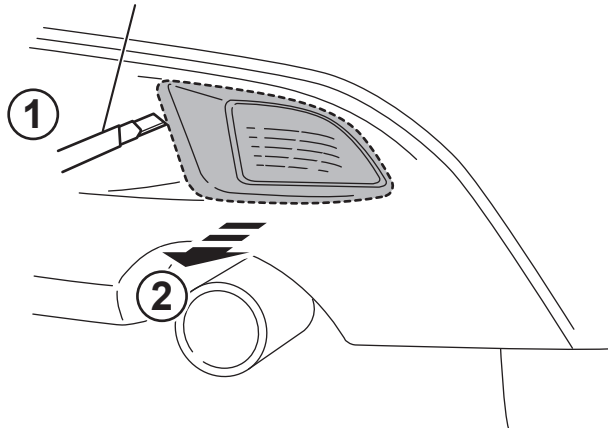
L+R



7

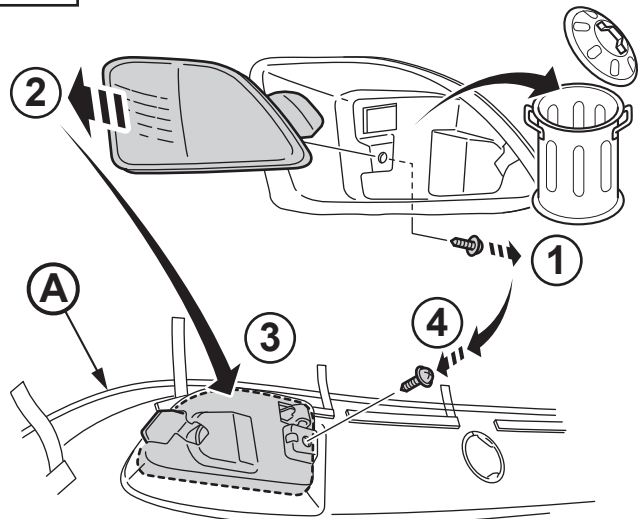
L+R

Ultrasonic Cutter

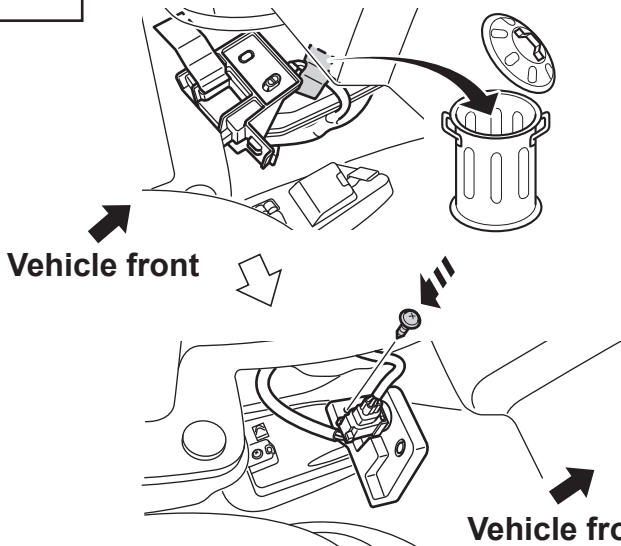


8

L+R



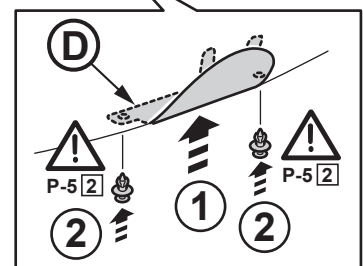

9 (With Parking Sensor)




Vehicle front

Vehicle front

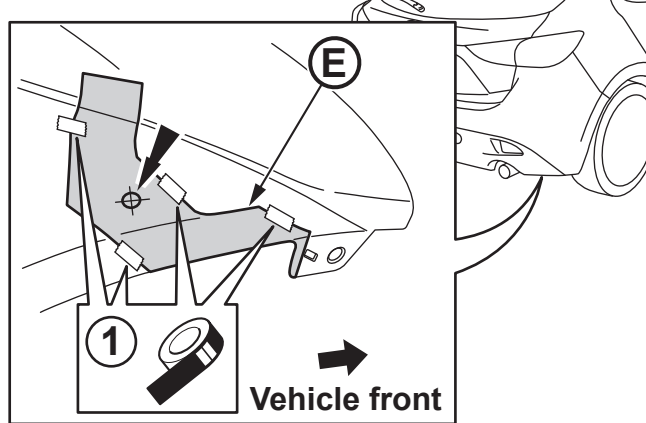
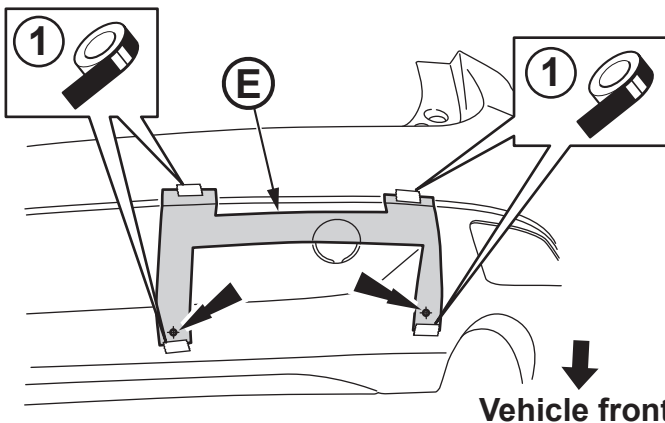
10 (Single Exhaust Model)



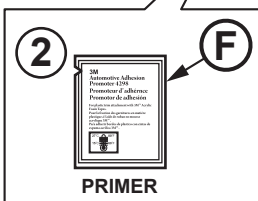
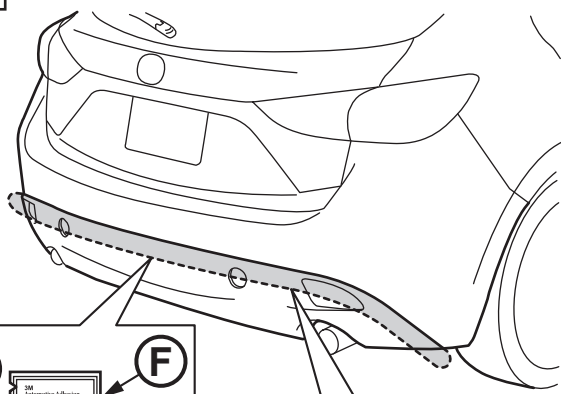
11



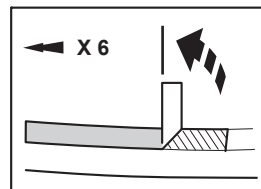
L+R



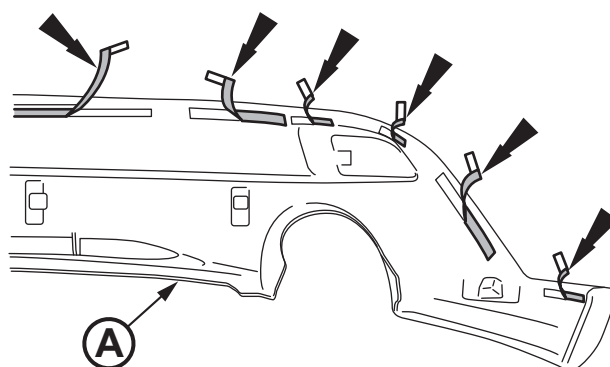
12



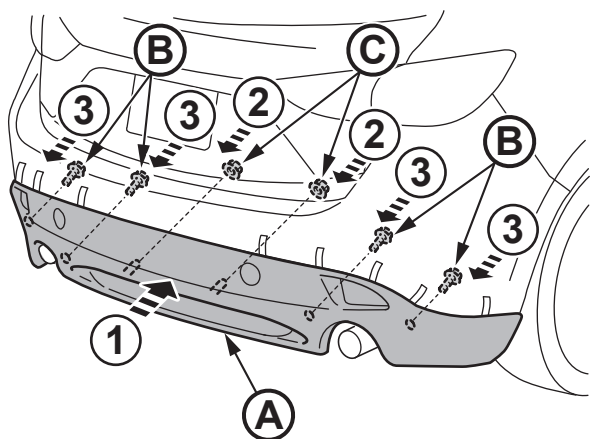
13



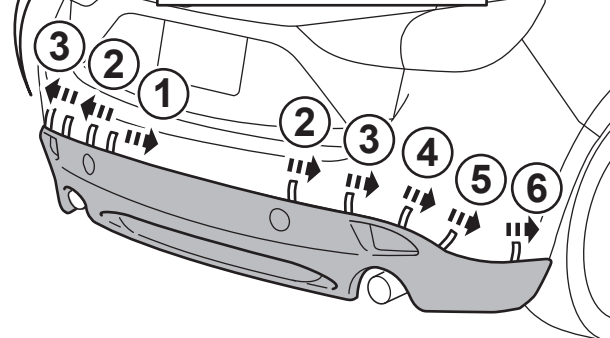

L+R



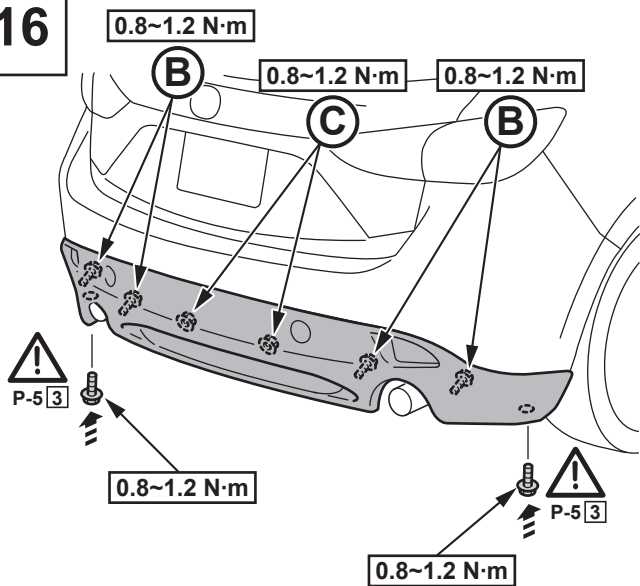
14



15



16



17

