GB	**ENTRY PROTECTION FOIL** Installation Instruction
D	**EINSTIEGSLEISTENSCHUTZFOLIE** Einbauanleitung
E	**SIDE PELÍCULA DE PROTECCIÓN ALFÉIZAR** Instrucciones de montaje
F	**CÔTÉ FILM DE PROTECTION DE SEUIL** Instructions de montage
I	**SIDE PELLICOLA DI PROTEZIONE DAVANZALE** Istruzioni di montaggio
P	**PELÍCULA DE PROTEÇÃO SOLEIRA SIDE** Instruções de montagem
NL	**DORPELVERBREDERS BESCHERMFOLIE** Inbouw-instructie
DK	**VENTILATIONSGITTER BESKYTTELSE FILM** Monteringsvejledning
N	**VRIDERE FILM** Monteringsveiledning
S	**SIDO SILL SKYDDSFILM** Monteringsanvisning
SF	**SIVUHELMAVERHOUKSET SUOJAKALVO** Asennusohje
CZ	**BOČNÍ PRÁH OCHRANNÁ FÓLIE** Návod k montáži
H	**OLDALSÓ PÁRKÁNY FILM** Beszerelési utasítás
PL	**FOLIA OCHRONNA BOCZNA PARAPET** Instrukcja zabudowy
GR	**ΠΛΕΥΡΑ ΤΗΣ ΜΕΜΒΡΑΝΗΣ ΠΕΡΒΑΖΙ ΠΡΟΣΤΑΣΙΑ** Οδηγίες τοποθέτησης
RUS	**СТОРОНА ФИЛЬМ ПОДОКОННИК ЗАЩИТА** инструкция по установке
SVK	**VSTUPNÁ OCHRANNÁ FÓLIA** Návod na inštaláciu

【SDN】

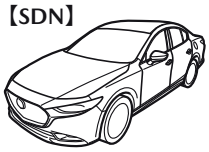

【5HB】

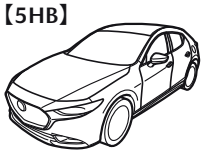

MAZDA 3	BP

MAZDA CX-30	DM



MAZDA CX-60	KH01

MAZDA 2 HYBRID	ZV



MAZDA CX-80	KL01

Part Number:

BDEN-V1-360	MAZDA 3 (5HB)
BDEL-V1-360	MAZDA 3 (SDN)
DFR5-V1-360	MAZDA CX-30
KR9P-V1-360	MAZDA CX-60
ZR74-V1-360	MAZDA 2 HYBRID
KJH3-V1-360	MAZDA CX-80

Date: 10-10-2023

© Copyright MAZDA

Expert Fitment Required
Montage durch Fachwerkstatt erforderlich
Montaje sólo por el concesionario
Montage par spécialiste nécessaire
E' necessario in officina specializzata
Especialista em montage requerido
Montage door vakman nodig
Montage ved professionelt værksted påkrævet
Nødvendig med montering fra fagvegverksted
Verkstadsmontage erfordras
Asennus tarpeen merkkikorjaamossa
Montáž ve specializované dílně nutná
A szereléshez szakműhely kell
Konieczny montaż przez warsztat specjalistyczny
Να τοποθεί απο συνεργείο
Необходима установка специалистами
Vyžaduje sa odborné vybavenie

GB Location/Position Arrow
D Positionspfeil
E Flecha de posición
F Flèche de Position
I Freccia di posizione
P Flexa de posição
NL Lokatie/Positie pijl
DK Lokaliseringspil
N Posisjonspil
S Positionpil
SF Paikannusnuoli
CZ Šipka na pozici
H Helyzetjelző nyíl
PL Strzałka położenia
GR Βέλος θέσης
RUS Позиция
SVK Šípka polohy



GB Movement Arrow
D Bewegungspfeil
E Flecha de moviemiento
F Flèche indiquant sens du vouvement
I Freccia di movimentov
P Flexa de movimento
NL Richtingspijl
DK Bevægelsespil
N Bevegelsespil
S Rörelsepil
SF Liikesuuntanuoli
CZ Šipka pohybu
H Mozgásirányjelző nyíl
PL Strzałka kierunku ruchu
GR Βέλος κίνησης
RUS Стрелка по направлению
SVK Šípka pohybu

GB Look/See
D Siehe
E Ver
F Voir
I Vedere
P Cf.
NL Kijken naar
DK Se
N Se
S Se
F Katso
CZ Viz
H Lásd
PL Patrz
GR Βλέπω
RUS Смотри
SVK Pozerať

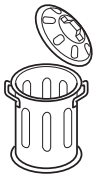

GB Throw away
D Entsorgen
E Tratamiento de residuos
F Jeter aux déchets
I Smaltire
P Eliminar
NL Weggooien
DK Affald
N Avskaffe
S Ta hand om avfallet
SF Hävittää
CZ Vyhodit
H Távolítsa el
PL Usunàç jako odpad
GR Απόσυρση
RUS Выбросите
SVK Zahodit'

GB Warning
D Achtung
E Atención
F Attention
I Attenzione
P Atenção
NL Let op
DK Bemærk
N Pass på
S Varning
SF Huomio
CZ Pozor
H Figyelem
PL Uwaga
GR Προσχή
RUS Осторожно
SVK Výstraha

GB See Workshop Manual
D Siehe Werkstatthandbuch
E Ver manual de taller
F Voir Manuel d'atelier
I Vedere manuale officina
P Cf. o manual da oficina
NL Zie werkplaatshandboek
DK Se værkstedshåndbog
N Se verkstedshånboka
S Se verkstadshandboken
F Katso korjaamon käsikirjasta
CZ Viz dílenskou příručku
H Lásd a Műhely-kézikönyvben
PL Patrz podręcznik warsztatowy
GR λέπε Εγχειρίδιο Συνεργείου
RUS Смотри руководство для мастерской
SVK Pozrite si dielenskú príručku

GB Degrease
D Entfetten
E Desengrasar
F Dégraisser
I Sgrassare
P Desengordurar
NL Ontvetten
DK Fjerne fedt
N To bort fettet
S Avfettning
SF Rasvanpoisto
CZ Odmastit
H Zsírtalanétás
PL Odtłuścić
GR Απολίοπανση
RUS Обезжирьте
SVK Odmastite

GB Mirror image
D Spiegelbild
E Imagen simétrica
F Image de miroir
I Immagine dello specchio
P Imagem do espelho
NL Mirror beeld
DK Spejlbillde
N Speilbilde
S Spegelbild
SF Peilikuva
CZ Věrný obraz
H Tükürkép
PL Odbicie lustrzane
GR εικ νακαθρεφτών
RUS Зеркальное отражение
SVK Zrkadlový obraz

MAZDA 3	BP	BDEN-V1-360 (5HB) BDEL-V1-360 (SDN)
MAZDA CX-30	DM	DFR5-V1-360
MAZDA CX-60	KH01	KR9P-V1-360
MAZDA 2 HYBRID	ZV	ZR74-V1-360
MAZDA CX-80	KL01	KJH3-V1-360

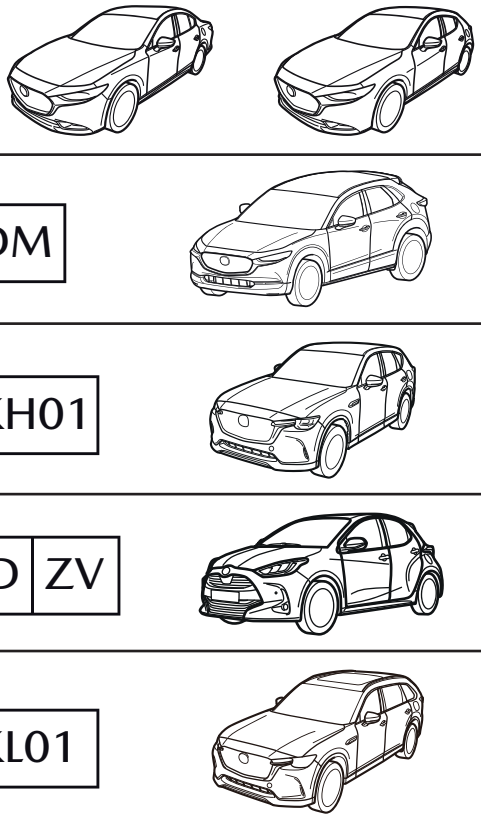

Spare Part: 4100-77-005

A

1x

B

1x

C

1x

D

1x

E

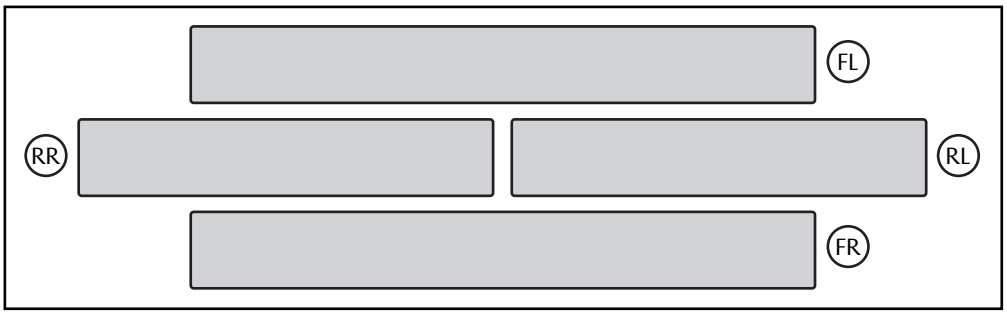

1x

Tools & Consumables



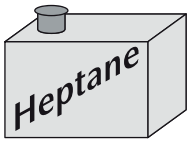



Sprayer

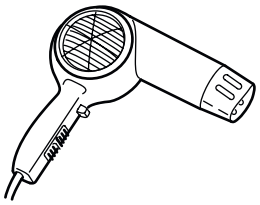

Info

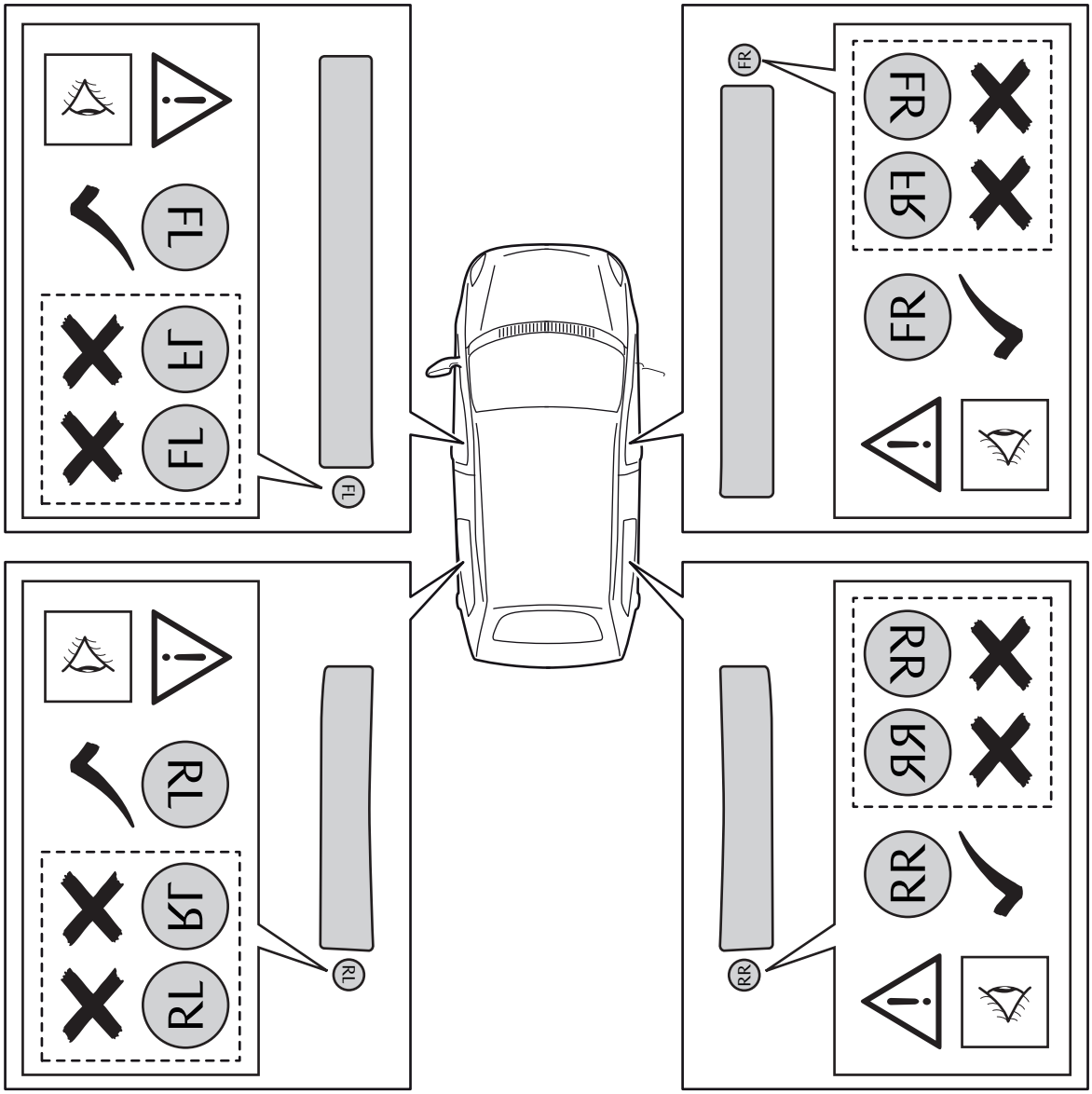

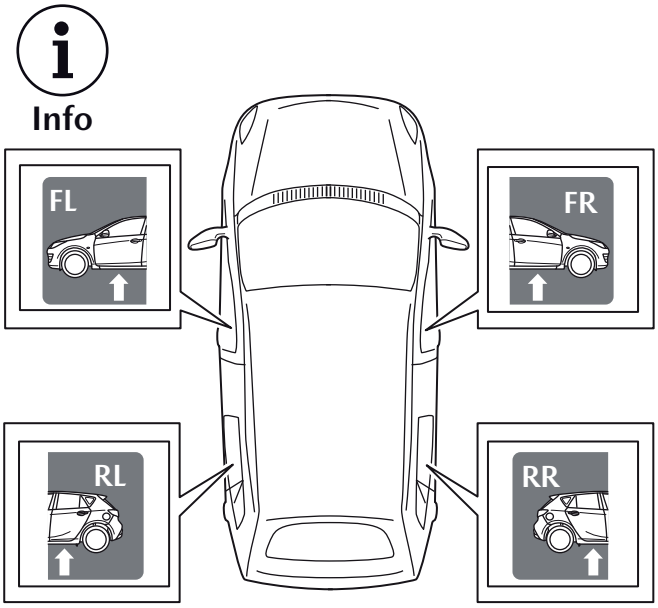

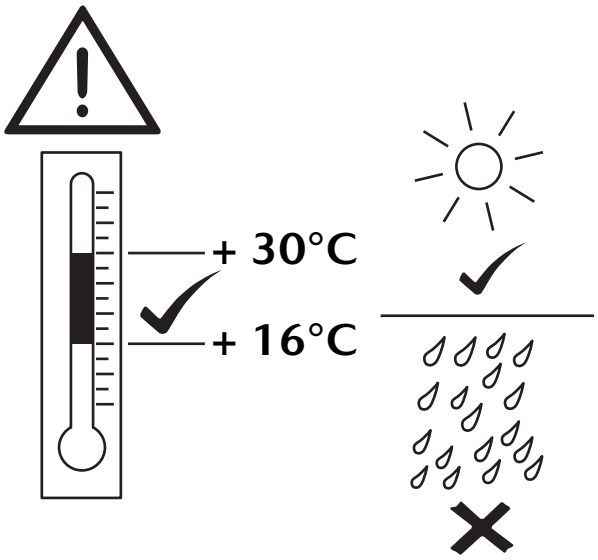

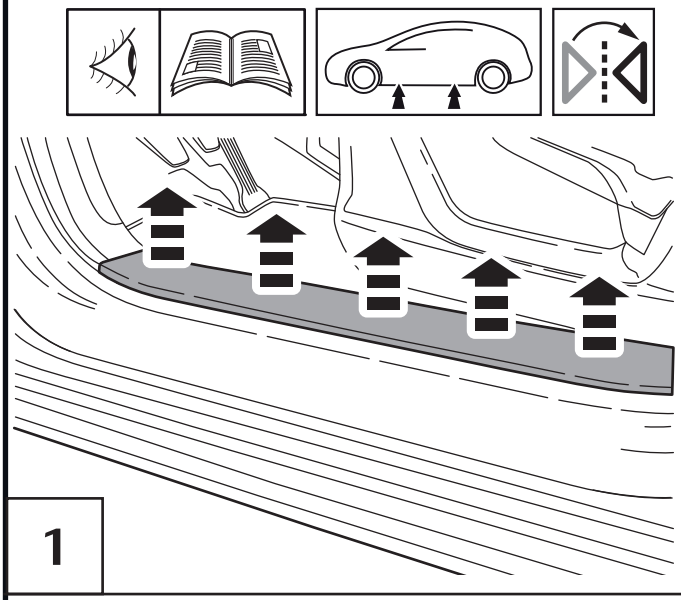

1

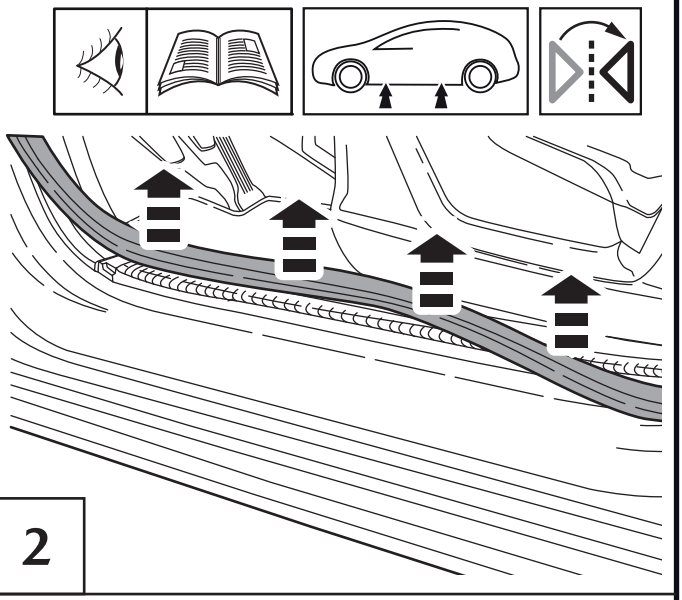

2

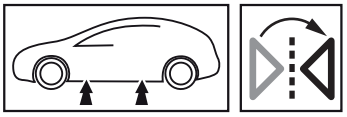



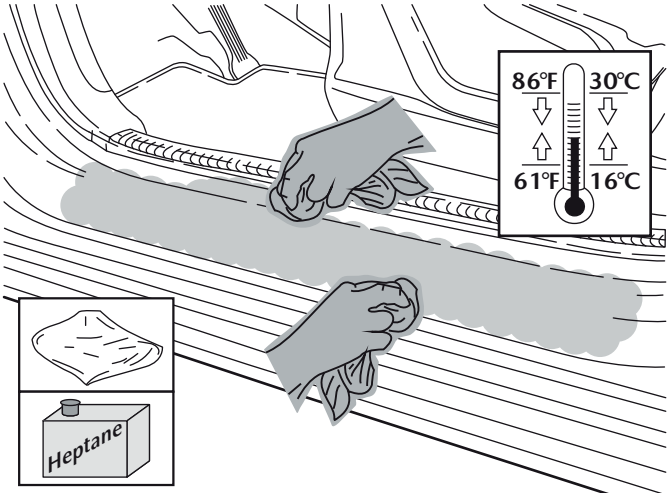

3

4x

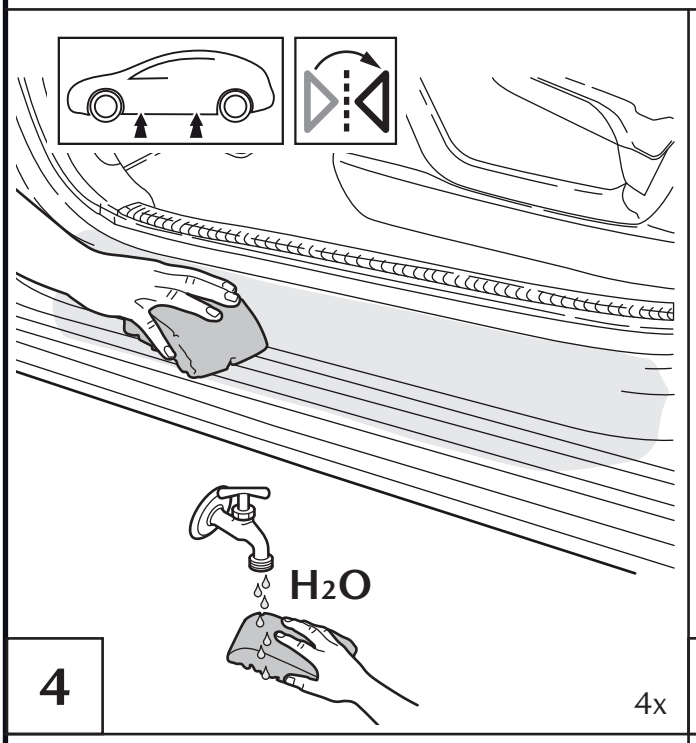

4

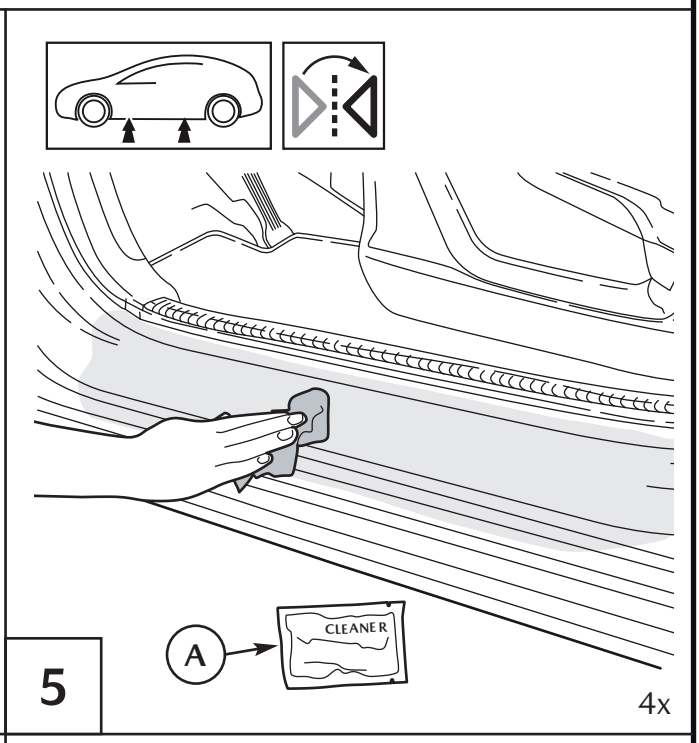

5

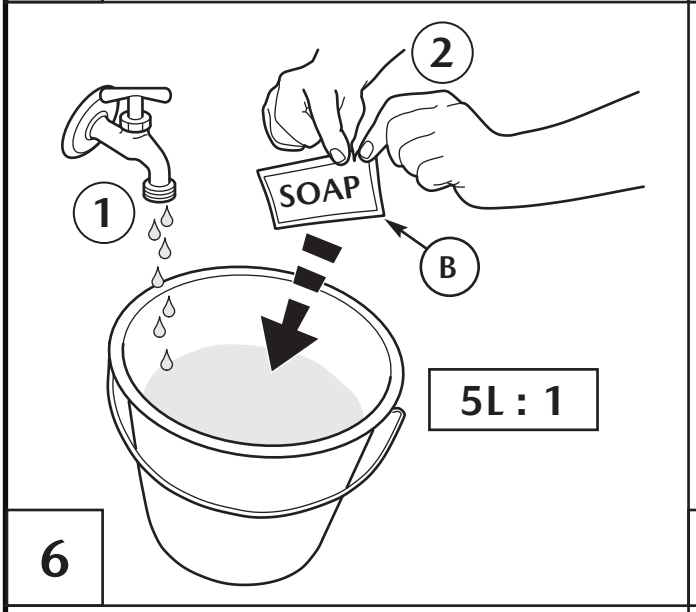

6

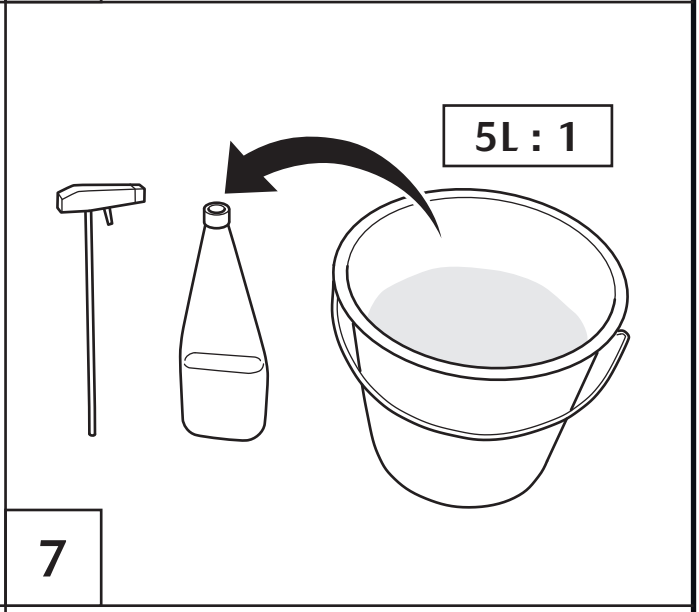

7

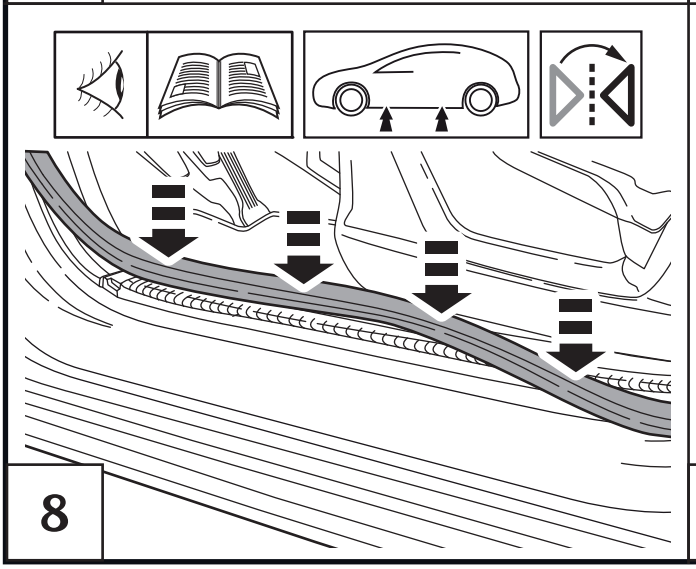

8

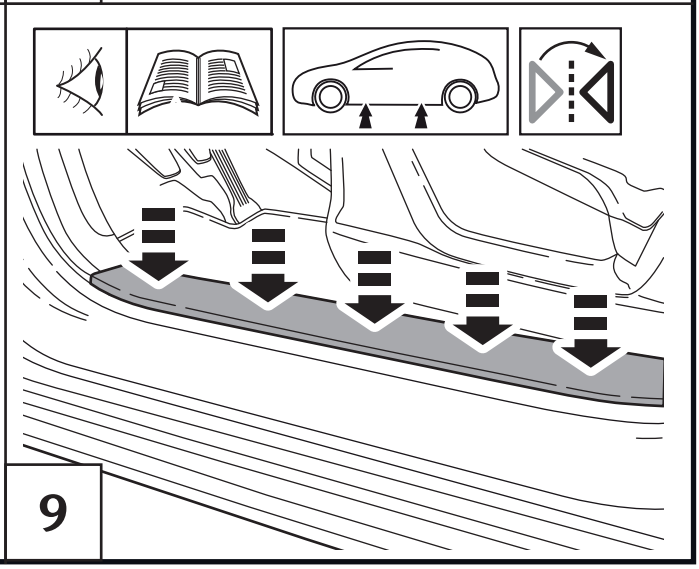

9

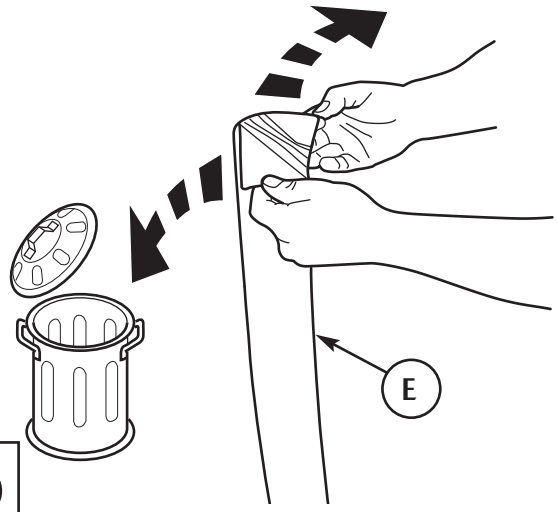

10

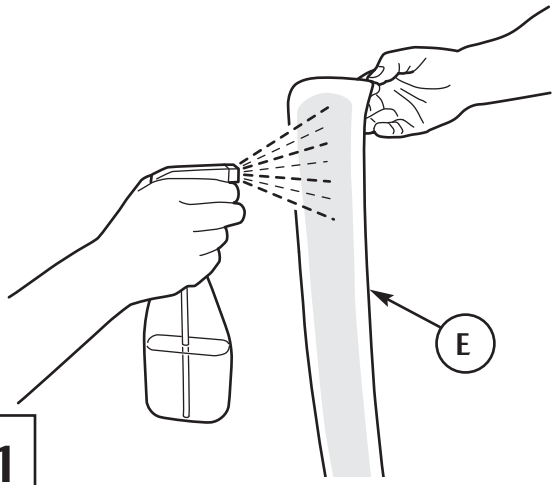

11

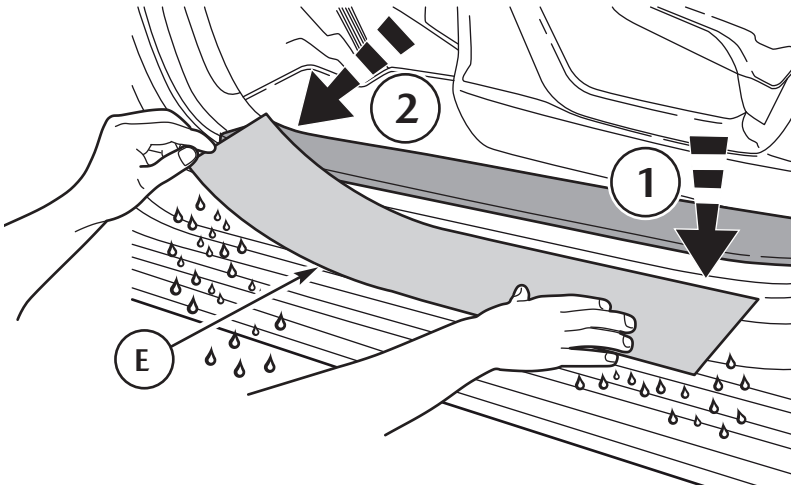

12

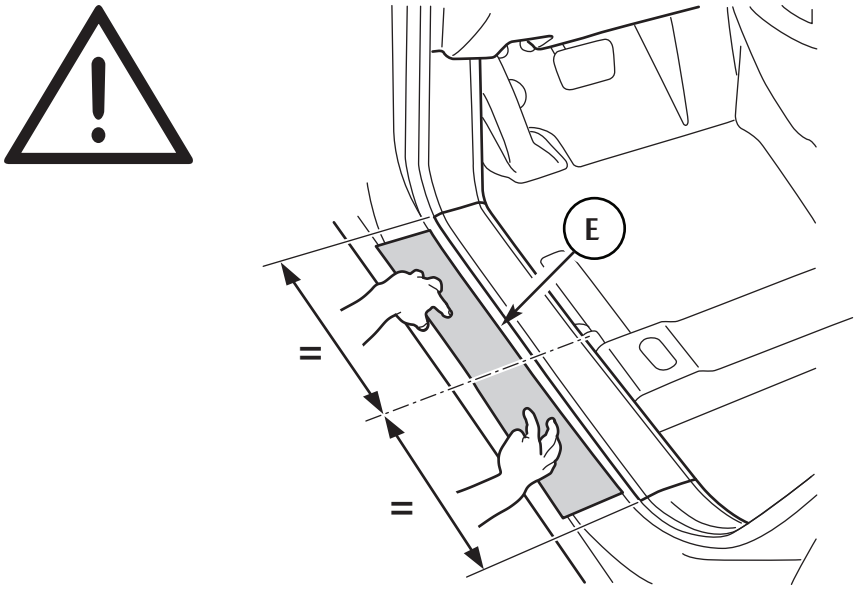

13

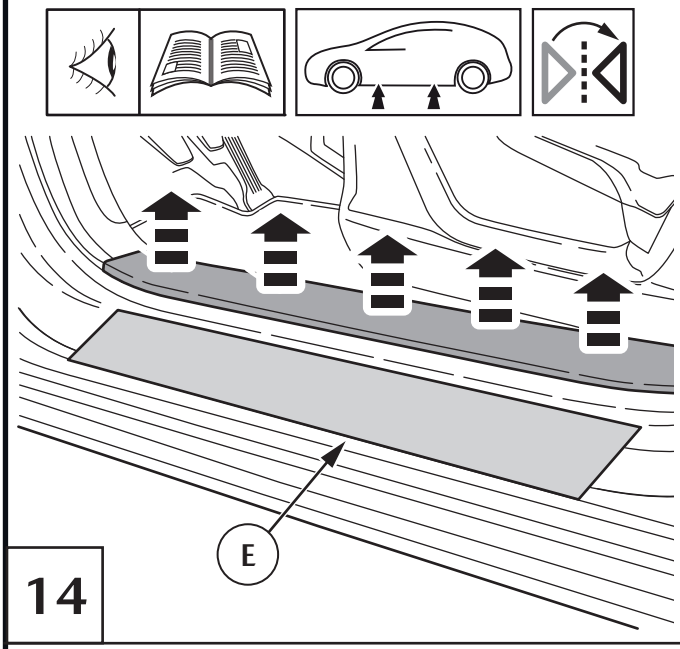

14

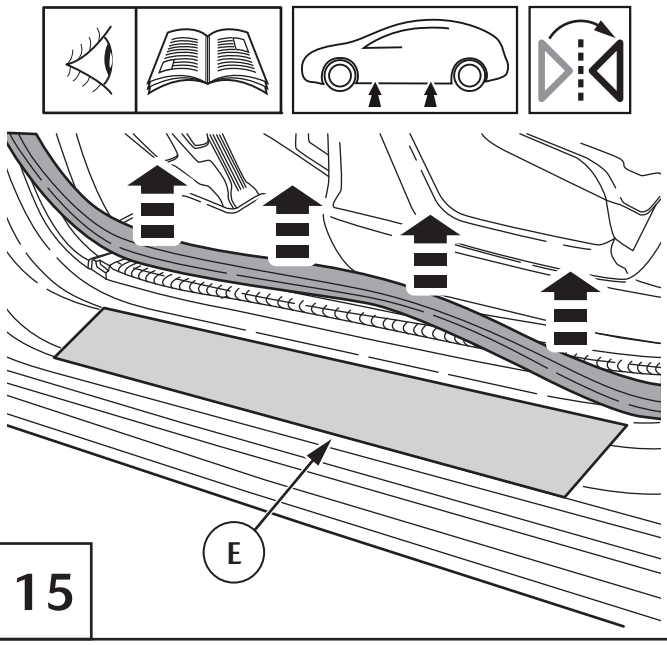

15

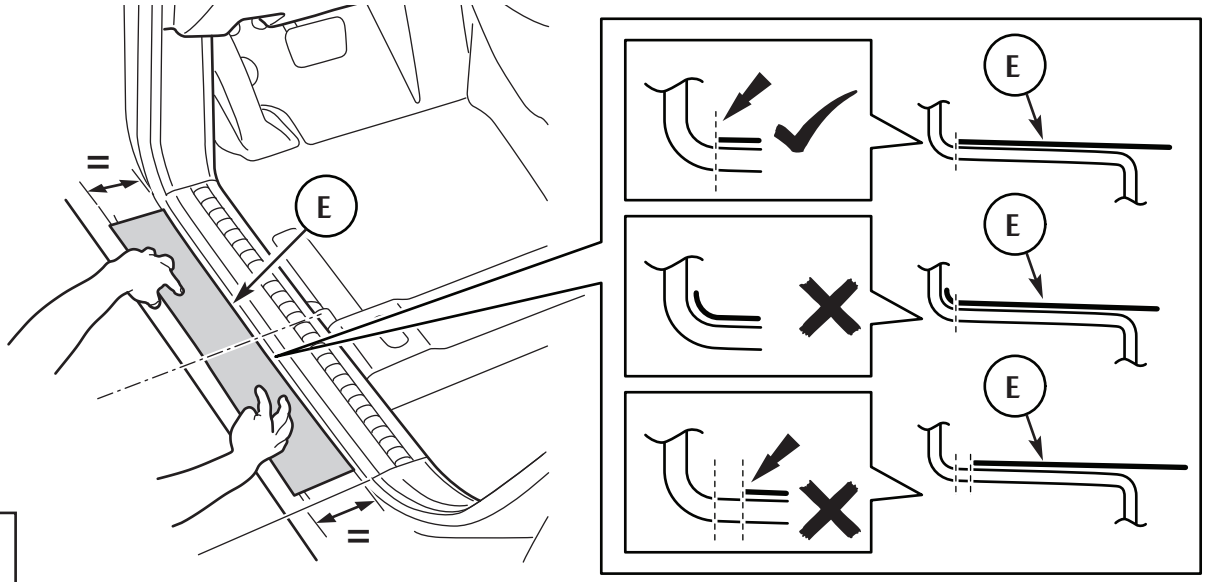

16

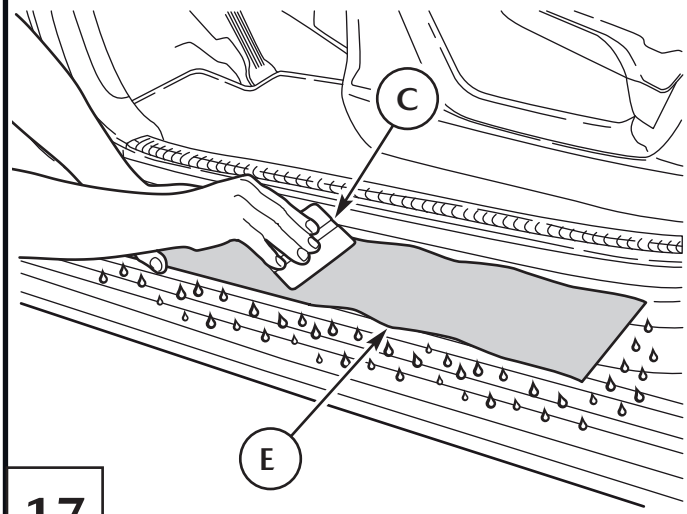

17

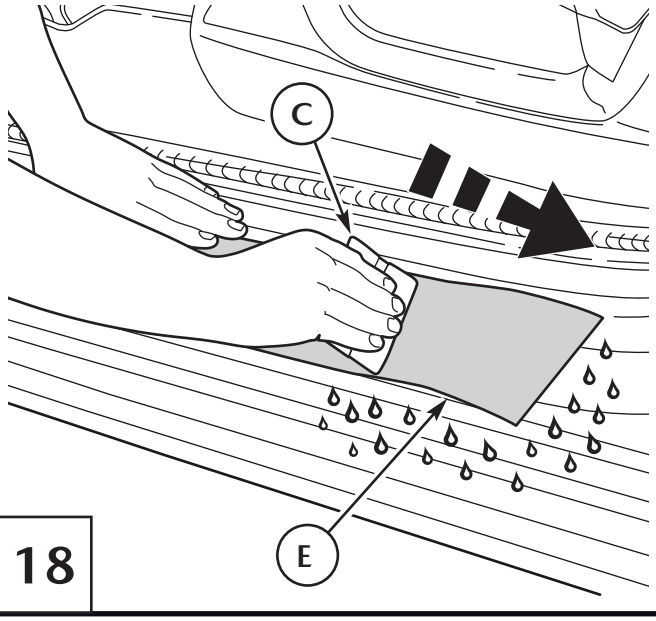

18

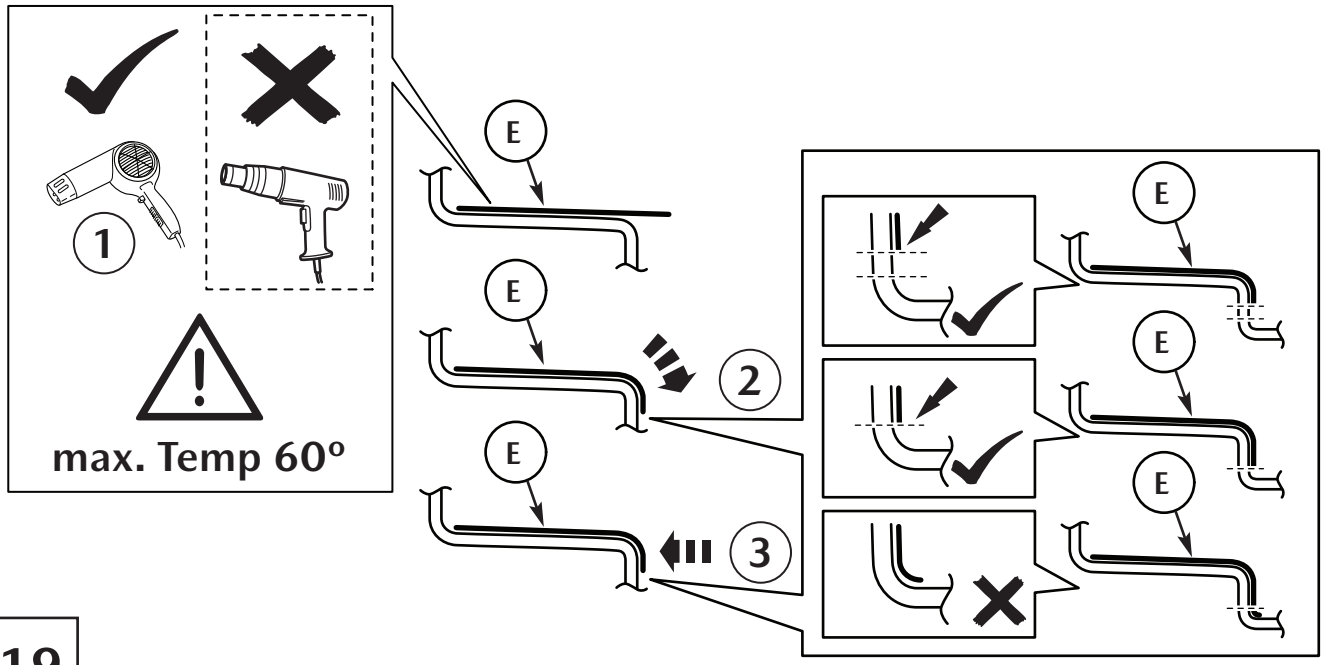

19

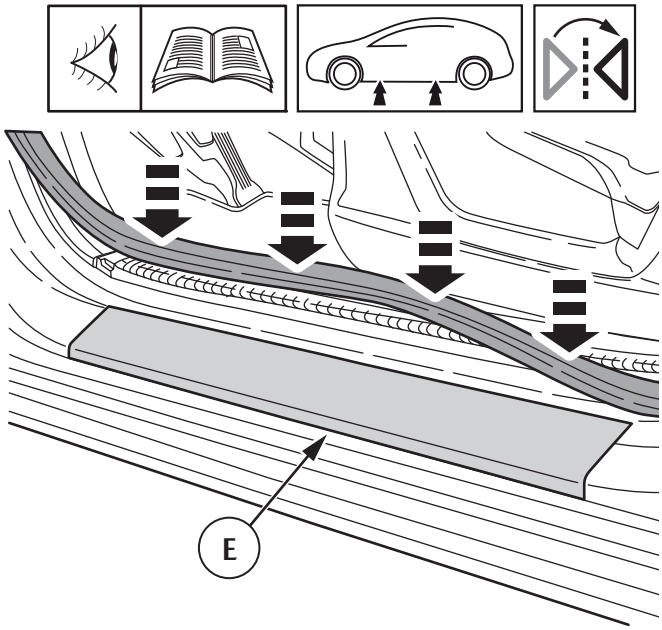

20

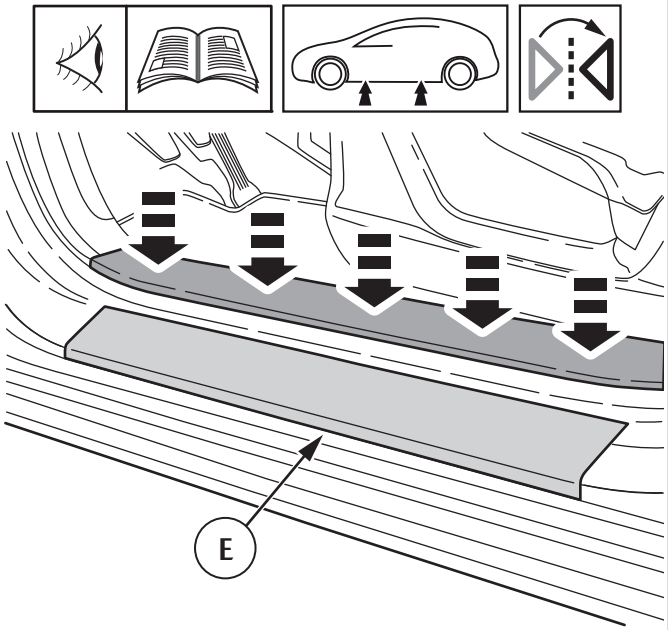

21



22

Subject to alternation without notice
Technische Änderungen vorbehalten
Reservadas modificaciones técnicas
Sous réserve de modifications techniques
Con riserva di apportare modifiche tecniche
Reservamo-nos o direito a alterações técnicas
Technische wijzigingen voorbehouden
Med forbehold for tekniske ændringer
Tekniske forendringer forbeholdes
Med reservation för tekniska ändringar
Tekniset muutokser pidätetään
Technické zmeny vyhrazeny
A változtatások technika jogát fenntartjuk
Zmniany techniczne zastrzezęone
Επιφυλασσόμεθα για αλλαγές
Можно изменять без уведомления
Technické zmeny vyhradené