

SAFE LIVING AT HOME



Dali range



The care beds
for the digital future

International Edition

STIEGELMEYERGROUP



BURMEIER

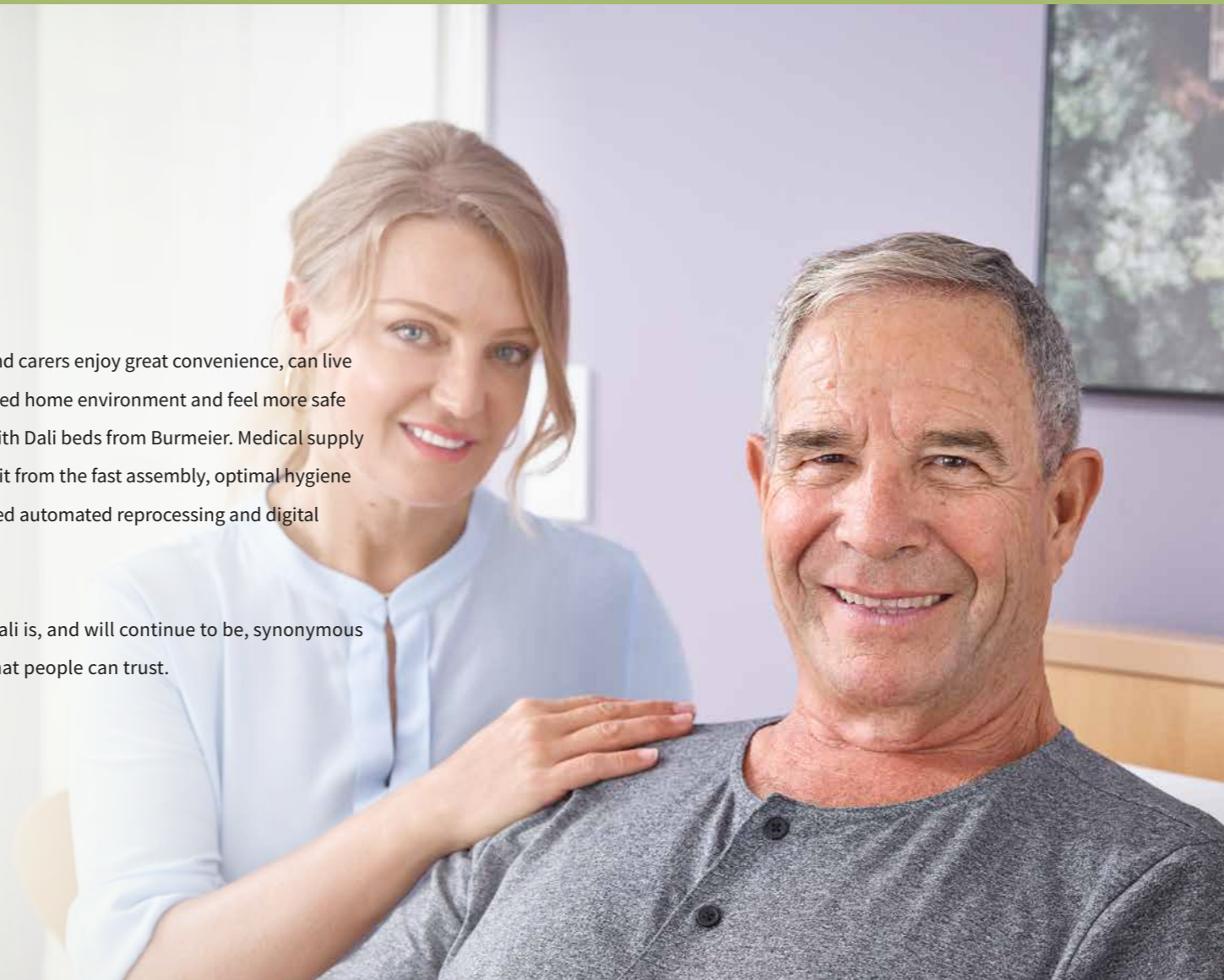
Dali – the bed series for the care of the future

Care at home is the foundation of care in general in our society. That gives technical development of care equipment a crucial role. Increasingly easier operation and the networking that comes with digital assistance systems can alleviate stress caused by insufficient numbers of care staff and by the social isolation that many older people experience.

Our Dali bed series has been dominating home care in Germany and Europe for years. Now we are setting the direction for the future. With digital control and networking through apps and our practical assembly system, Easy Click, our Dali models relieve staff at medical supply stores as well as the carers working at home or in care homes.

Residents and carers enjoy great convenience, can live in their trusted home environment and feel more safe in general with Dali beds from Burmeier. Medical supply stores benefit from the fast assembly, optimal hygiene with validated automated reprocessing and digital networking.

The name Dali is, and will continue to be, synonymous with beds that people can trust.



Contents

- 2 Model variants
- 4 Dali
- 6 Dali wash
- 8 Dali low-entry
- 10 Dali low-econ
- 12 Econ drive system
- 13 24 volt drive system
- 14 Easy Click system
- 16 Wireless handset
- 18 Dali-Lock app
- 20 Softcovers
- 21 Accessories
- 24 Technical data
- 26 The Stieglmeyer-Group

Title page: Dali with Softcovers (accessory at additional price).

Dali



- **Height adjustment range:**
40 – 80 cm
- **Economical, comfortable and safe:**
 - Safety sides are mounted in seconds with Easy Click
 - Wireless handsets
 - Digital networking through the app for the bed

Page 4

Dali wash



- **Height adjustment range:**
40 – 80 cm
- **Automatic reprocessing for ideal hygiene:**
 - CDP coating protects against corrosion
 - Protection and relief for medical equipment staff and home carers
 - Lower processing costs through automation and quicker re-use

Page 6

Dali low-entry



- **Height adjustment range:**
23 – 63 cm
- **Low-height bed for fall prevention:**
 - Low entry at only 23 cm protects against injury from falls without needing deprivation of liberty safeguards
 - Safety sides with Easy Click
 - Digital networking through the app for the bed

Page 8

Dali low-econ



- **Height adjustment range:**
32 – 72 cm
- **Sturdy low-height bed:**
 - Protects against injury from falls and allows the carer to work at an ergonomic hip height
 - Reliable 230 volt drive system
 - Excellent price-performance ratio

Page 10



◀ The wireless handset allows residents and carers to operate the bed effortlessly.

▲ The comfortable sitting position makes it easier to breathe and lowers the risk of pulmonary aspiration during meals.

▼ The brakes can be conveniently operated even in slippers.

▼ The safety side bars can be attached or removed without tools using the Easy Click system.



Dali

Fast and digital



The Dali is Germany's best-selling care bed thanks to its innovative technology and longevity. It is a robust and low-maintenance bed made of high-quality materials.

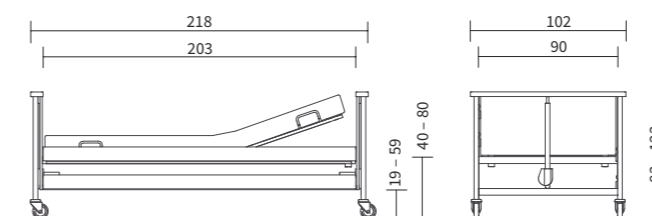
The 4-section mattress base can be operated conveniently by a **wireless handset** that is networked with the bed per Bluetooth. Thanks to the reverse-Trendelenburg feature included as standard, the bed can be adjusted to a healthy **sitting position** for eating or watching TV. If the carer wants to block certain positions for the resident, this can be done using the handset or, even more conveniently, using the free Dali-Lock app on a smartphone.

The full-length safety side easily slips into place onto the pre-assembled brackets with the **Easy Click system**. That makes setting up the bed significantly easier.

Strong Advantages

- Safe working load of 185 kg
- Foot brake with comfortable feel, can be operated in slippers or socks as well
- Wireless handset has very long use cycle, minimal servicing requirement for all operators of the bed
- Easier and faster assembly using the Easy Click system
- Adjustment of the lower leg rest is available as an optional feature for all Dali models – the required Rastomat is available as an accessory at additional cost

Exterior dimensions/Height adjustment range:



Product special features:



▲ All motors can be removed without tools. The removable motor protection protects against damage.



Safe hygiene and the fight against multi-resistant germs are becoming more and more important in care at home. Machine washable beds offer strong advantages here. They ensure **ideal cleaning and disinfection** with validated processes. At the same time, they save the operator time and money, since the time-consuming and arduous manual reprocessing by the staff of the medical supply company is no longer necessary. The bed can go back into circulation faster and unnecessary downtime is avoided.

The Dali wash was designed for cleaning in automatic washing systems. The bed can be reprocessed without disassembling the drive system because of its **IPX6 protection**. With its **CDP coating**, this bed is ideally protected inside and out against corrosion. CDP stands for “cathodic dip painting”, an electrochemical painting process for maximum durability. Special drill holes allow residual water to drain off fully after the washing procedure.

Strong Advantages

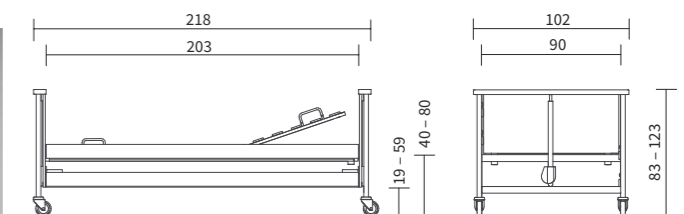
- Safe working load 185 kg
- Full-length safety sides with Easy Click system
- Wireless handset
- Reverse-Trendelenburg included

Particularly high level of hygiene

Dali wash

The bed for optimal hygiene

Exterior dimensions/Height adjustment range:



Product special features:




▲ The CDP coating protects the bed inside and out from corrosion.



▲ Drill holes in the metal surface allow any residual fluids to drain away.



▲ Plastic square plugs with drill holes allow residual moisture to escape.



▲ Sealed surfaces are ideal for safe and thorough cleaning.



▲ The 4-section mattress base has hygienic metal support bars.



Entry height of only 23 cm to prevent falls

Dali low-entry

The low-entry bed

The low height of the bed reduces the risk of injuries from falls.

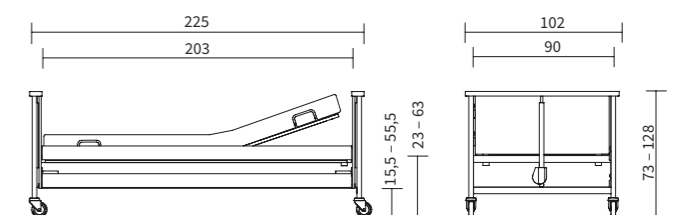
Safety sides provide protection against falls – but if they are used permanently, this liberty depriving measure can reduce the care patient’s quality of life.

Low-height beds, such as the Dali low-entry, are an excellent alternative. With its height adjustment range of **23 to 63 cm**, it is very close to the floor when at its lowest position. From this low height, the risk of injury is much lower in the event of a fall. This makes it easier to decide not to use safety sides. This is Burmeier’s way of following the **Werdenfelser approach** of maintaining the resident’s mobility.

In addition, the Dali low-entry benefits from the advantages of the Dali family, such as the reverse-Trendelenburg feature included as standard, the wireless handset and additional selective locking using the app.



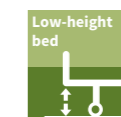
Exterior dimensions/Height adjustment range:



Strong Advantages

- Safe working load of 175 kg
- Progressive height adjustment for ergonomic and comfortable entry and exit
- 24 volt system – no leakage current measurements during the expected service life

Product special features:





Fall prevention and work at ergonomic height

Dali low-econ

The cost-conscious low-height bed

▲ The low-entry bed Dali low-econ combines liveability with versatility and sturdy construction.

Our Dali low-econ care bed combines many strengths with a very good price-performance ratio. With a height adjustment range of 32 to 72 cm, its low bottom position protects residents from fall injuries. At the same time, taller people can work at the bed in a **position that spares their backs.**

As with all the econ versions of the Dali models (see next section), this bed is also controlled by a safe and reliable **230 volt drive.** The cable handset has a selective locking function that can be easily operated.

The head and footboards on the bed can also be optionally covered with a cosy **wooden encasement.** This attractive look seamlessly blends the Dali low-econ bed with the internationally successful Arminia low model from the predecessor series.

Strong Advantages

- Safe working load of 185 kg
- Reverse-Trendelenburg and sitting position
- Brake pedal with comfortable feeling



▲ The selectively lockable handset is connected to the bed with a cable.

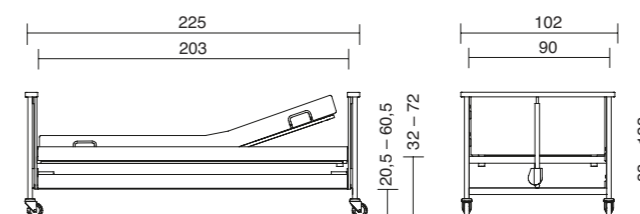


▲ The long-lasting 230 volt drive controls the bed quietly and safely.



▲ The 4-section mattress base with flexible wooden slats means high comfortability. Even a health-promoting sitting position is available as standard.

Exterior dimensions/Height adjustment range:



Product special features:



For the models:
Dali econ
Dali low-econ
Dali low-entry-econ

The Dali econ is a bed for many requirements with a very good price-performance ratio.

Econ drive system



▲ The low-cost, low-height bed Dali low-econ.



▲ The low-height Dali low-entry-econ for ideal fall prevention.



▲ The econ drive system is available with many international plugs.

Most bed models in the Dali range are equipped with a power-saving, 24 volt drive system as standard. In some countries, however, standards apply to the power plugs that are not compatible with the 24 volt system and its power plug transformer switch mode unless accessory equipment is used. In such cases, our econ models with an **alternative drive** are an attractive, inexpensive choice.

Both the Dali as well as the Dali low-entry bed are available in the **Dali econ** variant and **Dali low-entry-econ** variant. A third model is the **Dali low-econ** (see previous page) for which no 24 volt version exists.

All econ beds have a safe, reliable and low-energy **230 volt drive**. With a range of suitable mains plugs to choose from, these care beds are ready for use internationally wherever they are needed. The **handsets** in the econ models are connected to the bed via cable, as before. All adjustment functions can be conveniently and selectively locked or unlocked via the handset. The Dali-Lock app cannot be used with the econ beds.



▲ The cable handset on the econ models can be fastened to the safety sides for convenience.



The SwitchMode voltage transformer produces a protective low voltage of 24 volts directly at the socket.

24 volt drive system

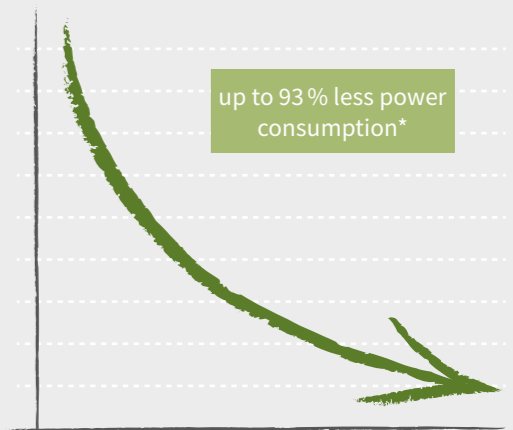
Burmeier's 24 volt drive system provides an ideal safety standard for caring for people at home. All live 230 volt components are safely housed away from the bed. Immediately downstream of the mains plug is a housing containing the **SwitchMode** electronic voltage transformer. This means that residents enjoy a very high level of safety.

The bed has no current-carrying components except when the handset is in use. Energy consumption drops by up to 93%. Even more costs and effort are saved by the fact that leakage current measurements, certified by **TÜV Rheinland**, are no longer necessary. When care beds are being commercially used, the required leakage current measurements must be performed every 2 years. The use of the 24 volt system prolongs this interval to such an extent that measurements are not necessary at all within the expected service life of the bed. The applicable service life is given in the operating instructions.

Leakage current measurements are not even required when putting the bed into service for the first time, as this has already been taken care of in the factory. There is also no need for an **electrically trained person** to be involved in assembling the bed – this saves the bed operator additional costs.

LIVING SAFELY AT HOME

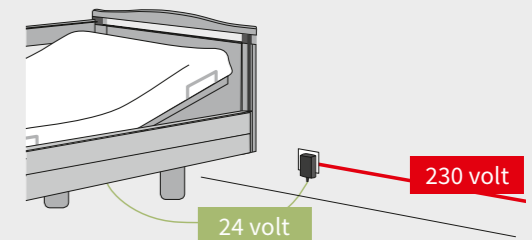
Saving Energy



* compared to 230 volt systems at approx. 5 adjustments per day

LIVING SAFELY AT HOME

Strong Advantages



- Protective low voltage from the transformer at the wall socket
- No 230 volt carrying components on the care bed
- No leakage current measurement after assembling or during the expected service life of the bed
- A test certificate is available for downloading for every bed



The Easy Click system

- ▲ The safety side bars can be attached or removed in seconds using the Easy Click system.

The full-length safety sides on the Dali series are easy to operate and offer an excellent protection. Even the assembly has become much easier. With the Easy Click system, the 4 bars can be **attached or removed in just seconds**. At the same time they are so securely and sturdily attached that even agitated care patients are protected at all times and cannot unintentionally remove them.

The holding brackets are already pre-assembled on the foot and head parts of all Dali beds. The safety side bars simply need to be “clicked” securely into place. If they are to be removed again, there is a small release slider in the bracket. The sliders are attached in such a way that it is impossible for residents to remove the safety sides unintentionally. The ends of the bars are protected by elegant anthracite-coloured plastic caps.

The Easy Click system makes assembling beds significantly easier for medical equipment suppliers, family carers and care facility workers, and it **saves a lot of time**. The carers can remove the safety side similarly when the resident no longer needs them. There is also a practical bag for transporting and storing the bars which is available as an accessory.



- ▲ The full-length safety side provides optimum protection.

Easy to assemble



- ▲ The holder mechanism for the safety sides is already pre-installed. This saves a lot of time during assembly. Without the safety side, the holders remain unnoticeable at the lowest position on the bed.



- ▲ When in the diagonal position, the bars offer the person in need of care good spatial orientation.



The wireless handset

▲ The wireless handset can be intuitively operated.

An electrically adjustable bed with handset offers top comfort. But the usual control panel attached by a cable to the bed had its disadvantages. The cable was a potential trip hazard, gathered dust and was sometimes damaged in collisions. So we designed a new wireless handset for the 24 volt Dali series models that is connected to the bed **via Bluetooth**.

Both residents and carers gain very high operating comfort and always have the control panel at hand, where they need it. The handset still has a spot on the safety sides so that it is always within reach.

It has a **very long usage cycle** using commercially available batteries and indicates when it's time for a battery change with a

light signal in ample time. A cover on the rear of the unit allows the battery to be replaced without using any tools.

As usual, the carer can use the handset to selectively lock or unlock adjustment options individually for the resident. To do this, the enclosed magnet has to be placed on the control panel and then the button for the function to be locked has to be pressed. Of course, it is more convenient to use the Dali-Lock app for this.

LIVING SAFELY AT HOME

Wireless operation

- Easy operation both in and outside of the bed, with no cable to restrict the range
- Very easy to understand pictograms in contrasting colour makes operation easier
- Handset can be positioned freely on the safety sides
- Battery lasts 2 years when used daily for 140 seconds



As soon as the battery needs replacing, a light signal goes on.





▼ Commercial batteries can be replaced in just a few seconds.



▲ The adjustment positions of the bed can be selectively locked and unlocked using a magnet.

The handset can be hung from the safety side and is within easy reach at all times.





Your Dali bed finds the app and connects.



The Dali-Lock app

Digitally designed safety

Our Dali beds are convenient and flexible with the many adjustment positions of the mattress they offer. But sometimes certain positions are not recommended because of the resident's health issues. For example: if the carer wants to lock the function for the reverse-Trendelenburg position or for lowering the backrest, our **Dali-Lock app** can help. This app operates with Android or Apple smartphones and can be downloaded from the usual app stores for free. It operates all Dali models with 24 volt drive system.

The Dali Lock app finds the care bed automatically and connects to it when you scan the code on the back of the handset. Now you can selectively lock or unlock all functions individually using the simple pictograms.

The Dali-Lock app is part of a **comprehensive digital networking system** from Burmeier. Visit our website at www.burmeier.com to find out news about other apps and learn about the modern bed configurator.



LIVING SAFELY AT HOME

The Dali-Lock app

- Download the Dali-Lock app for free on your Android or Apple smartphone.
- Start the bed search. The app finds your Dali bed.
- Connect your smartphone with the bed by scanning the code on the back of the handset.
- Now you can selectively lock or unlock all positions of the rests as well as the height adjustment individually.



With the innovative 24 volt system and the wireless handset, the resident enjoys maximum safety in bed.



Comfortable elegance in the "Arminia style"

The Dali bed head and footboards can be covered with **wooden encasements**. These high-quality design elements hide the mechanics of the bed and provide an even more homelike, private look. The bed with wooden encasements before the Dali series was the "Arminia". Naturally, the users of the new Dali series can also enjoy the "Arminia style".



Softcovers



Softcovers are made from high-quality materials and can **easily be cleaned** in the **washing machine** at home. They are environmentally friendly in compliance with Öko-Tex Standard 100.

You can find your individual Softcover using the **Softcover configurators** on our website.

One feels immediately much more comfortable in a beautiful bed that blends with the interior design of the room. Our Softcovers transform the Dali series into elegant designer beds. Softcovers are stylish **fabric covers** that fit easily over the head and foot boards and can even be attached to the safety side. Choose from **7 attractive** colours: petrol, dark blue, vanilla, lavender, bordeaux, orange and brown.



Practical accessories

Even the standard versions of the Dali beds offer excellent comfort and convenience. But, by using the original accessories from Burmeier, the comfort, protection, mobility and look of the beds can be considerably enhanced. Bed users can enjoy serving trays and reading lamps to make **every day more pleasant**. Simple installation and direct shipping make the accessories a natural companion.

Friends and connoisseurs of the Dali series will be asking about the **Arminia** model variant, which is characterised by homelike wooden encasements on the head and footboards. These encasements are still available as accessories.



▲ The **bed extension** offers tall people the space they need to feel comfortable. It can also be installed retroactively. Safety side bars are also available in 220 cm lengths that fit with the bed extension.



▲ The **clamp-on safety side bar** increases the protection height on the side by 18 cm.



▲ The **metal safety side** is particularly sturdy and easy to clean.



▲ A **reading lamp** provides a pleasant light.


▼ The optional **Rastomat** allows the lower leg rest to be manually adjusted.




▼ The bars of the safety sides can be transported and stored even more easily with the **carrying bag**.



▲ A **storage tray** for glasses, mobile phones or the wireless handset can be easily mounted in various positions.



▲ **Wall deflector rollers** protect the bed and the walls from damage.



▲ An **extension cushion** can be put on the full-length safety side to make sitting on the side of the bed easier.



▲ With the **floor level power pack**, the 24 volt system can be used with various international mains cables.



▲ The **mobilisation support** helps residents to leave the bed easily and independently.

▼ The **servicing tray** is simply placed on the raised bar of the safety side.



▲ The **'Duo' overbed table** is ideal as a storage area and comfortable book rest.

▼ Soft, **foam leather covers** protect residents from contact with the safety sides and when they leave the bed.



▲ **Bedside cabinets** from Burmeier provide storage space and a practical area for utensils and beverages. The Cherusker model with adjustable height and swivelling overbed table is shown here.



▲ The **adaptable safety side** for the Dali offers a lot of protection while still leaving ample space for getting in and out of bed.



The Dali range -
for refreshing
sleep and a new
quality of life

Equipment and options

Model variant	Dali	Dali wash	Dali low-entry	Dali low-econ
Mattress base	90 × 200 cm, 4-section	90 × 200 cm, 4-section	90 × 200 cm, 4-section	90 × 200 cm, 4-section
External dimensions	102 × 218 cm	102 × 218 cm	102 × 225 cm	102 × 225 cm
Height adjustment	40 – 80 cm	40 – 80 cm	23 – 63 cm	32-72 cm
Safe working load	185 kg	185 kg	175 kg	185 kg
Reverse-Trendelenburg position	12°	12°	12°	12°
Wood décor	Natural Beech	Natural Beech	Natural Beech	Natural Beech
Frame colour	Topas	Topas	Topas	Topas
Wireless handset with selective locking function	✓	✓	✓	-
Ready for Dali-Lock app	✓	✓	✓	-
Automated reprocessing	-	✓	-	-
Sprung wooden slat mattress base	✓	-	-	✓
Metal slat mattress base	0	✓	✓	0
Linak 24 volt drive system	✓	✓	✓	-
Floor-level external power pack for 24 volt system	0	0	0	-
Econ 230 volt drive system*	0	-	0	✓
Wooden encasements for head and footboards	0	-	0	0
Patient lifting pole	✓	✓	✓	✓
Full-length wooden safety sides	✓	✓	✓	✓
Full-length metal safety sides	0	-	0	0
Clamp-on bar for safety sides	0	0	-	-
Adaptable safety sides	0	-	-	0
Foam leather cover	0	0	0	0
Mechanical emergency backrest release	✓	✓	✓	✓
Wall deflection rollers	0	-	0	0
Bed extension 20 cm	0	0	-	0
Reading lamp	0	0	0	0
Tray	0	0	0	0
Mobilisation aid	0	-	0	0
Softcover for head and footboards	0	0	-	-
Softcovers for safety sides	0	0	0	0
Manual adjustment of lower leg rest (Rastomat)	0	✓	✓	0
Extension cushion	0	0	0	0
Storage tray	0	0	0	0
Carrying case for safety side bars	0	0	0	0

✓ = Standard equipment

0 = Optional

- = not available

* Beds with the econ drive system are equipped with a cable handset. The Dali-Lock app cannot be used.

◀ The low-height bed Dali low-entry ensures quiet sleep and lowers the risk of falls without resorting to deprivation of liberty safeguards.



Custodians of values
Shapers of the future

STIEGELMEYERGROUP

Custodians of values

Our company was founded in Herford in 1900 and is still a family-run enterprise today. Respect and a sense of responsibility towards our customers, employees and partners form the basis for our day-to-day work. Based on these values and our many years of experience, we offer our customers all over the world high-quality products, solutions and services to meet the needs of the care and healthcare sectors.

Shapers of the future

In order to cope with rapid changes in the care and healthcare sectors, we develop all our products ourselves. Creating innovations and visions of what care will be like in future are the goals we pursue. We maintain regular contact with our customers in order to support them in their daily tasks. Implementing tomorrow's trends today is a successful tradition of ours.

Our expertise

- Hospital
- Nursing home
- Homecare
- Lifestyle beds
- Furniture systems
- Service



The Stiegmeyer-Group is your international partner for hospitals and care facilities and, with the Burmeier brand, also for caring in the home. We support our customers with practice-oriented products, solutions and services that we are constantly developing further.

- Founded in 1900 and still family managed
- Over 1,200 employees worldwide
- All core products manufactured in proprietary factories
- Product development and production in Germany
- Service, training and process optimisation at customer's premises
- International certification and export to more than 60 countries
- Distribution companies located in Belgium, Finland, France, Netherlands, Poland and South Africa

Our brands





Burmeier GmbH & Co. KG

Pivitsheider Straße 270
32791 Lage
Phone +49 (0) 5232 9841 - 0
Fax +49 (0) 5232 9841 - 41
info@burmeier.com
www.burmeier.com

A Stieglmeyer-Group company

STIEGELMEYERGROUP

Hauptsitz / Headquarters

Deutschland / Germany
Stieglmeyer GmbH & Co. KG
Ackerstraße 42
32051 Herford
Phone +49 (0) 5221 185 - 0
Fax +49 (0) 5221 185 - 252
info@stieglmeyer.com
www.stieglmeyer.com

France
Stieglmeyer SAS
8 Allée des Chevreuils
69380 Lissieu
Phone +33 (0) 4 7238 - 5336
Fax +33 (0) 4 7238 - 5481
contact@stieglmeyer.fr
www.stieglmeyer.fr

South Africa
Stieglmeyer Africa (PTY) Ltd
The Estuaries · Century City
Cape Town, 7441
Phone +27 (0) 21 555 - 1415
Fax +27 (0) 21 555 - 0639
info.southafrica@stieglmeyer.com
www.stieglmeyer.co.za

Nederland / Netherlands
Stieglmeyer BV
Peppelenbos 7
6662 WB Elst
Phone +31 (0) 345 581 - 881
info@stieglmeyer.nl
www.stieglmeyer.nl

Suomi / Finland
Stieglmeyer Oy
Ahjokatu 4 A
15800 Lahti
Phone +358 (0) 3 7536 - 320
Fax +358 (0) 3 7536 - 330
stieglmeyer@stieglmeyer.fi
www.stieglmeyer.fi

Polska / Poland
Stieglmeyer Sp. z o.o.
86-212 Stolno
Grubno 63
Phone +48 56 6771 - 400
Fax +48 56 6771 - 410
info.stolno@stieglmeyer.pl
www.stieglmeyer.pl



Finden Sie Ihren Ansprechpartner auf unserer Website:
Find your local partner on our website:
www.stieglmeyer.com/partner

burmeier.com