



CONSIDERATE OPERATION INTERFACE

3.5 Inches color touchscreen provides user
with extremely clear and fast operation
experience as well as complete information presentation.

| PRODUCT SPECIFICATION | | |
|---------------------------------------|--|-----------------|
| Product Model | AS100C | AS100A |
| Therapy Modes | CPAP | CPAP, AUTO CPAP |
| Pressure Range (cmH ₂ O) | 4-20 | |
| Ramp Time (min.) | 0-60 | |
| Expiratory pressure release (AS-Elex) | OFF/ 1-7 level | |
| Identification of Central Apnea | Yes | |
| AS-Dry Drying Technology | Yes | |
| Auto On/Off | Yes (nasal mask only) | |
| Manual Pressure Titration | Yes | |
| Therapy Data Storage | Yes, SD card | |
| Humidifier | Heated humidification system, OFF/5 levels adjustable. | |
| Alarms | Power down, Leakage, Airfilter change | |
| Screen Size | 3.5 Inches color touchscreen | |
| Adapter | AC input : 100-240V, DC output: 24V | |



AS SERIES (GI)
Continuous Positive Airway Pressure
DELICATE INNER CORE, FOR QUIET AND ACCURATE CARE.



No. G10 097631 0004 Rev. 00

AEO MED
Reliable Quality Thoughtful Service

Manufacturer
Xiaoniu Health Co., Ltd.
No.10 Chaobai Street
Yanjiao Development Zone
065202 Sanhe City, Hebei Province
PEOPLE'S REPUBLIC OF CHINA

TEL: +86-10-5841 1198
<https://www.aeonmed.com/english.html>
FAX: +86-10-8368 1616-8130
E-mail: marketing@aeonmed.com
Am. HC. A1. 2025.04

AEO MED
Reliable Quality Thoughtful Service

Guard Life Sincerely



More than 24 years of technology

Accumulation in Respiratory Field

Professional escort for your sleep-breathing.

Suitable for:

Snore, Obstructive Sleep Apnea Syndrome.

Manual Titration

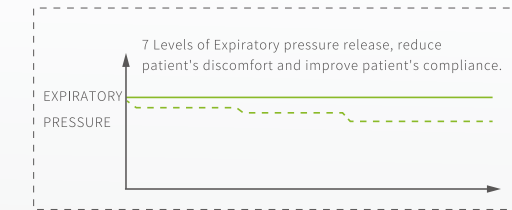

When the patient is not suitable for automatic mode and needs the most appropriate fixed pressure, the clinicians can choose this function for manual pressure regulation.

Intelligent Drying Technology

After each use, AS-Dry technology will automatically dry the tube and the mask to prevent bacteria growing in moist environment so as to protect your health.


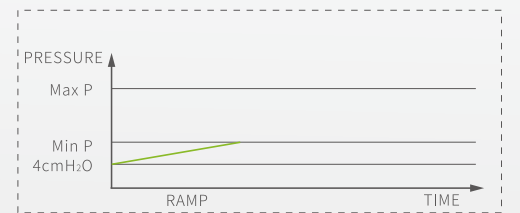
Mask Test

Check the air leakage from the vent of the mask.



Ramp Time

Gradually increasing the pressure from the initial value to the target treatment value, helps patients adapt to ventilation to fall asleep better, improve compliance, and reduce fear and intolerance that may occur when the device is used for the first time. Ramp Time can be set to Off, 0 to 60 minutes (in 5-minute increments).



AS-ELEX Expiratory Pressure Release

It reduces the expiratory pressure during exhalation, reducing expiratory resistance and improving patient comfort and compliance.


Intelligent Pressure Adjustment

AS100A can intelligently adjust treatment pressure according to the airway resistance change of patients with different body positions and different sleep stages to prevent the occurrence of apnea.

Auto CPAP: Auto-adjusting positive airway pressure.

Silent

Applying the research results of fluid mechanics, the noise for whole system is as low as 28dB, one can enjoy a quiet and comfortable sleep all night.



Automatic Adjustment Intelligent + Comfortable

According to airway resistance, compliance and each breathing airflow change of the patient, combined with ventilation history records, the treatment pressure is intelligently adjusted, so as to achieve precise and comfortable treatment experience.



Portable

The entire machine is less than 1.3kg, the main device and humidifier can be quickly detached, easy for home use and travel.



Recognition of Central Sleep Apnea Events

Accurately identify Central and Obstructive Sleep Apnea, precisely adjust pressure, effectively avoid discomfort caused by incorrect pressure increase, and enhance the safety of treatment.

