


Ledvion

LED TUBE



LED starter included

ART.NO.LV20011 - LV20016

LED tube 220-240 Volt

Ledvion
Ekkersrijt 4304
The Netherlands
www.ledvion.com

EN INSTALLATION INSTRUCTION

INTRODUCTION & WARRANTY

Thank you for selecting and buying Ledvion product. Ledvion will serve you the best. Please read instructions carefully before starting the installing and keep this manual handy for future reference. If you have any another query, please contact our dealer or local vendor from whom you have purchased the product. They are retained and ready to serve you at the best. The warranty is valid for 5 years from the date of purchase. The warranty does not apply to damage caused by incorrect installation or abnormal wear and tear. The company gives no warranty against damage to any surface due to incorrect removal and installation of the product. The products are suitable for 10-12 Hours Daily operation. Usage of product for 24 Hours a day would void the warranty. This product is warranted for manufacturing defects only. The LED tube can be used in hotels, offices, factories, conference rooms, meeting rooms, commercial complexes, residential buildings, schools, colleges, universities, hospitals, etc.

WARNING!

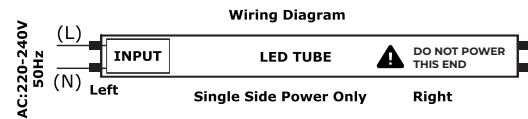
- Installation should only be done by a certified electrician
- Operation environment temperature: from -20°C to +45°C
- Do not use DC electricity
- Do not modify the fitting to be used with the LED tube
- Ledvion LED Tubes are NOT designed to be used in emergency operations
- This lamp may not be suitable for use in all applications where a traditional fluorescent lamp has been used. The temperature range of this lamp is more restricted. In cases of doubt regarding the suitability of the application the manufacturer of this lamp should be consulted
- This lamp is designed for general lighting service (excluding for example explosive atmospheres)
- **Do NOT use with electronic ballasts. Ledvion LED tubes are not compatible with electronic ballast circuit. In order to use the electronic ballast fitting you must ensure to remove the electronic ballast from the fitting and rewire the circuit as per new fitting installation as shown below. Ensure the installation and wiring is carried out by certified electrician**

PACKING:

- LED tube (1PC)
- Instruction Manual (1PC)
- LED starter included (1PC)

New Fitting Installation

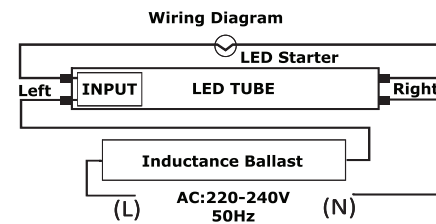
- Installation should only be done by a certified electrician
- Switch Off the power
- Ensure the wiring diagram is followed as highlighted
- Insert Ledvion LED tube
- Switch On the power to test the light



Installation & Replacement of Fluorescent Lamp (Single Magnetic Ballast Circuit)

- Installation should only be done by a certified electrician
- Please refer to the wiring diagram for replacing fluorescent tube on a single magnetic ballast circuit with Ledvion LED tube

1. Switch OFF the power
2. Remove the existing fluorescent lamp
3. Remove the existing fluorescent starter
4. Insert LED T8 starter
5. Insert LED Tube
6. Switch ON the power



BE CAREFUL WITH CONNECTING THE LED TUBE. ON THE TUBE IS DESCRIBED WHICH SIDE NOT TO POWER!

TECHNICAL DATA:

Model	LV20011	LV20012	LV20013	LV20014	LV20015	LV20016
Watts	6.3	6.3	18	18	28	28
Lumens	1100	1100	3330	3330	5180	5180
CRI	>80	>80	>80	>80	>80	>80
PF	>0.9	>0.9	>0.9	>0.9	>0.9	>0.9
BeamAngle	160°	160°	160°	160°	160°	160°
Body Type	Plastic	Plastic	Plastic	Plastic	Plastic	Plastic
Holder	G13	G13	G13	G13	G13	G13
Long Life	75.000 Hours	75.000 Hours	75.000 Hours	75.000 Hours	75.000 Hours	75.000 Hours
On/Off Cycles	100.000	100.000	100.000	100.000	100.000	100.000
Dimension	600 x Ø28 mm	600 x Ø28 mm	1200 x Ø28 mm	1200 x Ø28 mm	1500 x Ø28 mm	1500 x Ø28 mm
CCT	4000K	6500K	4000K	6500K	4000K	6500K
Input Power	AC: 220-240V, 50/60Hz	AC: 220-240V, 50/60Hz	AC: 220-240V, 50/60Hz	AC: 220-240V, 50/60Hz	AC: 220-240V, 50/60Hz	AC: 220-240V, 50/60Hz



This marking indicates that this product should not be disposed of with other household wastes.



LED lamps suitable for 50-60Hz operation.



LED lamps to be used in dry conditions or in a luminaire that provides protection.



LED tubes are NOT suitable for dimming.



LED tubes not suitable for emergency operations.

IN CASE ANY QUERY/ISSUE WITH THE PRODUCT, PLEASE REACH OUT TO US AT: SUPPORT@LEDVION.COM FOR MORE PRODUCTS RANGE, INQUIRY PLEASE CONTACT OUR DISTRIBUTOR OR NEAREST DEALERS. LEDVION - 5692 DH SON EN BREUGEL - EKKERSRIJT 4304 - THE NETHERLANDS