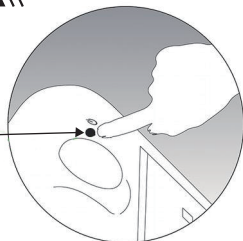


Installation



- ① Hole
- ② Expansion Plug
- ③ Screw
- ④ Mounting Hole
- ⑤ Button

1. Pls use the card to measure hole position correctly and drill 2 holes of $\Phi 6\text{mm}$.
2. Fix 2 expansion plugs into the holes.
3. Fix a screw to the lower expansion plug with a spare space, insert the notch onto the screw.
4. Straighten the whole lamp and fasten the upper screw.
5. Press the button to adjust to demanded working mode.

Notice

1. This is a solar powered lamp, please install it in a location where can get enough sunshine.
2. The lamp will light up automatically at dusk.
3. Please note the lighting time depends on sunshine duration and weather.
4. Built-in intelligent IC is with over-charge, over-discharge and over-voltage protection.

Warning

1. The lamp is equipped with an internal lithium battery, which is replaceable. If any need, please contact the seller for new battery.
2. If the battery is taken out & put back in or replaced with new ones, please toward the solar panel to sunshine or a strong light to activate the lamp.
3. Non-professionals please do not disassemble the lamp.
4. Please do not exposure the battery with household garbage to avoid explosion.

Ledvion

OUTDOOR - SOLAR LED LAMP

ART.NO. LVS10010 - LVS10011

Ledvion

Habraken 1205
5507 TB Veldhoven
The Netherlands
www.ledvion.com



1.5W Plus



Please read and follow all instructions to operate.
Save this manual for future reference.

Specifications

Product Name	Solar LED Wall Light
Power/Lumen	1.5W Plus / 220LM
LEDs	SMD2835*14PCS (Front 12PCS+Back 2PCS)
Beam Angle	90°
Li-ion Battery	1200mAh / 3.7V, replaceable
Solar Panel	0.7Wp, Mono-crystalline silicon
Detection Angle/Area	120°/≤6Mtrs
IP Degree	IP65 Waterproof
Warranty	24 months (battery 12months warranty)
Lifespan	35,000hrs
Installation Height	≤4Mtrs
Packing	Blister Package (1*Solar light, 1*Color page, 1*Accessory bag, 1* User manual, 1*Measure card)

Features

 ZERO Electricity Cost

 Solar Powered

 PIR Detective

 Light on/off automatically

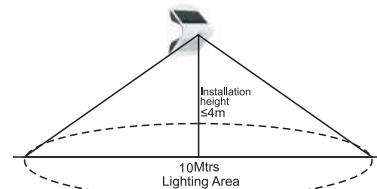
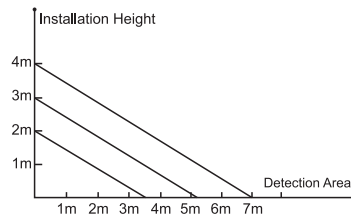
 IP65 Waterproof

 Cordless

 Super Bright

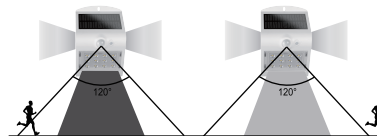
 Multi-functional

2 Working Modes

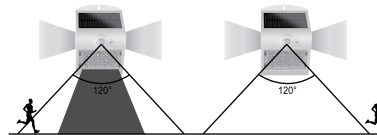


Pls press the Button to select working mode:

Press 1st time for Mode A.
Press 2nd time for Mode B.
Press 3rd time for off.



Mode A:Automatically turns on to full brightness (220lm) when motion is detected in the range ≤6 mtrs and then turns to weak brightness (front light on & back light on) in 10 seconds of no motion.



Mode B:Automatically turns on to full brightness (220lm) when motion is detected in the range ≤6 mtrs and then turns to weak brightness (front light off & back light on) in 10 seconds of no motion.