



345 - 360 Wp 120 MONOCRYSTALLINE HALF-CUT CELLS

AEG solar modules combine the most advanced technology with high reliability in manufacture to offer you a product meant for high achievements.



OPTIMIZED DESIGN MAXIMUM EFFICIENCY

AEG solar modules with half-cut cell technology (M6 size) are designed to minimize cell-to-module power losses, boosting the performances of your installation.



FULL BLACK, PREMIUM LOOK

The careful selection of components (cells, backsheet and frames) ensures a premium product look and provides extra aesthetical value..

COMPREHENSIVELY CERTIFIED

AEG solar modules and production facilities are compliant with the the latest standards to guarantee safety and reliability. Production facilities are certified according to ISO 9001, ISO 14001 and OHSAS 18001. AEG solar products are certified among others by:



YOUR ADVANTAGE AT A GLANCE

Premium solar panel with quality components
High efficiency - up to 360 Wp
Product compliant with IEC 61215, IEC 61730
12 years Product warranty
25 years linear Power warranty



ELECTRICAL CHARACTERISTICS AT STC¹

		AS-M1202B-H-345	AS-M1202B-H-350	AS-M1202B-H-355	AS-M1202B-H-360
Nominal Power (P _{max})	[Wp]	345	350	355	360
Power Sorting ²	[Wp]	-0 / +5	-0 / +5	-0 / +5	-0 / +5
Maximum Power Voltage (V _{mp})	[V]	33.43	33.59	33.74	33.87
Maximum Power Current (I _{mp})	[A]	10.33	10.43	10.53	10.63
Open Circuit Voltage (V _{oc})	[V]	41.21	41.36	41.51	41.66
Short Circuit Current (I _{sc})	[A]	10.74	10.85	10.96	11.07
Module Efficiency (η _m)		18.47%	18.73%	19.00%	19.27%
Maximum System Voltage	[V]	1000	1000	1000	1000
Series Fuse Maximum Rating	[A]	20	20	20	20

MECHANICAL CHARACTERISTICS

Solar cells	120 [(6 x 10) x 2] monocrystalline silicon, 166 x 83 mm (M6) half-cut cells
Front glass	3.2 mm (0.12") high-transparency glass
Backsheet	Black backsheet
Encapsulant	EVA (Ethylene-Vinyl Acetate)
Frame	Anodized aluminum alloy, black colour
Junction box	Split, IP67/IP68 rated, 3 bypass diodes
Cables	UV resistant cable 1000 mm (39.3"), sec.4.0 mm ²
Connectors	MC4 compatible connectors
Dimensions	1776 mm x 1052 mm x 35 mm (69.9" x 41.4" x 1.37 ")
Weight	21.1 kg (46.5 lbs)
Maximum load	Wind: 2400 Pa / Snow: 5400 Pa

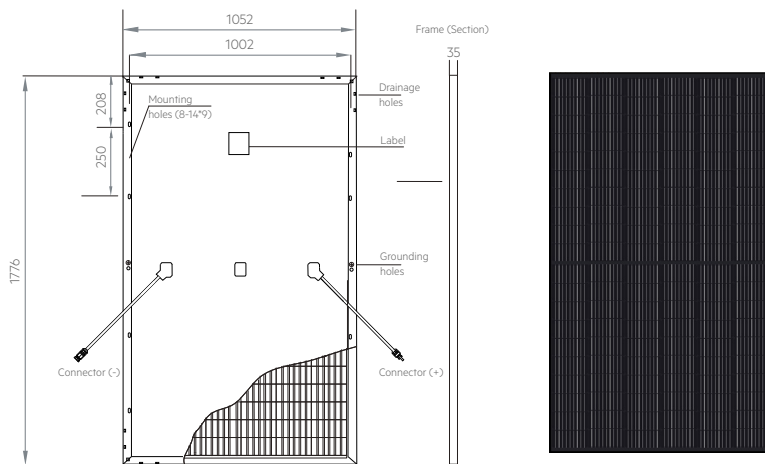
TEMPERATURE CHARACTERISTICS

NMOT	42°C ± 3°C
P _{max} Temp. Coefficient (γ)	-0.365 %/°C
V _{oc} Temp. Coefficient (β)	-0.270 %/°C
I _{sc} Temp. Coefficient (α)	0.038 %/°C
Operating temperature	-40°C to + 85°C

PACKING CONFIGURATION

Packing configuration	31 pcs / pallet
Loading capacity	744 pcs / 40 ft container

TECHNICAL DRAWINGS



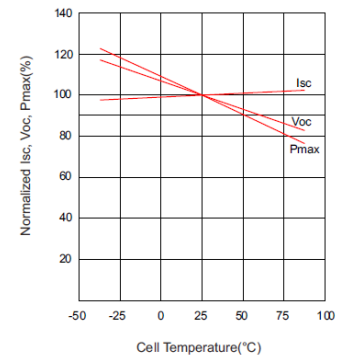
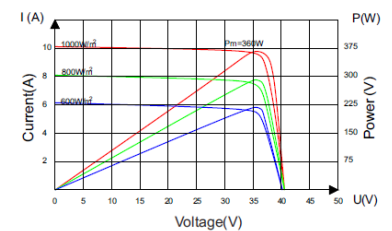
Module dimensions in the technical picture are expressed in mm with tolerance ±2 mm (+0.079")

- Standard Test Conditions (STC): Irradiance 1000 W/m², Air Mass AM = 1.5, Cell Temperature 25°C, Tolerance on P_{max} ± 3%, Tolerance on V_{oc} ± 3%, Tolerance on I_{sc} ± 4%
 - AEG photovoltaic modules are classified according to a principle of positive power tolerance: the Power Output measured at STC of the delivered modules exceeds their assigned Nameplate Nominal Power at STC within a power tolerance range between -0 Wp and +5 Wp.
 - No less than 97% of the minimum "Peak Power at STC" in the first year; power output decline no more than 0.7% per year thereafter. Full text of the Warranty Terms available at www.aeg-industrialsolar.de
- © Solar Solutions GmbH. Specifications in this datasheet are subject to change without notice. Code: AS-M1202B-H-(M6)-M&N1-SBB 345-360 version 2020.05.21 EN
AEG is a registered trademark used under license from AB Electrolux (publ).

WARRANTIES

Product warranty	12 years
Performance warranty	25 years, linear ³

I-V CURVES / IRRADIANCES



CONTACT US

Solar Solutions GmbH | Brückenstrasse 94 | 60594 Frankfurt am Main | Germany
Tel: +49 69 400 500 810 | Fax: +49 69 400 500 819 | Mail: info@aeg-industrialsolar.de
www.aeg-industrialsolar.de