
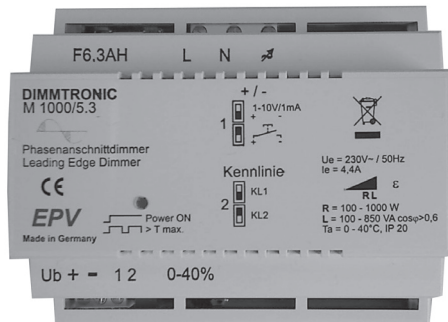


Technical Data

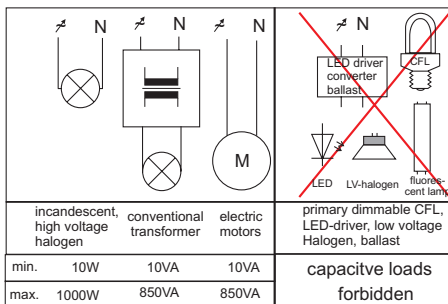
Product No. 101723

Power Supply	Load resistive / capacitive	Fuse	IP Rating	Ambient Temperature	Connection Mains
230 V / 50 Hz	max. 1000 W / 850 VA min. 10 W / 10 VA	F6.3 AH	IP20	0 - 40°C (Indoor)	0.5 - 4 mm ² AWG 20 - 10
Power supply for external sensors Ub	Control Input + / -	Max. Sink Current	Adjustable Minimum	Insulation	Connection Control Input
18 V / 8 mA suitable for ecos PM/24V, LS3	1-10V (< 0.7 V = aus) max. wire length 100 m	0.5 mA	0-40%	4 kV	0.5 - 2.5 mm ² AWG 20 - 13

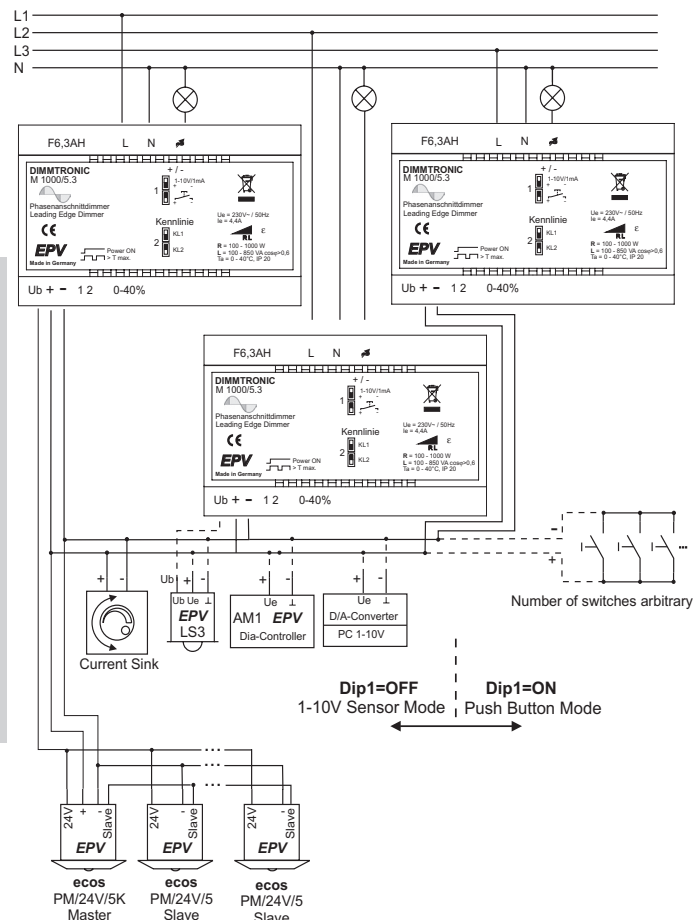
Function



Dip-Switch 1	ON: Push-Button-Mode short push = on / off long push = dimming	OFF: 1-10V Mode At voltages < 0.7V the dimmer switches the load off.
Dip-Switch 2	ON: Dimming Curve 1 (Standard)	OFF: Dimming curve 2 with startup attenuation.



Wiring example:



⚡
Connecting capacitive loads can cause more acoustic noise!

Flicker can occur when the load is smaller than the rated minimum load (10W). This depends on the control gear of the load.

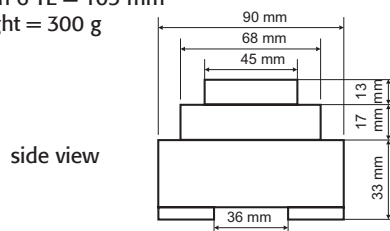
This dimmer features a built-in thermal overload protection. When triggered, this will gradually reduce the output to the load until normal operating parameters are reached again.

Only for installation into suitable subdistributions or installations boxes.

Installation by qualified Electricians only. Wrong wiring can destroy the dimmer.

Dimensions / Mounting

Mounting on DIN Rails 35mm EN60715
Width 6 TE = 105 mm
Weight = 300 g



When used with EPV light sensor LS3 lights will be switched off when the light deactivation feature at the LS3 is activated.