



FALL/WINTER 2018

DOMANI

AGELESS INOVATION

Domani story
A week at the production
How is it made?
Upcoming events
Collections
Planting advise

-CONTENT-

AGELESS INNOVATION
A TALK WITH BART AND GINO

—

DOMANI STORY
ABOUT DOMANI

—

A WEEK AT THE PRODUCTION
DOMANI ATELIER - CLAY PRODUCTION

—

HOW IS IT MADE?
PLACED-, ROTATED INSIDE A MALL AND HAND TURNING

—

UPCOMING EVENTS
MAION ET OBJET, PARIS (FR) AND ORGATEC, COLN (DE)

—

COLLECTION
TERRA COTTA, RAKU & ZINC/COPPER

—

PLANTING ADVISE
HOW TO PLANT YOUR FAVORITE DOMANI OUTDOORS

Our yellow Axel and natural grey Texel next to the pool
Project by Kramer und Kramer



AGELESS INNOVATION

Respecting the delicate balance between century old techniques and innovation designs. A talk with Bart Bauweraerts and Gino Van den Breen.



“WHEN NECESSARY,
TRADITION IS UPDATED
TO THE NEEDS OF
TODAY.”


For the past 25 years Domani has been reinventing craftsmanship in pottery. “We have always respected the delicate balance between century old techniques and innovative designs,” says founder Gino Van den Breen. “Thanks to that balance we make innovation ageless, for example by applying spectacular glazing to a traditionally baked pot. Yet our designs always have to

remain functional.” When necessary, tradition is updated to the needs of today. Domani adapted Mediterranean terra cotta to our climate, so that pots wouldn’t burst due to weather conditions.

Typically Domani: its 25th birthday does not give rise to festivities, but rather to a warm meeting of friends. “Some of our clients and

architects have been working with us from the very beginning. They spread the word and made us what we are today.” says Bart Bauweraerts. “Craftsmen who honour traditional techniques and artists who build on that tradition have also been very faithful allies. We hope that you enjoy this catalogue for a glimpse of the future with the patina of the past.

HZCR's at FOD Brussels, Belgium



ABOUT DOMANI

25 years of timeless tradition, creative innovation and pure beauty



Bart and Gino, back in the days.

Over the last 25 years, Domani has set an international standard for high quality pottery made in Europe. Today the brand is known for its timeless materials, innovative designs and know-how. Nevertheless we would love to tell you how it all started. It's a story of dreaming big, working hard and reinventing Domani day by day to become what it is now: a brand where innovation meets tradition.

1992 - How it all started

The idea for Domani was born 25 years ago in a Flemish warehouse for deco pottery. When Gino and Bart – both working there - met, they knew they wanted to do more. They shared a passion for design and beauty and felt a hunger to take matters into their own hands. Soon they could call themselves young entrepreneurs and their passion got a name: it was called Domani.

Domani started as a small company in Ekeren, a village in Flanders. They made a business of selling different high quality pottery collections in glass and terra cotta to florists, deco shops and architects. Its first glimpse of fame in the BENELUX Domani gained at a fair in Brussels after meeting some celebrated florists.

1994 - Time to think bigger

After two years, it was time for a next step. Gino and Bart had a clear vision

of the pots they wanted to sell and what better way to achieve this than by designing them by themselves. Therefore in 1994, they started a unique collaboration with Terra Hungary, a small company in Pécs with handmade pottery.

This was an opportunity to add DomaniDNA to the pots. With respect for the traditional baking techniques and natural materials, they started playing with new models, original glazes and refreshing twists to the existing traditions. They didn't design pots for today, they designed them for tomorrow.

“THE IDEA FOR DOMANI WAS BORN 25 YEARS AGO IN A FLEMISH WAREHOUSE FOR DECO POTTERY.”

The goal was to stay fresh and ahead of what people expected, and at the same, time creating timeless designs.

1998 - Hello world

In 1998, Domani presented itself for the first time at the famous fair 'Maison et Objets' in Paris. The reactions to the products were simply amazing. What followed is a numerous list of national and international fairs like the Fuorisalone in Milan, IMM Cologne, 100% Design in Tokyo and Design Vlaanderen in Seoul. Since 1998 Domani never skipped an

edition of Maison et Objets and it became a real reference in in- and outdoor design. With contacts all over the world, they got the chance to work on unique projects with international designers.

Meanwhile they kept challenging people with new ideas and creations, like their customized zinc pots and fountains .

2014 - Expanding today to produce tomorrow

After 20 years of working together very closely, Domani decided to move a part of the company to Hungary. The warehouse and the Domani back office are now located in Pécs, next to the production. In this way they cooperate even better with the production in order to guarantee a good service for our clients. Meanwhile the Domani front office and showroom found a new home as well, in the Antwerp city center where they still are.

2018 - What's next?

As always, Domani's strategy is focused on tomorrow. Due to the success, they are taking the production to the next level. With a new, bigger warehouse and oven, they hope to speed up the production and be able to produce more, off course with respect for the artisan techniques and quality and love for the innovation they stand for.

DOMANI ATELIER

#PRODUCTION

Pécs, city of ceramic Pécs is usually presented as a multicultural city with the most unique atmosphere in Hungary. Owing to the 2000-year-old culture, Pécs has become home to many world-famous artists of various styles ranging from Impressionism to Bauhaus and Pop-art. The city's character is partly provided by the rich ceramic decorations which can be found on various facades as well as the colored, patterned roofs originating from the world-renowned Zsolnay Porcelain Manufacture, established in Pécs since 1853.

Thanks to its rich cultural past, the city of Pécs was honored with the title of European Capital of Culture in 2010.

Domani is proud to have its production installed in this flourishing city of cultural heritage as well as cultural innovation.

We have made three movies of three different collections, all presenting another technique.

The movies are a worktool for you, your team or customer. Together with a good explanation it gives an exclusive insight in the production process.

You can find them on our Facebook page www.facebook.com/domani.belgium




01.

01. The Luanda vase coming out of his mould
02. A lump of clay ready to be rolled
03. The clay getting clubbed in the mould



02.



03.



DO

The boys at work - placing the clay into the moulds



FROM RAW MATERIAL TO DOMANI PLANTER OUR CLAY PRODUCTION



We always start with the basics. Good clay is essential to what we do. When we have mixed our clay, we pump it in the clay press. there the water is removed. As a result you get big clay pancakes. In our vacuum press the pancakes are further treated into a durable and plastic basic material.

“DON'T RESORT TO IMITATION BUT RATHER LOOK FOR INSPIRATION TO FURTHER YOUR OWN CREATION IN PURSUIT OF INNOVATION”

Authenticity is one of the keywords for Domani. All our products are handmade and designed with love. For our terracotta pots, we use three different techniques: hand turned, rotated inside a mould and placed into a mould.

- 01. The raw material
- 02. Clay getting mixed
- 03. The raw material
- 04. The clay press

#LOGISTICS

From the first step in the production process, to the delivery at the client, we do our utmost to protect your favorite objects. Special wooden crates are made to keep the biggest pots safely positioned, cardboard boxes are used for the smaller pots, .. and everything is kept together with the famous red Domani tape!



DELICATE TRANSPORT

HANDLE WITH CARE



UPCOMING EVENTS

WHERE AND WHEN TO FIND US



SEPTEMBER

“HELLO SURPRISE, BYE BYE ROUTINE”

M&O Paris now offers a clearer perspective of 2 main areas: ‘maison’, where you can find us, and ‘objet’.

MAISON ET OBJET, PARIS

SAVE THE DATE

07.09.2018 - 11.09.2018

HALL 6 - I58/ J57

Dear Domani lover,

Please mark your agenda and visit us in Paris!
For this edition Domani collaborated for the look and feel of the booth with Thomas Haarmann, Designer and owner of the shop ‘Magazyn’ in Antwerp, Belgium.

Domani

X

Thomas Haarmann

OCTOBER

ORGATEC, COLOGNE

23.10.2018 - 27.10.2018

HALL 10.2 - Q011

“CULTURE@WORK”

For the first time in the Domani history we will attend Orgatec in Cologne.

Please mark your agenda again and discover us.

“ADVANCING THE WORLD OF WORK.”

COLLECTIONS

TERRA COTTA

INDEX



Waterproof

These are 100% waterproof and can be used as flower vases.



Frostproof

All our terra cotta and zinc collections are frost proof, with exception of the raku. Please note that some shapes need more care if you plant them and put them outside.



Diameter

This is the outside diameter of the pot



Height

This is the total height of the pot, from top to bottom

THE DIFFERENT TECHNIQUES



Hand turned

These are turned by hand. This makes every pot a unique piece.



Rotated inside a mould

In a rotating movement the clay is pushed by a knife into the mould. This special technique is used for the smaller models.



Placed into a mould

Here the clay is hit into the mould by hand. This technique is more suitable for bigger pots.

COLLECTIONS

Albi *

Almond

Atlantis *

Atlantis natural

Axel

Baja

Batur

Bilbao *

Cuba

Dala

Espoo

Felix

Grail

Graz

Jerba

Lava

London

Luanda

Luzon

Milos

Mumbai *

New-Delhi

Nuuk

Paris

Texel

Tupelo *

Vienna

* Discover this marked collections, something is new about them





Espoo



Atlantis Natural



Bilbao*



Dala



Albi*



Vienna



Lava Pot/Vase



Graz



Jerba



Texel



Felix

TERRA COTTA

OUR NATURAL-CLAY COLLECTIONS

* Discover this marked collections, something is new about them

Our Atlantis natural in size 60 and 80 cm.
Project by Exteria, Belgium





Atlantis



Luzon *



Mumbai *



Tupelo *



Cuba *



Batur



Axel Pot



Baja



London



Luanda



Atlantis*



Milos



Paris



Nuuk

TERRA COTTA

OUR GLAZED COLLECTIONS

* Discover this marked collections, something is new about them

A few colores of our Axel, lined up at 't Kiel in Antwerp by architect Renaat Bream.



PLACED INTO A MOULD

FIRST TECHNIQUE OUT OF THREE



Placed into a mould

Here the clay is hit into the mould by hand.
This technique is more suitable for bigger pots.

Our big pots are placed into the mould.

We receive the clay from our own clay department, after all it all starts with the good basics. The lumps of clay are getting rolled until they are flat enough, the result are pieces with a thickness of around 3 centimeters. These pieces are hit into the mould, it needs a lot of detailing to make sure that the inner surface is clean and the edges are properly done.


Once this is done the pot will start his drying process, and that process begins inside his mould. This is beautifully illustrated on picture number 02., the clay loses water during this drying whereby the pot shrinks.

The during of this process depends on the size of the pot and the type of the clay that was used. This varies from five to fourteen days and even longer.

Once the pot is dry enough, the mould gets removed gently.

Check out the production movie of the Dala vase on our Facebook page www.facebook.com/domani.belgium or on our website, and discover how it is made.

01. Arranging clay in the mould
02. During the drying process, the pots will shrink in their mould
03. The pots are drying in their mould
04. The mould gets removed gently






05. After removing the mould the pots need some serious cleaning and surface finishing

Now it is time to perfect the surface. Like you can see on the previous picture a mould exists out of different parts, these parts leave marks on the surface that need to be removed by hand, in order to make the pot look polished and clean.




06. The pots are drying without mould

After the cleaning a second round of drying starts, this time without the mould. It is very important that the pots are completely dry before going into the oven, this to decrease the chance of cracking.



07. If a collection needs to be glazed, this is the moment!

If a pot needs to be glazed, that will be the next step in the process, afterwards he is ready to get baked in the oven for a couple of days.



08. After glazing they are ready to get burned for a few days in the oven

After the cooling down they are ready to go to our logistic-department. Special wooden crates are made to keep the biggest pots safely positioned, cardboard boxes are used for the smaller pots,.. and everything is kept together with the famous red Domani tape.

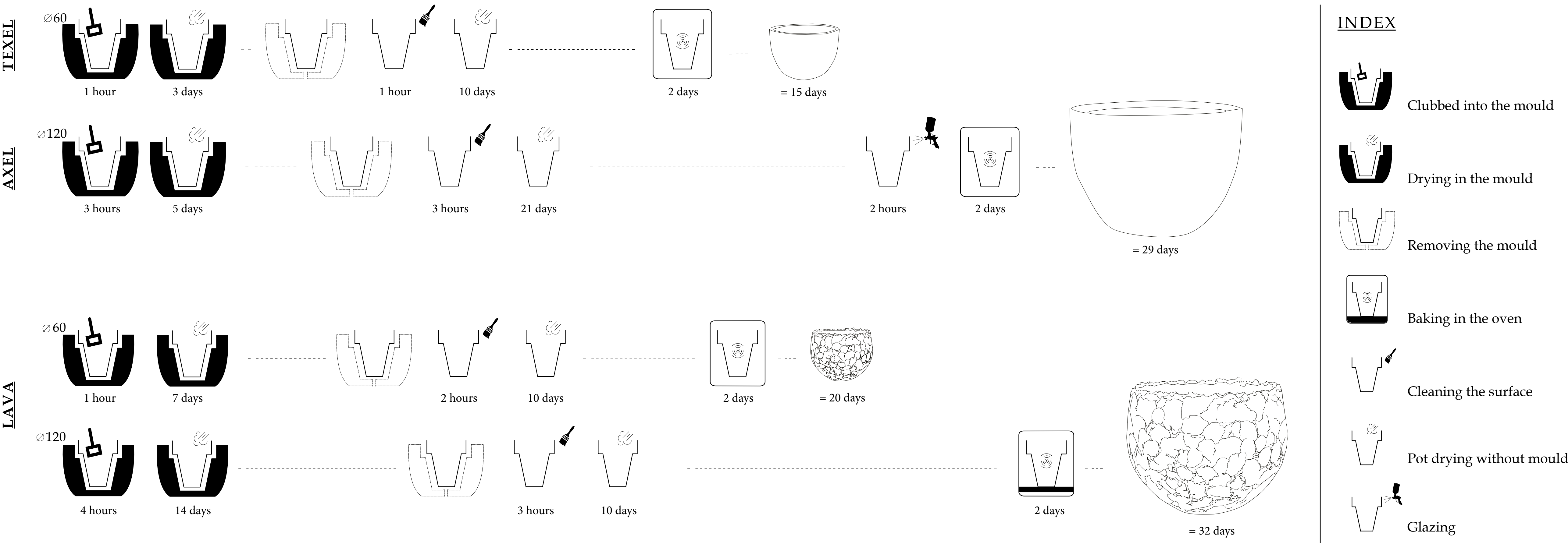
Let the journey start!

PLACED INTO A MOULD

PRODUCTION TIME LINE

This production time line will give you an impression of how long it approximately takes to produce a pot or vase and which steps have to be taken.

On our website or Facebook page you can find a production movie of the Dala pot. In this movie you will also see all the steps and handwork.






Detailing the edges after clubbing the clay into the mould



ALBI
TERRA COTTA



* NEW COLLECTION | FW



TALP60 *
Ø 60 x ↓ 52 cm
43 kg
packing by 1

TALP80 *
Ø 80 x ↓ 76 cm
76 kg
packing by 1


COLOUR



Beige



Purple



Green

TERRA COTTA



A COLLABORATION BETWEEN DOMANI AND PAUL ODEKERKEN

As a fruit of their previous collaborations, the Limited collection was born. Paul's craftsmanship and Domani's artistic view resulted in an exclusive collection. Buying a work of the Limited collection is buying a piece of art.

The pots are hand-made and unique. The finishings are pure luxury.

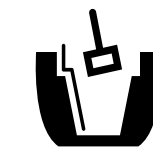


The Almond coupe with a gold leaf finishing

TERRA COTTA - LIMITED

ALMOND

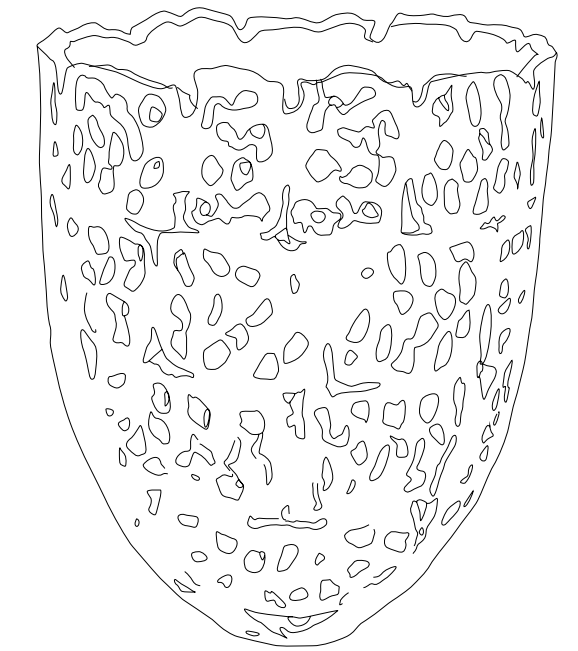
LIMITED - TERRA COTTA



ALMOND POT
Ø 76 x ↓ 76 cm
40 kg
packing by 1



ALMOND COUPE
85 x 66 x ↓ 54 cm
50 kg
packing by 1



ALMOND VASE
Ø 80 x ↓ 100 cm
172 kg
packing by 1

COLOUR



Gold leaves




Silver leaves



The Atlantis TAOP80 in black metallic in front of the fireplace, Ghent

ATLANTIS

TERRA COTTA



The ribbled surface of the Atlantis pot is made by imprinting metal plates.

The ceramic is glazed and baked on a specific temperature in a ceramic oven, different from the terracotta-oven. Because of the special shape of these pots, the planters need to be planted in a specific way if you want to use them outdoors during wintertime.

TERRA COTTA

* NEW COLORS | FW



TAOP80
80 x 70 x \downarrow 44 cm
60 kg
packing by 1




TAPO15
 \varnothing 15 x \downarrow 13 cm
1 kg
packing by 6

TAPO58
 \varnothing 58 x \downarrow 43 cm
35 kg
packing by 1

TAPO78
 \varnothing 78 x \downarrow 58 cm
51 kg
packing by 1

COLOUR




Black
metallic



Bronze *



ATLANTIS
TERRA COTTA



TAOP60
Ø 60 x ↓ 34 cm
30 kg
packing by 1


TAOP80
Ø 80 x ↓ 44 cm
55 kg
packing by 1

TAOP120
Ø 120 x ↓ 58 cm
118 kg
packing by 1

COLOUR



Natural
red



Natural
white



Natural
black



Natural
grey

The Atlantis TAOP60 and TAOP80 in natural grey and natural black

TERRA COTTA



A POT FOR EVERY SEASON

THE AXEL COLLECTION

Aficionados of flowers and plants live according to the rhythm of nature. Moreover they enjoy the charm of every season. Domani joins in this rhythm with the pure Axel indoor and outdoor pot. Its natural colours follow the palette of every season. Axel pots are coloured with silt by 'angoben'. They did not 'glaze' during baking. The result is the beautiful matt colour.



AXEL

TERRA COTTA



Its pure shape and various sizes turned this pot into an instant classic for in- and outdoor use. The colour palette will inspire you in every season, be it in spring with flowers, and in winter without plants. Axel pots are coloured with a coloured silt by 'angoben' with the special property not to 'glaze' during baking. The result is the beautiful matte colour.



TAXV110
 Ø 45 x ↓ 110 cm
 60 kg
 packing by 1

TAXV100
 Ø 80 x ↓ 100 cm
 150 kg
 packing by 1

TAXV120
 Ø 100 x ↓ 120 cm
 168 kg
 packing by 1



TAXP50
 Ø 50 x ↓ 36 cm
 30 kg
 packing by 1

TAXP60
 Ø 60 x ↓ 45 cm
 40 kg
 packing by 1

TAXP70
 Ø 72 x ↓ 50 cm
 60 kg
 packing by 1

TAXP100
 Ø 100 x ↓ 78 cm
 100 kg
 packing by 1

TAXP120
 Ø 120 x ↓ 87 cm
 168 kg

COLOUR



Yellow



Orange



Pink




Red



Blue



Green



Grey-black



PLAYFUL BY NATURE

THE BAJA COLLECTION

With Baja Domani wanted to catch the essence of nature and its organic forms. the organic reality is complex and playful in lines, shapes and textures. Our design fits this unpredictability like a glove. It offers the perfect terra cotta solution when looking for a striking and playful accessory in- and outdoors.






The Baja TBJP60 in gold leaves

BAJA

TERRA COTTA



Influenced by nature and its organic forms, Baja highlights nature's aesthetic dimension. The collection refers to the complexity and the playfulness of the organic reality with their irregular and playful lines, shape and texture. It offers the perfect terra cotta solution when looking for a striking and playful accessory in- and outdoors.

TERRA COTTA




TBJP60
Ø 60 x ↓ 46 cm
40 kg
packing by 1

COLOUR



White



Black



Brown



Gold
leaves



EYE CATCHER

BEATEN INTO SHAPE

At Domani we have a huge respect for our craftsmen. For the Batur collection they personalize their work in a unique way. The typical patterns on each pot are imprints of the craftsmen's knuckles, and they make each pot stand on itself.






The Batur TBP77 in black metallic

TERRA COTTA

BATUR
TERRA COTTA



TBP45
Ø 44 x ↓ 40 cm
opening Ø 23 cm
30 kg
packing by 1



TBP55
Ø 55 x ↓ 52 cm
opening Ø 29 cm
40 kg
packing by 1

TBP65
Ø 60 x ↓ 57 cm
opening Ø 33 cm
50 kg
packing by 1

TBP77
Ø 70 x ↓ 66 cm
opening Ø 38 cm
80 kg
packing by 1

TBSTONE55
55 x 40 x ↓ 32 cm
30 kg
packing by 1

TBSTONE70
70 x 55 x ↓ 44 cm
50 kg
packing by 1



TBV120
opening Ø 29 cm
Ø 48 x ↓ 120 cm
100 kg
packing by 1

COLOUR



Black
metallic



Silver





DO

With this fists, we beat the Batur into shape

TERRA COTTA



LOOKING THROUGH A KALEIDOSCOPE

THE DIFFERENT SIDES OF THE BILBAO COLLECTION

An elegant Domani planter, the headquarters of the Basque Health Department, the Guggenheim museum in Bilbao, ... They have one thing in common: their design meets origami, the Japanese art of paper folding. Domani developed a pot with irregular planes, creating a tension between the fragility of the fragmented form and the robust terra cotta. Like a cubist painting each pot looks different depending on your point of view. The pot becomes an ever changing kaleidoscope.




The Bilbao TPB75 in natural white

TERRA COTTA

BILBAO

TERRA COTTA



* NEW SIZE | FW



TPB60
Ø 60 x ∓ 45 cm
34 kg
packing by 1

TPB75
Ø 75 x ∓ 55 cm
47 kg
packing by 1

TPB100 *
Ø 100 x ∓ 71 cm
104 kg
packing by 1

COLOUR



Natural
red



Natural
white



Natural
black



Natural
grey

THE CUBAN RHYTHMS


OUR CUBA COLLECTION

The Caribbean's most fascinating country: a heady mix of faded Spanish colonial cities, sputtering Fifties Cadillacs, wonderful live music, world-class cigars and an arcane communist system. Cuba in/as a plate, discover our colorful collection, detailed with gold leaves.



The Cuba TCUS23 in blue and gold leaves

CUBA
TERRA COTTA



1. TCUS15
 Ø 15 x ↓ 9 cm
 0,6 kg
 packing by 8

2. TCUS17
 Ø 17 x ↓ 6 cm
 0,6 kg
 packing by 6

TCUV12
 Ø 11 x ↓ 12 cm
 0,3 kg
 packing by 6

3. TCUS23
 Ø 23 x ↓ 5 cm
 0,7 kg
 packing by 4

TCUV16
 Ø 11 x ↓ 16 cm
 0,5 kg
 packing by 6

COLOUR



Pink



Mint
blue



White



Gold
leaves



THE RHYTHM OF NATURE

OUR DALA COLLECTION

The lines on the surface of the Dala outdoor pot create a natural rhythmic play. Our craftsmen used a special technique in order to make this pot fit for the rhythm of nature. They used our own high quality clay with a kaolin basis. While baking, the clay will coalesce, making the absorption of water nearly impossible. Our terra cotta pottery absorbs no more than 3 - 4% of water, making our potteries guaranteed frost proof.



The Dala TDP75 in natural black

TERRA COTTA

DALA
TERRA COTTA



TDP60
Ø 60 x ∅ 64 cm
50 kg
packing by 1

TDP75
Ø 75 x ∅ 80 cm
80 kg
packing by 1

TDV110
Ø 80 x ∅ 110 cm
117 kg
packing by 1

TDV135
Ø 85 x ∅ 135 cm
136 kg
packing by 1

COLOUR



Natural
red



Natural
white



Natural
black




Natural
grey





ESPOO
TERRA COTTA



The Espoo TEP30 in natural black and natural white

TERRA COTTA



TEP20
Ø 20 x ↓ 18 cm
3,5 kg
packing by 4

TEP30
Ø 30 x ↓ 26 cm
10,5 kg
packing by 2

TEP40
Ø 40 x ↓ 35 cm
15 kg
packing by 1

COLOUR



Natural
red



Natural
white



Natural
black



Natural
grey



The image features two handcrafted pots from the Felix Collection. The pot on the left is filled with white flowers and green foliage, while the pot on the right is filled with green foliage. Both pots are made of dark, textured material with intricate, organic patterns. The background is dark, and the lighting highlights the textures of the pots and the plants. A blurred figure of a person is visible in the center background.

SCULPTURED LEAVES

OUR FELIX COLLECTION


Leaves have a fascinating organic structure, which our craftsmen transformed into sculptures. In their design they respected the force of organic growth: they used different materials for each pot. This is why no two pots are identical, a celebration of the diversity and unpredictability of nature.



The FELIX FAC50 in natural

FELIX

TERRA COTTA



MARKED BY MINERALS

The irregular shape of our Felix pottery reflects the unpredictable material that makes this collection stand out. Each earthenware pot has a specific character because different minerals were used.



FAC
Ø 17 x ↓ 21 cm
4 kg
packing by 1

FAC50
Ø 55 x ↓ 45 cm
35 kg
packing by 1

FAC80
Ø 80 x ↓ 72 cm
130 kg
packing by 1

COLOUR



Natural

LIMITED
OUR GRAIL COLLECTION

DO






The Grail

TERRA COTTA

GRAIL
LIMITED - TERRA COTTA



GRAIL
Ø 70 x ↓ 38 cm
20 kg
packing by 1

COLOUR



Gold
leaves




Silver
leaves





GRAZ
TERRA COTTA



TGZP50	TGZP90
∅ 48 x ∓ 44 cm	∅ 88 x ∓ 69 cm
20 kg	100kg
packing by 1	packing by 1

TGZP60	TGZP100
∅ 58 x ∓ 50 cm	∅ 98 x ∓ 80 cm
30 kg	140 kg
packing by 1	packing by 1

TGZP70	TGZP120
∅ 68 x ∓ 60 cm	∅ 118 x ∓ 98 cm
50 kg	200 kg
packing by 1	packing by 1

COLOUR



Natural
red



Natural
white



Natural
black



Natural
grey

The Graz TGZP70 in natural white

TERRA COTTA





SHARING DIFFERENCE

OUR JERBA COLLECTION

Our Jerba pottery has one thing in common: difference. Their irregular shape is unpredictable. For each earthen ware vase different minerals are used. The result has a definite ancient feel, as if each vase was sculpted by time.



The Jerba JRL110 in natural

JERBA
TERRA COTTA



MARKED BY MINERALS

The irregular shape of our Felix pottery reflects the unpredictable material that makes this collection stand out. Each earthenware pot has a specific character because different minerals were used.



JRL58
Ø 36 x ↓ 58 cm
opening Ø 25 cm
20 kg
packing by 1

JRL110
Ø 60 x ↓ 110 cm
opening Ø 36 cm
60 kg
packing by 1



JRB55
Ø 53 x ↓ 55 cm
opening Ø 30 cm
35 kg
packing by 1

JRB20
Ø 19 x ↓ 20 cm
opening Ø 12 cm
2 kg
packing by 1

JRB28
Ø 24 x ↓ 28 cm
opening Ø 16,5 cm
4 kg
packing by 1

JRB80
Ø 80 x ↓ 80 cm
opening Ø 39 cm
70 kg
packing by 1

JRB35
Ø 30 x ↓ 35 cm
opening Ø 21 cm
12 kg
packing by 1

COLOUR



Natural


THE SHAPE OF THINGS TO COME
OUR LAVA COLLECTION

With our Lava collection we try to catch the power of creation. For many of our designs we start from different elements which we bring together in a pure form. With lava the material takes over. Seemingly random terra cotta elements appear to organically grow into pots of different shapes. When you look closely you discover the natural structure of the pots. The next time you look you may discover something different.



LAVA

TERRA COTTA



These big pots seem composed by random terra cotta elements, but when you take a closer look, their structure will change into a system, the rhythm of nature... This dynamic collection comes in different shapes.



TLAV115
 Ø 47 x ↓ 115 cm
 65 kg
 packing by 1



TLAP50
 Ø 50 x ↓ 35 cm
 25 kg
 packing by 1

TLAP100
 Ø 100 x ↓ 80 cm
 95 kg
 packing by 1

TLAP60
 Ø 62 x ↓ 47 cm
 35 kg
 packing by 1

TLAP120
 Ø 120 x ↓ 90 cm
 130 kg
 packing by 1

TLAP80
 Ø 73 x ↓ 53 cm
 60 kg
 packing by 1

COLOUR




Natural

THE GLOW OF THE CITY

OUR LONDON COLLECTION


Revolutionary music, English eccentricity, history and tradition... They all give London a unique sheen. Domani captured this unique glow by using a special pigment during the production of these classic pots. As a result the glazed terra cotta pot reflects the attraction of a city that never comes to a standstill.





LONDON

TERRA COTTA



The London collection brings you durable pottery in glazed terracotta. London pots are outstanding because a special pigment or surface treatment is used during production. These classic pots for indoor and outdoor use are striking in their use of natural colours and pure shapes.




TLO1	TLO4
∅ 47 x ∓ 47 cm	∅ 78 x ∓ 78 cm
20 kg	75 kg
packing by 1	packing by 1

TLO2	TLO5
∅ 56 x ∓ 56 cm	∅ 93 x ∓ 90 cm
30 kg	120 kg
packing by 1	packing by 1

TLO3
∅ 65 x ∓ 65 cm
45 kg
packing by 1

COLOUR



Black



Full white




Red

READING HISTORY

OUR LUANDA COLLECTION

Old trees remind us of the passing of time and history. We are fascinated by how they adapt to time, soil and weather conditions. Yet their trunks bear the marks of their evolution. domani captured this richness with the Luanda collection. The pots are textured and their deep colours are very natural. The design breathes simplicity and strenght.





The Luanda OLP2 in metallic black

TERRA COTTA

LUANDA

TERRA COTTA



OLV1
 Ø 46 x ↓ 70 cm
 40 kg
 packing by 1

OLV110
 Ø 60 x ↓ 110 cm
 75 kg
 packing by 1

OLP135
 Ø 83 x ↓ 135 cm
 135 kg
 packing by 1



OLP1
 Ø 43 x ↓ 44 cm
 25 kg
 packing by 1

OLP2
 Ø 60 x ↓ 64 cm
 60 kg
 packing by 1

OLP3
 Ø 74 x ↓ 80 cm
 90 kg
 packing by 1

COLOUR



Black metallic



Bronze





The Luzon vases TLFV24, 30 and 40

TERRA COTTA

LUZON
TERRA COTTA



*NEW COLORS | FW



TLFV24
Ø 19 x ↓ 24 cm
2 kg
packing by 2

TLFV30
Ø 22 x ↓ 30 cm
2 kg
packing by 1

TLFV40
Ø 22 x ↓ 40 cm
4 kg
packing by 1



TLFP21
Ø 21 x ↓ 16,5 cm
2 kg
packing by 2

TLFB25
Ø 25 x ↓ 21 cm
3 kg
packing by 1

COLOUR



Metal green*



Metal art*



Frosted dark grey



Frosted dark blue



Frosted dark green

FINGERS IMPRINTED


OUR MILOS COLLECTION

The Milos collection is modelled by leaving extra finger imprints on the clay while the pot is turning during production. The unique sense of naturalness is intensified during the drying process. By using the coloured silt by 'angoben', known for not glazing during baking, the result is a beautiful satin finish.





MILOS
TERRA COTTA



TMIP50
Ø 50 x ↓ 40 cm
30 kg
packing by 1

TMIP60
Ø 60 x ↓ 47 cm
40kg
packing by 1

TMIP80
Ø 80 x ↓ 62 cm
70 kg
packing by 1

TMIP110
Ø 110 x ↓ 78cm
150 kg
packing by 1

COLOUR



Black



White



Brown



The Mumbai TMUP22 in white is your perfect flower vase

TERRA COTTA

MUMBAI

TERRA COTTA



* NEW SIZE AND COLOR | FW



TMUP 18
 Ø 18 x ↓ 21 cm
 1,7 kg
 packing by 4



TMUV62
 Ø 26 x ↓ 62 cm
 10 kg
 packing by 1


TMUP22
 Ø 22 x ↓ 26 cm
 3,3 kg
 packing by 4

TMUP50 *
 Ø 48 x ↓ 53 cm
 19 kg
 packing by 1

TMUV72
 Ø 28 x ↓ 72 cm
 14 kg
 packing by 1

TMUP27
 Ø 27 x ↓ 31 cm
 5 kg
 packing by 2

COLOUR



Copper
black



Matt
bronze



Mint
blue



White



Pink *

* Delivered with felt tips



The TNP60 in natural black & white

TERRA COTTA

NARA
TERRA COTTA



TNP60
Ø 60 x ↓ 64 cm
55 kg
packing by 1

COLOUR



Natural
black &
grey



Natural
grey &
white

All our ceramic pots are delivered with felt tips






The Nuuk TPN110 in metal art

TERRA COTTA

NUUK
TERRA COTTA



Everything about Nuuk is grand, its shape, its size, its glaze. Our Nuuk planter will surprise you just as the beautiful city Nuuk in Greenland surprises most of its visitors. Surrounded by immense nature, Nuuk is filled with vibrant Greenlanders leading fascinating lives of old traditions, modern twists, and diverse influences.



TPN50
∅ 50 x ∓ 40 cm
30 kg
packing by 1

TPN110
∅ 110 x ∓ 78 cm
150 kg
packing by 1

TNP60
∅ 60 x ∓ 47 cm
40kg
packing by 1

TPN150
∅ 150 x ∓ 110 cm
265 kg
packing by 1

TPN80
∅ 80 x ∓ 62 cm
70 kg
packing by 1


COLOUR



Metal art



Raspberry red



Lemon yellow



White



Forest green



Mint green






The Paris TPVB80 in natural grey

PARIS

TERRA COTTA



Probably one of the most popular cities in the world. Everything about this city is inspiring... its gastronomy, haute couture, painting, literature, architecture, history, secrets...

Our new Paris collection has especially been inspired by the Beautiful Iron Lady, the Eiffel tower that looks over her amazing city of lights.



TPV80
 Ø 55 x ↓ 80 cm
 65 kg
 packing by 1

TPV120
 Ø 40 x ↓ 120 cm
 75 kg
 packing by 1

TPV140
 Ø 57 x ↓ 140 cm
 100 kg
 packing by 1



TPVB80
 Ø 55 x ↓ 80 cm
 65 kg
 packing by 1

TPVB120
 Ø 40 x ↓ 120 cm
 75 kg
 packing by 1

TPVB140
 Ø 57 x ↓ 140 cm
 100 kg
 packing by 1

COLOUR




Metal art

COLOUR



Natural red



Natural white



Natural black



Natural grey






Three in a row, our texel pot in natural grey

TEXEL

TERRA COTTA



Simple and timeless are two words that describe the Texel collection. If you are looking for textured terra cotta in natural colors and different sizes to display your plants, this instant-classic is very suitable for indoor and outdoor use. Its timeless design will fit in anywhere, from the most relaxed to the most luxurious of settings.



TAXVZR110
 Ø 45 x ↓ 110 cm
 60 kg
 packing by 1

TAXVZR100
 Ø 80 x ↓ 100 cm
 100 kg
 packing by 1

TAXVZR120
 Ø 100 x ↓ 120 cm
 168 kg
 packing by 1

TAXPZR50
 Ø 50 x ↓ 36 cm
 30 kg
 packing by 1

TAXPZR60
 Ø 60 x ↓ 45 cm
 40 kg
 packing by 1

TAXPZR70
 Ø 70 x ↓ 50 cm
 50 kg
 packing by 1

TAXPZR85
 Ø 85 x ↓ 63 cm
 85 kg
 packing by 1

TAXPZR100
 Ø 100 x ↓ 78 cm
 100 kg
 packing by 1

TAXPZR120
 Ø 120 x ↓ 87 cm
 170 kg
 packing by 1

COLOUR



Natural red



Natural white



Natural black




Natural grey



TUPELO

TERRA COTTA



* NEW COLLECTION | FW



TTL-M/G44
Ø 16 x ∓ 44 cm
border height:
4 kg
packing by 1

TTM-M/G44
Ø 16 x ∓ 44 cm
border height:
4 kg
packing by 1

TTH-M/G44
Ø 16 x ∓ 44 cm
border height:
4 kg
packing by 1

COLOUR



Green



White



Purple

Our purple Tupelo's, combined with pink Mumbai pots.

TERRA COTTA

M: matt glaze under | G: shiny glaze under

A DATE WITH HISTORY

OUR VIENNA COLLECTION

Vienna is a city with a rich history. Unique architecture, the house of Sigmund Freud and Mozart's music are just some of the highlights. Our designers catch this layered historic atmosphere by using strips of clay for a quirky collection with a touch of mystery. Robust, black and yet exclusive.






The Vienna planter with diameter 80cm in black-black

TERRA COTTA

VIENNA

TERRA COTTA



With its baroque streetscapes, imperial palaces, winding cobbled lanes, sweet Kaffeehäuser (where they serve delicious Sachertorte) and cosy woodpaneled Beisl, Vienna is steeped in history. Yet it's also at the cutting edge of design, architecture, and contemporary art. This perfectly reflects our collection Vienna that looks at the same time new and old.



TVIP50
Ø 50 x ↓ 35 cm
31 kg
packing by 1

TVIP60
Ø 60 x ↓ 47 cm
54 kg
packing by 1

TVIP80
Ø 73 x ↓ 53 cm
80 kg
packing by 1

TVIP110
Ø 110 x ↓ 78 cm
190 kg
packing by 1

COLOUR



Black
black



PLANTING ADVISE

HOW TO PLANT YOUR FAVORITE DOMANI POT | OUTDOOR

TERRA COTTA

Always ensure a good water drainage. Too much water can drown the plants.

From the moment the ground is saturated, the extra water needs to be able to flow away. Hydrograins at the bottom of the pots will ensure a good drainage.

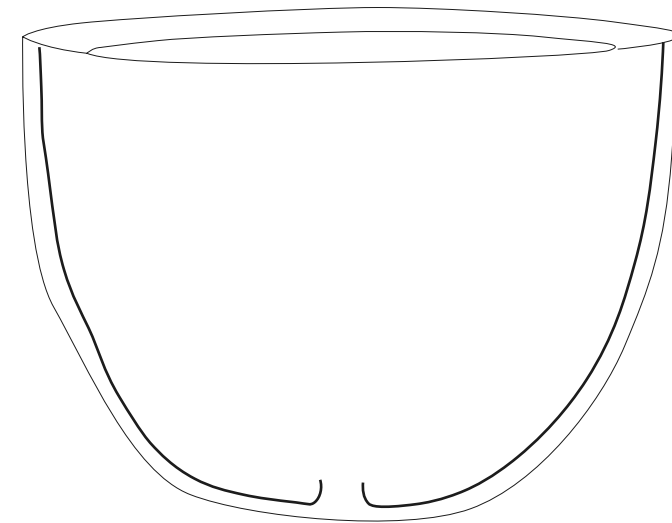
Retaining water in the pots helps avoiding dehydration in dry periods. This can be achieved by providing an overflow pipe, that creates a small layer of water in the bottom of the pot. If there is too much water, it will automatically drain through the nozzle.

Outdoor pots have a drainage hole in the bottom and are delivered with rubber feet. Place the rubber feet under the pot to be sure the water can move along the pot.

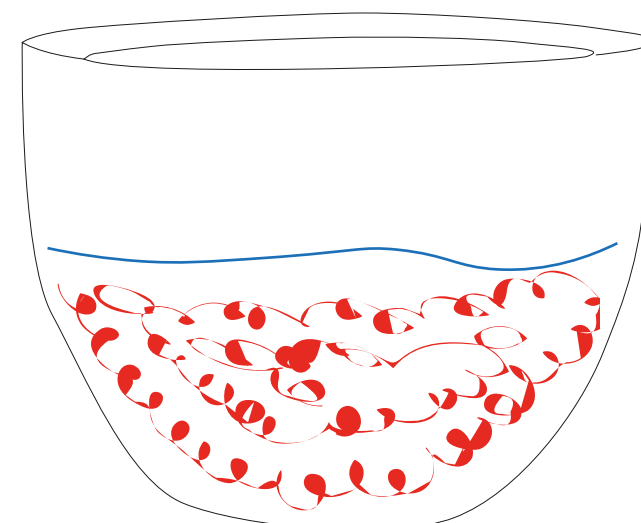
ZINC

Our zinc planters can be planted in the same way as the terra cotta outdoor collections. It is not necessary to use a pond foil in the zinc planters.


ATTENTION: make sure that the drainage hole, located on the side of the planter, is not blocked.



Place the pond foil inside the pot, make an opening of 4cm near the drainage opening.



Pour a first layer of pot shards or hydrograins, fill the pot about 1/3 to half. Put a root cloth on top.



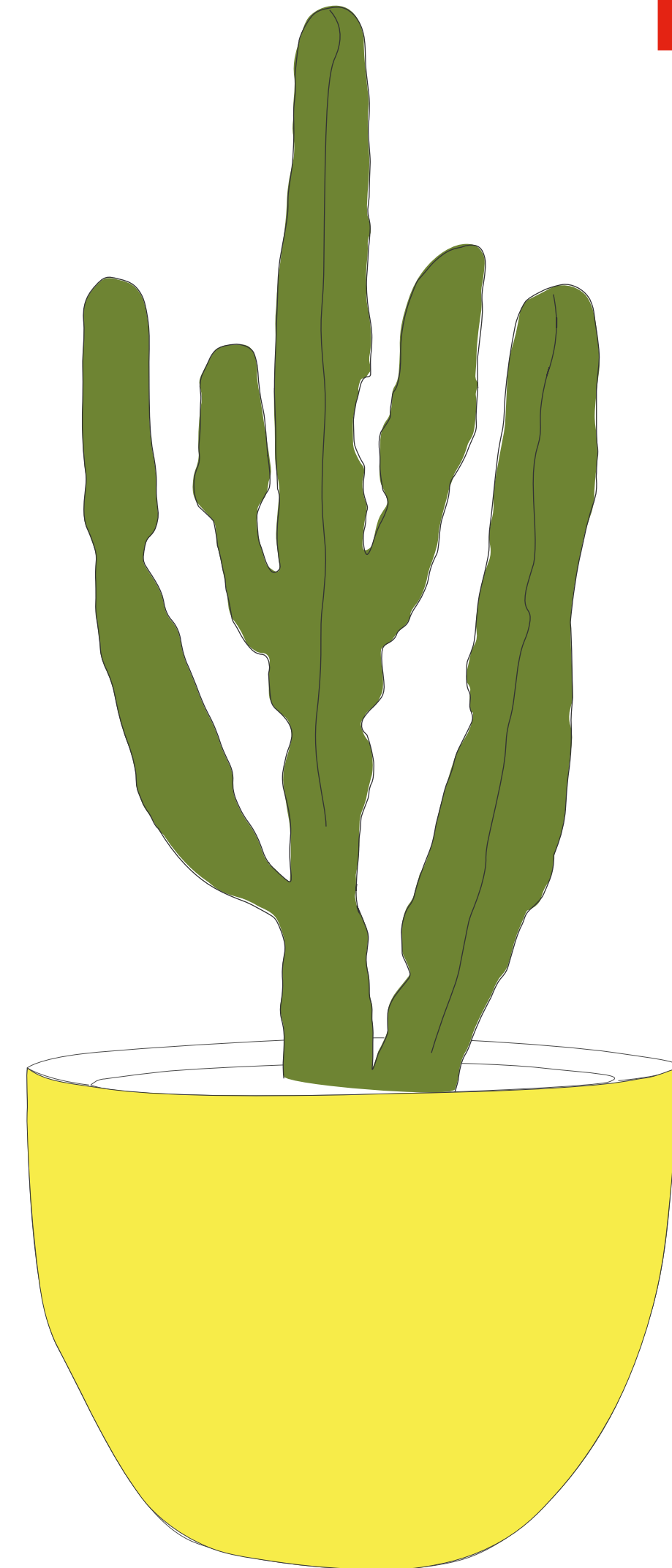
Add a layer of potting soil on top of the root cloth, place the plant on top of it. The top of the root ball should remain two fingers below the edge. Remove some soil or fill it to get the right level.

Once the level is correct, fill the space around the root ball with potting soil. Do not press it too hard.

EXTRA: you can always replace the potting soil with hydrograins.

TIP: rinse the hydrograins carefully with clean water before using them.

▶ All outdoor pots have a drainage hole and are delivered with rubber feet.





DO

The Axel TAXP100 in red

TERRA COTTA

DOMANI RAKU

THE PRODUCTION PROCESS

A Japanese tradition kept alive in Europe

The raku pots in terra cotta have a timeless appeal. They are crafted with the raku method, a traditional baking technique which first saw the light in the 16th century in Japan. Ever since, the distinct raku glazing has never been imitated.

The traditional technique and carefully selected clay lend these collections their trademark crackle.

All collections offer a wide range of warm colours and authentic shapes.

The raku process is exciting, though it begins in the usual ceramic way, it ends quite differently.

The bisqued pieces (pre-fired once for durable surface) are decorated with stains, engobes, resist, or textural treatments but some surface

is often left unglazed to turn matte black at the end of this smoky firing process.

Compared to other types of ceramic firing, the raku kiln temperature is low-fired and only reaches about 900 to 1000°C. This first step in the firing is finished in about an hour or less. Once the pieces are glowing orange, they are removed from the hot kiln

immediately. Red hot pieces are then thrust directly into a container of combustible materials such as saw dust, newspapers or dried plant debris exploding the contents into flames and smoke.

Very quickly the fire is extinguished by throwing a lid on top of the flames to such out any available oxygen. Shortly, the lack of oxygen causes a dynamic alteration in chemistry appearance.

This dramatic change in the surface produces the wonderful metallic colours raku is known for. The vessels are allowed to remain in their air-tight nest of ashes until the glaze sets up completely.

The pot is sometimes dropped directly into cold water sizzling like crazy or hosed off sending up a vapor of steam for the purpose of creating an oxidizing effect.

This freezes the molten state of the glaze. Larger vessels must be cooled much more slowly to keep them from cracking.

01. Glazing



INDEX



Waterproof

These are 100% waterproof and can be used as flower vases.



Frostproof

All our terra cotta and zinc collections are frost proof, with exception of the raku. Please note that some shapes need more care if you plant them and put them outside.



Diameter

This is the outside diameter of the pot



Height

This is the total height of the pot, from top to bottom

COLLECTIONS

Amsterdam
Caracas
Kobe
Kohala
Lund
Minsk

THE DIFFERENT TECHNIQUES



Hand turned

These are turned by hand. This makes every pot a unique piece.



Rotated inside a mould

In a rotating movement the clay is pushed by a knife into the mould. This special technique is used for the smaller models.



Placed into a mould

Here the clay is hit into the mould by hand. This technique is more suitable for bigger pots.



Caracas



Amsterdam



Kohala



Kobe



Lund



Minsk Pot



Minsk Vase


RAKU METHOD

A JAPANESE TRADITION KEPT ALIVE IN EUROPE


RAKU COLOURS



White



Grey



Yellow



Red



Pink



China green



Forest green



Metallic turquoise



Black

*Our terra cotta raku collections are available in the following nine glazes, except for the Amsterdam-collection

TERRA COTTA - RAKU



HAND TURNING

SECOND TECHNIQUE OUT OF THREE




Hand placed
These are turned by hand.
This makes every pot a unique piece.

Since it requires a lot of skill and training to master this technique, all our hand turned products are made by one artist. After trowing a ball of soft clay on the pottery wheel, he squeezes and pulls the clay gently upwards and outwards into a hollow shape.

Interesting is that with this technique no two pots are exactly the same.

Check out the production movie of the Kohala vase on our Facebook page www.facebook.com/domani.belgium or on our website, and discover how it is made.





The Amsterdam TAMP28 in blue glaze

TERRA COTTA - RAKU

AMSTERDAM

TERRA COTTA



TAMP 22
Ø 17 x ↓ 22cm
1,5kg
packing by 1

TAMP 28
Ø 22 x ↓ 28cm
2,7kg
packing by 1

COLOUR



Yellow



Brown



Blue

* All our ceramic pots are delivered with felt tips





TAMP22 and TAMP28 in blue and brown



The Caracas TCAV28 in metallic turquoise

TERRA COTTA - RAKU

CARACAS

TERRA COTTA



TCAV28
 Ø 21 x ↓ 28cm
 3kg
 packing by 1




TCAP21
 Ø 21 x ↓ 21cm
 2,2kg
 packing by 1


COLOUR




White



Grey



Yellow



Red



Pink




China green



Forest green



Metallic turquoise



Black

* All our ceramic pots are delivered with felt tips







KOBE
TERRA COTTA



TKV13
Ø 13,5 x ↑ 13,5 cm
0,9 kg
packing by 6




TKP13
Ø 13,5 x ↑ 10 cm
0,8 kg
packing by 6

COLOUR




White



Grey



Yellow



Red




Pink




China green



Forest green



Metallic turquoise



Black

The Kobe TKP13 en TKV13 in china green and metallic turquoise

TERRA COTTA - RAKU

* All our ceramic pots are delivered with felt tips



The Kohala TKOV52 in metallic turquoise

TERRA COTTA - RAKU

KOHALA

TERRA COTTA



TKOV52
 ∅ 25 x ∓ 52 cm
 opening ∅ 30-33 cm
 8 kg
 packing by 1



TKOP25
 ∅ 33 x ∓ 25 cm
 opening ∅ 27-31 cm
 6 kg
 packing by 1




TKOS45
 ∅ 45 cm
 5 kg
 packing by 1

TKOS55
 ∅ 55 cm
 11 kg
 packing by 1

COLOUR




White



Grey



Yellow



Red



Pink




China green



Forest green



Metallic turquoise



Black

* All our ceramic pots are delivered with felt tips



The Lund TLUV32 in white at Tinsel, Antwerp

LUND
TERRA COTTA



TERRA COTTA - RAKU



TLUV24
∅ 24 x ∓ 21cm
opening ∅ 13,5 cm
3,5 kg
packing by 1



TLUP24
∅ 24 x ∓ 17 cm
opening ∅ 20 cm
3 kg
packing by 1


TLUV32
∅ 32 x ∓ 30 cm
opening ∅ 18,5 cm
6 kg
packing by 1

TLUP32
∅ 32x ∓ 26 cm
opening ∅ 25 cm
5,5 kg
packing by 1

COLOUR




White



Grey



Yellow



Red




Pink



China
green



Forest
green



Metallic
turquoise



Black

* All our ceramic pots are delivered with felt tips





TLUV32 in white

TERRA COTTA - RAKU



The Minsk TMBH16 and TMBH 26 in red and orange

TERRA COTTA - RAKU

MINSK
TERRA COTTA



TMVH24
Ø 15 x ↓ 24 cm
1,9 kg
packing by 2

TMVH31
Ø 18 x ↓ 31 cm
4 kg
packing by 1

TMVH40
Ø 22 x ↓ 40 cm
6,5 kg
packing by 1



TMBH16
Ø 16 x ↓ 16 cm
1,5 kg
packing by 4

TMBH20
Ø 20 x ↓ 20 cm
2,5 kg
packing by 1


TMBH26
Ø 28 x ↓ 26 cm
4,5 kg
packing by 1

TMBH35
Ø 32 x ↓ 35 cm
10 kg
packing by 1

COLOUR



White



Grey



Yellow



Red




Pink




China green



Forest green



Metallic turquoise



Black

* All our ceramic pots are delivered with felt tips

ROTATED INSIDE A MOULD

THIRD TECHNIQUE OUT OF THREE



Rotated inside a mould

In a rotating movement the clay is pushed by a knife into the mould. This special technique is used for the smaller models.

Check out the production movie of the Minsk on our website or our Facebook page: www.facebook.com/domani.belgium

A different technique is to rotate the clay into the mould, we use this technique for our smaller terracotta collections.

The pictures below show the different steps of this process. The drying and baking process of these pots is similar to the pots that are clubbed into a mould, the main difference is the way the clay is applied.

For this technique, we put a lump of clay in the mould and position it under a knife. As the first picture shows, the mould is placed on a rotating platform, the knife goes into the rotating mould. This way, the knife pushes the clay against the mould to shape the pot. When it has the right thickness, it is time to let the pot dry in the mould. when the clay is dry enough we will remove the mould. As you can see on the third picture, the mould leaves visible marks that will have to be removed.

The rest of the process is similar to the one shown for the pots 'clubbed into the mould'.

01. A lump of clay is placed in the mould, which is placed on a rotating platform. The knife gets pushed into the rotating mould
02. Pots are drying in the moulds
03. The mould leaves visible marks, they'll have to be removed
04. After removing the mould the pots need some serious cleaning





05. The bisqued pieces, after the first baking round

After the pots are cleaned they will need to dry outside the mould. Once they are dry enough they will go into the oven for a few days.

Remarkable for our smaller collections is the raku method. This unique technique of glazing finds its origin in Japan. The following pictures will give you an unique look on the production process of a raku piece.



06. Decorating the bisqued pieces with stains, engobes, resist or textural treatments

The bisqued pieces (pre-fired once for durable surface) are decorated with stains, engobes, resist or textural treatments but some surface is often left unglazed to turn matte black at the end of this smoky firing process.



07. The raku kiln temperature is low-fired

Compared to other types of ceramic firing, the raku kiln temperature is low-fired and only reaches about 900 to 1000°C. This first step in the firing is finished in about an hour or less.



08. The piece are removed from the hot kiln



09. The pot thrust directly into a container of combustibles


Once the pieces are glowing orange, they are removed from the hot kiln immediately. Red hot pieces are then thrust directly into a container of combustibles such as saw dust, newspapers or dried plant debris exploding the contents into flames and smoke.



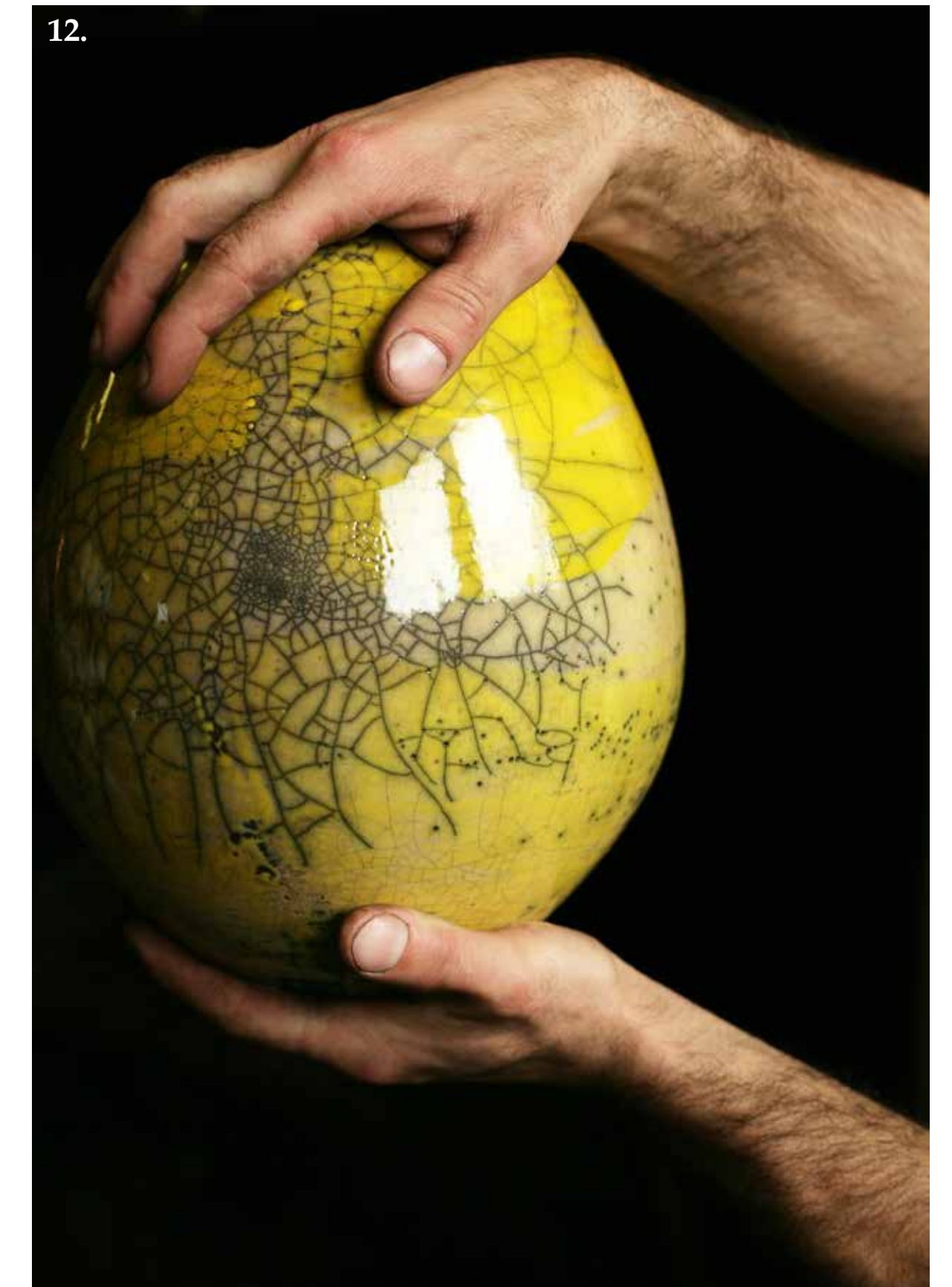
10. Throwing a lid on top of the flames to suck out any available oxygen

Very quickly the fire is extinguished by throwing a lid on top of the flames to suck out any available oxygen. Shortly, the lack of oxygen causes a dynamic alteration in chemistry and appearance.

This dramatic change in the surface produces the wonderful metallic colours Raku is know for. The vesels are allowed to remain in the air-tight nest of ashes until the glaze sets up completely.



11. The lack of oxygen causes a dynamic alteration.



12. The result.

COLLECTIONS

ZINC

COLLECTIONS

Cool table

Planter bench

Oval round

Labyrinth

Cubic

Half bowl

Round conical

Rectangular

Rectangular high

Column pot

Column

Ornaments

Cubic fountain

Oval fountain

Round fountain

Water mirror

INDEX



Waterproof

These are 100% waterproof and can be used as flower vases.



Frostproof

All our terra cotta and zinc collections are frost proof, with exception of the raku. Please note that some shapes need more care if you plant them and put them outside.



Diameter

This is the outside diameter of the pot



Height

This is the total height of the pot, from top to bottom





Zinc Column



Zinc Colum



Zinc Oval Round




Zinc Half bowl



Zinc Column Pot



Zinc Column Pot



Zinc Labyrinth



Zinc Round Conical



Zinc Ornaments



Zinc Ornaments



Zinc Ornaments



Zinc Ornaments



Zinc Fountains



Zinc Fountain Oval



Zinc Fountain



Zinc fountain



Zinc Cubic



Zinc Cool table



Zinc In/out



Zinc Rectangular






Zinc Rectangular high



ZINC
COLUMNS, POTS, OBJECTS, FURNITURE AND FOUNTAINS

ZINC, THE MATERIAL

THE OXIDATION PROCESS



1. Unoxidized zinc
2. Oxidized zinc
3. Oxidized zinc
4. Rain-caused oxidation

Domani zinc items are made out of zinc-titanium plates.

Our zinc contains 4% of silver, which makes it extremely durable. When exposed to humidity or water, zinc will naturally oxidize.

First it will create a white powder to protect itself, then a beautiful light grey patina will appear. The final patina will vary from piece to piece making each item unique.

**"ZINC IS LIKE A LIVING
WORK OF ART. A BEAUTIFUL,
LIGHTWEIGHT METAL THAT
EVOLVES WITH EVERY
SEASON."**





COOL TABLE

TABLE + WINE COOLER

Our 'Cool Table' is an oval zinc side table. With its built in cooling space it's the ideal party table. Prepare ice for your aperitif and things can't go wrong... No stress for the host and hostess, because cool drinks are within reach. Make no mistake about it, our 'Cool Table' is a perfect breakfast table too. Enjoy breakfast with a bottle of champagne, a cool orange juice and yoghurt.





MZHB110 in a beautiful courtyard in Ghent, Belgium
Project by Pieter 'Thoof

COOL TABLE

FURNITURE ° ZINC



- ▶ Custom size are possible in the whole zinc collection
- ▶ Models also available in copper, prices on demand.




MZHB110
Ø 110 x ↓ 33cm
inner hole Ø 50 cm
15 kg
packing by 1


COLOUR



Zinc



Copper



THE PERFECT COMPANION

OUR POT BENCH

How close would you like to sit next to your favorite tree? With our pot/bank you can relax in the shade of its leaves, enjoy the smell of the flowers, or have a chat with your friends...





POT BENCH

FURNITURE ° ZINC



- ▶ Custom size are possible in the whole zinc collection
- ▶ Models also available in copper, prices on demand.




MZI132
132 x 66 x ↓ 44cm
36 kg
packing by 1

MZI198
198 x 66 x ↓ 44cm
70 kg
packing by 1

COLOUR



Zinc



Copper



IN BRUGES OUR OVAL ROUND

Bruges is a very popular destination for tourists. Yet it remains a mysterious town that keeps its secret spots well hidden. They will only be revealed to those who take their time to stay through the medieval streets and squares.



The HZORB200 and two HZORF120 fountains on a rooftop terrace in Brussels, Belgium

OVAL ROUND

FURNITURE ° ZINC



- ▶ Custom size are possible in the whole zinc collection
- ▶ Models also available in copper, prices on demand.




HZORB120
Ø 120 x 90 ↓ 50 cm
inner hole Ø 70 cm
45 kg
packing by 1

HZORB200
Ø 200 x 165 ↓ 60 cm
inner hole Ø 130 cm
120 kg
packing by 1

COLOUR



Zinc



Copper

ORGANIC ELEMENTS

ENTER THE LABYRINTH

Paul Odekerken is fascinated by labyrinths. His labyrinth for Domani is a very personal update of ancient labyrinth myths and mythical creatures living in them. From circle to labyrinth, Paul Odekerken is guided by organic shapes and curves.

Let the plants grow. Experience nature and feel how small we are...

DO



LABYRINTH

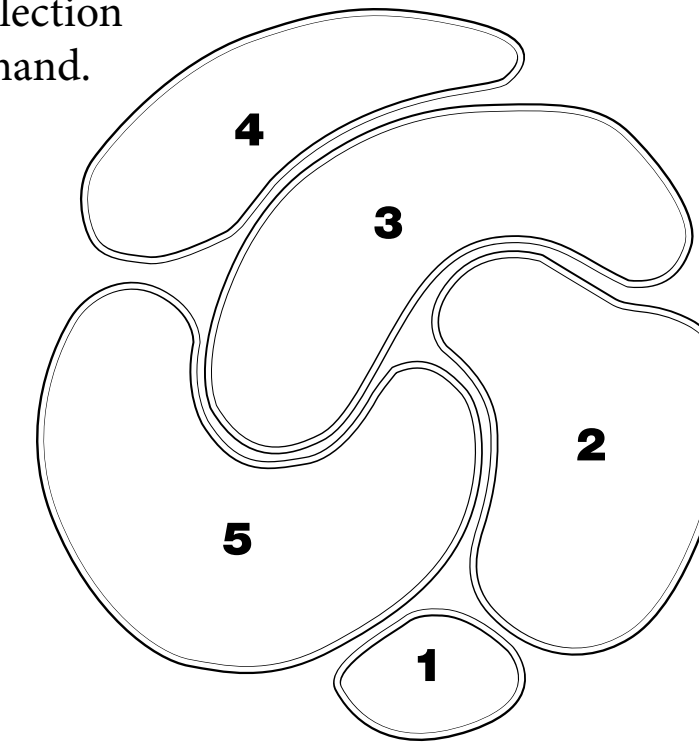
PLANTER ° ZINC



- ▶ Custom size are possible in the whole zinc collection
- ▶ Models also available in copper, prices on demand.



How it all started
Scale model in terra cotta




HZLA1 - 45 73 x 46 x \updownarrow 45 cm 15 kg packing by 1	HZLA4 - 45 192 x 62 x \updownarrow 45 cm 50 kg packing by 1
HZLA2 - 45 168 x 100 x \updownarrow 45 cm 47 kg packing by 1	HZLA5 - 45 89 x 165 x \updownarrow 45 cm 58 kg packing by 1
HZLA3 - 45 175 x 71 x \updownarrow 45 cm 55 kg packing by 1	

COLOUR



Zinc



Copper

A wide, paved pedestrian street in Tilburg, Netherlands. The street is paved with light-colored cobblestones and features several zinc planters containing trees and shrubs. People are walking along the sidewalk, and the background shows historic brick buildings with white window frames. A red 'DO' logo is visible in the top right corner.

GREEN STREETS

A GREAT PROJECT

The zinc planters look great in the streets of Tilburg. We developed the pots with an easy handling for winter storing, the planters have extra fixing points in the corners inside thus allowing cables to be fixed for easy lifting.

The project was a collaboration between the city of Tilburg, the company Beter Groen, Rozemarijn and Domani



CUBIC

PLANTER ° ZINC



- ▶ Custom size are possible in the whole zinc collection
- ▶ Models also available in copper, prices on demand.



HZCR40
40 x 40 x ↓ 40 cm
10 kg
border 4 cm
packing by 1

HZCR70
70 x 70 x ↓ 70cm
25 kg
border 7 cm
packing by 1

HZCR50
50 x 50 x ↓ 50 cm
15 kg
border 5 cm
packing by 1

HZCR80
80 x 80 x ↓ 80 cm
40 kg
border 8 cm
packing by 1


HZCR60
60 x 60 x ↓ 60 cm
20 kg
border 6 cm
packing by 1

HZCR100
100 x 100 x ↓ 100 cm
85 kg
border 10 cm
packing by 1

COLOUR



Zinc



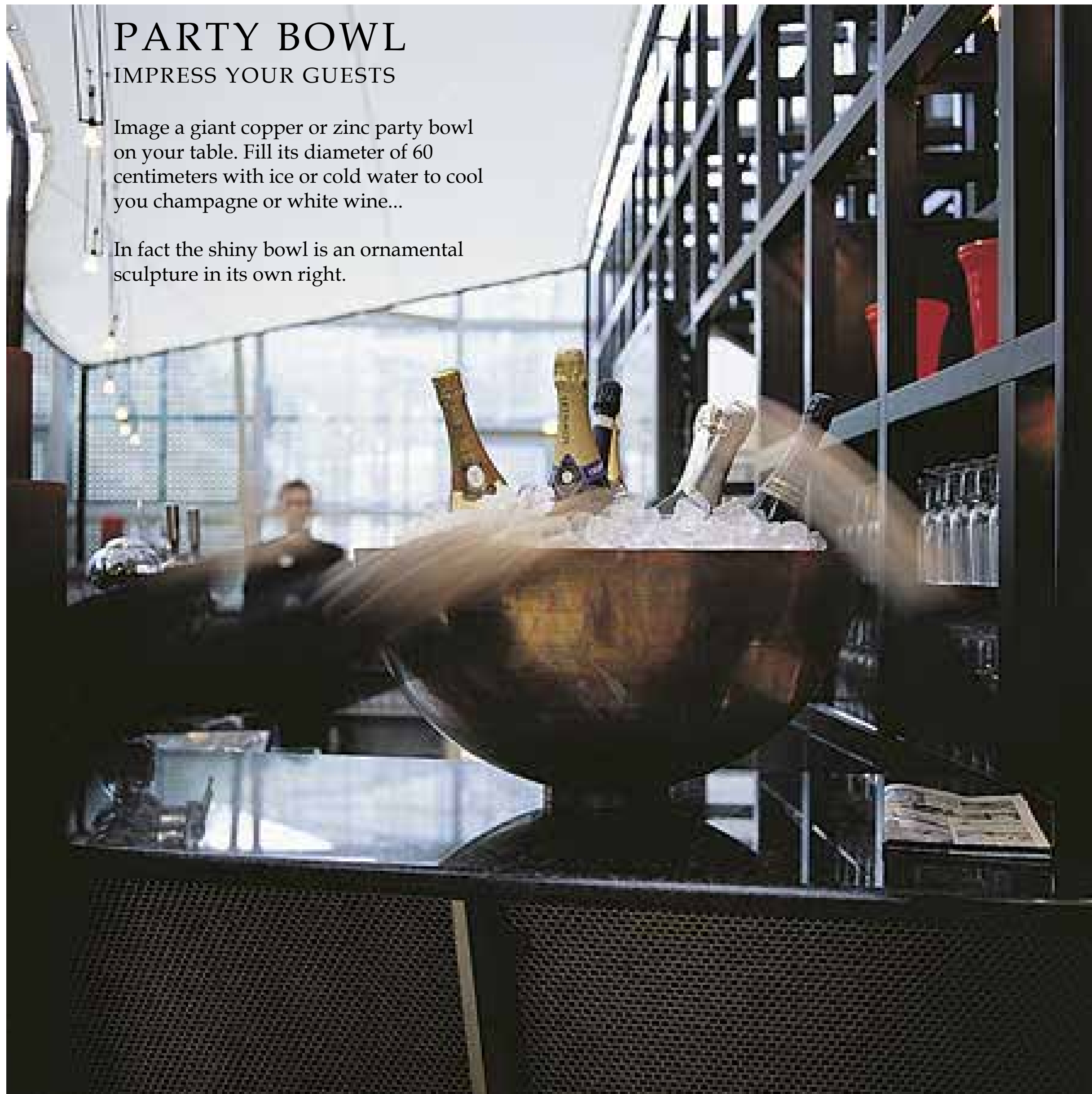
Copper

PARTY BOWL

IMPRESS YOUR GUESTS

Image a giant copper or zinc party bowl on your table. Fill its diameter of 60 centimeters with ice or cold water to cool you champagne or white wine...

In fact the shiny bowl is an ornamental sculpture in its own right.





Our zinc half bowls at Umicore

HALF BOWL

PLANTER ° ZINC



- ▶ Custom size are possible in the whole zinc collection
- ▶ Models also available in copper, prices on demand.



HZHB60
Ø 60 x ↓ 30 cm
8 kg
border 6 cm
packing by 1

HZHB120
Ø 120 x ↓ 60 cm
41 kg
border 12 cm
packing by 1

HZHB80
Ø 80 x ↓ 40cm
13 kg
border 8 cm
packing by 1


HZHB150
Ø 150 x ↓ 75 cm
80 kg
border 15 cm
packing by 1

HZHB100
Ø 96 x ↓ 48 cm
26 kg
border 10 cm
packing by 1

COLOUR



Zinc



Copper



DO

A HARBOUR ADVENTURE BOSTON, UNITED STATES

The famous Boston Harbour Hotel was looking for a sleek, pure design to fit its upscale, understated outdoor decor. Winston Flowers, provider of Domani products in the United States, was brought in to meet the challenge. Winston flowers chose Domani's zinc planters for the outdoor installation. The modernized vessels were repeated throughout the hotel's outdoor café.



Two HZRR4's at the swimming pool

ROUND CONICAL PLANTER ° ZINC



- ▶ Custom size are possible in the whole zinc collection
- ▶ Models also available in copper, prices on demand.



HZRR1
 Ø 40 x Ø 30 x ↓ 40 cm
 6 kg
 border 5 cm
 packing by 1

HZRR3
 Ø 60 x Ø 40 x ↓ 60 cm
 13 kg
 border 10 cm
 packing by 1


HZRR2
 Ø 50 x Ø 35 x ↓ 50 cm
 9 kg
 border 7,5 cm
 packing by 1

HZRR4
 Ø 80 x Ø 55 x ↓ 80 cm
 24 kg
 border 13 cm
 packing by 1

COLOUR



Zinc



Copper



RECTANGULAR PLANTER ° ZINC



- ▶ Custom size are possible in the whole zinc collection
- ▶ Models also available in copper, prices on demand.




<p>HZRE1 52 x 23 x ∅ 35 cm 5 kg border 2 cm packing by 1</p>	<p>HZRE3 88 x 39 x ∅ 60 cm 20 kg border 3 cm packing by 1</p>
<p>HZRE2 75 x 32 x ∅ 48 cm 10 kg border 2 cm packing by 1</p>	<p>HZRE4 60 x 100 x ∅ 60 cm 30 kg border 4 cm packing by 1</p>

COLOUR



Zinc



Copper



HZREH's catching some sun at Boxy's, Belgium

RECTANGULAR HIGH PLANTER ° ZINC



- ▶ Custom size are possible in the whole zinc collection
- ▶ Models also available in copper, prices on demand.

With zinc pots you can create a sculpture that functions as a screen. The combination of different sizes and forms creates its own special rhythm.



HZREH1
20 x 20 x \downarrow 90 cm
15 kg
planting depth 40 cm
border 2 cm
packing by 1

HZREH2
60 x 20 x \downarrow 90 cm
35 kg
planting depth 40 cm
border 2 cm
packing by 1

HZREH3
90 x 20 x \downarrow 90 cm
45 kg
planting depth 40 cm
border 2 cm
packing by 1

HZREH4
40 x 40 x \downarrow 90 cm
25 kg
border 2 cm
packing by 1


HZREH5
80 x 40 x \downarrow 90 cm
55 kg
border 2 cm
packing by 1

HZREH6
120 x 40 x \downarrow 90 cm
90 kg
border 2 cm
packing by 1

COLOUR



Zinc



Copper



COLUMN POT

PLANTER ° ZINC



- ▶ Custom size are possible in the whole zinc collection
- ▶ Models also available in copper, prices on demand.



HZZP1
40 x 40 x ↓ 90 cm
15 kg
border 2 cm
planting depth 30 cm
packing by 1

HZZP2
40 x 40 x ↓ 120 cm
40 kg
border 2 cm
planting depth 30 cm
packing by 1



HZZP60
35 x 35 x ↓ 60 cm
10 kg
border 2 cm
planting depth 40 cm
packing by 1

HZZP90
35 x 35 x ↓ 90 cm
13 kg
border 2 cm
planting depth 40 cm
packing by 1


HZZP120
35 x 35 x ↓ 120 cm
15 kg
border 2 cm
planting depth 40 cm
packing by 1

HZZP140
35 x 35 x ↓ 140 cm
20 kg
border 2 cm
planting depth 40 cm
packing by 1

COLOUR



Zinc



Copper



COLUMN

COLUMN ° ZINC



- Custom size are possible in the whole zinc collection
- Models also available in copper, prices on demand.

ON A PEDESTAL

VERTICAL ACCENTS
FOR GREAT OBJECTS

Put you Domani pots on a pedestal for a special dramatic effect. You can place a zinc bowl on the zinc column or create a colourful effect with a glazed terra cotta planter. Our zinc columns add a finishing touch to your projects.



HZZV1
30 x 30 x ↑ 90 cm
15 kg
packing by 1



HZZV60
35 x 35 x ↑ 60 cm
10 kg
packing by 1

HZZV120
35 x 35 x ↑ 120 cm
15 kg
packing by 1

HZZV2
30 x 30 x ↑ 60 cm
20 kg
packing by 1


HZZV90
35 x 35 x ↑ 90 cm
12 kg
packing by 1

HZZV140
35 x 35 x ↑ 140 cm
20 kg
packing by 1

COLOUR



Zinc



Copper



ORNAMENTS

OBJECTS ° ZINC



- ▶ Custom size are possible in the whole zinc collection
- ▶ Models also available in copper, prices on demand.



HZBAL 1
Ø 40 x ↓ 40 cm
10 kg
packing by 1

HZBAL 2
Ø 80 x ↓ 80 cm
15 kg
packing by 1



HZD2
Pine
Ø 60 x ↓ 125 cm
bottom Ø 45 cm
20 kg
packing by 1



HZAG
Agave
Ø 50 x ↓ 100 cm
bottom 33 x 33 cm
20 kg
packing by 1




HZIZ80
Vase
Ø 80 x ↓ 55 cm
bottom 33 x 33 cm
30 kg
packing by 1

COLOUR



Zinc



Copper



SPECIAL EFFECTS

Fountains are fun. They always attract people, both adults and children. Our zinc fountain models are such a refreshing success.



Domani fountains add an extra touch to your terrace and form a sparkling combination with other Domani pots.



Two HZCF50 fountains in the garden of an office, Belgium

CUBIC FOUNTAIN

FOUNTAIN ° ZINC



- ▶ Custom size are possible in the whole zinc collection
- ▶ Models also available in copper, prices on demand.




HZCF50
80 x 80 x \downarrow 50 cm
35 kg
120 l
packing by 1

* Pump eco 1500

COLOUR



Zinc



Copper

OVAL FOUNTAIN

FOUNTAIN ° ZINC



- ▶ Custom size are possible in the whole zinc collection
- ▶ Models also available in copper, prices on demand.




HZORF120
120 x 90 x \updownarrow 50 cm
55 kg
130 l
packing by 1

* Pump Eco. 3000

COLOUR



Zinc



Copper

ROUND FOUNTAIN

FOUNTAIN ° ZINC



- ▶ Custom size are possible in the whole zinc collection
- ▶ Models also available in copper, prices on demand.




HZRF100
 \varnothing 100 x \updownarrow 50 cm
36 kg
volume
packing by 1

* Pump Eco. 6000

COLOUR



Zinc



Copper



WATER MIRROR

FOUNTAIN ° ZINC



- ▶ Custom size are possible in the whole zinc collection
- ▶ Models also available in copper, prices on demand.




HZFR200
200 x 60 x \downarrow 60 cm
280 kg
330 l
border 4 cm
packing by 1

* Pump eco 6000

COLOUR



Zinc



Copper

Our watermirror surrounded by greenery, Belgium

ZINC



A CUSTOMIZED SPACE


REALIZE YOUR PROJECT WITH DOMANI



Working on your personal project? Domani is the ideal partner to help you realize your plans. We listen to your needs and consider every detail, from the finishing of the seams to the ideal place for the drain. Then we develop your design in high quality zinc, made to measure.

You may have seen our winter-resistant zinc planters with its unique patina in public projects or special terraces. Maybe you had a rest on our pot-bank, refreshed at our fountain and admired our moveable pots..

Looking for ideas? We would love to help you!



01.




TERRA COTTA

02.



03.



LOVE YOUR DOMANI

THE DOMANI STAMP

All our terra cotta potteries, small and big, are branded with our Domani stamp.



OUR GOLD STAMP

Collections marked with this stamp will stay for more than 5 years in our range.

**“DON'T RESORT TO IMITATION
BUT RATHER LOOK FOR
INSPIRATION TO FURTHER YOUR
OWN CREATION IN PURSUIT OF
INNOVATION”**

- 01. Process of our gold-logo
- 02. Making tests in order to achieve the best result
- 03. Our stamp in a natural terra cotta item



01.



THIS IS HOW WE DO IT

DISCOVER WHERE AND HOW IT ALL HAPPENS

We welcome you in our atelier

A unique look inside our production.
We have made three movies of three different collections, all presenting a different technique.
Discover them.

You can find them on our website or Facebook page.



02.



03.



THANK YOU

HANDLE YOUR DOMANI WITH CARE

Locations:

Hof van Leysen, Antwerp
Belgian Embassy, Tokyo
City of Brussels, BE
City of Tilburg, NL
Chelsea Flower Show, UK
Exteria, Melle
Courtyard Paris, France
Pieter 'Thoof, Ghent
Production, Hungary
Solitair, Loenhout
Sutherland, USA
Tinsel, Antwerp
Tis Tou showroom, Tokyo
Traiteur Boxys, Deurle
Umicore, Hoboken
Verstraete-Vermast, Brugge
Winston Flowers, USA

Photography:

Joji Okamoto
Koen de Waal
Sam Haeghens

Special thanks to:

Eveline Vekemans
Helmi Lammers and Charles Breit
Petra, Thomas, Ian and Dot Vander Auwermeulen
The Domani team

Design:

Mara Van den Breen