

HEIGHT-ADJUSTABLE DRAWBAR, TYPE 501 VB

for trailers with pneumatic brakes 5,000 kg



TECHNOLOGY


Drawbar type 501 VB vers. A

Intermediate piece with drawbar section

Permitted nose load 500 kg

ECE type approval no.:

E1 55R-01 0883







SURFACE TREATMENT

| Hot-dip galvanised

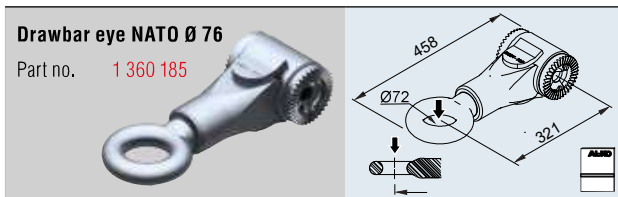
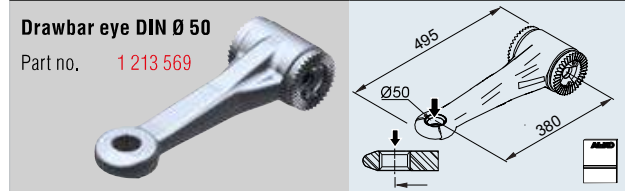
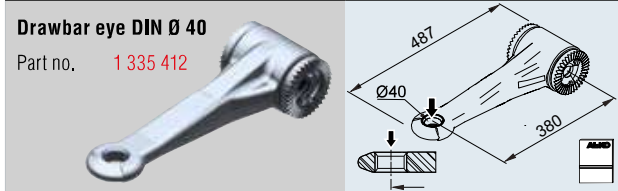
| Hitches, eyes and small parts galvanised

SAP: ZUGDEICHS KPL 501VB

Drawbar cpl. with drawbar section mounted (without hitch components)

Part no.	Drawbar length E in mm	Total length K (at 0°) mm with DIN drawbar eye D40				
200 615 21	1,970	3,100	155	10	–	10
200 615 22	2,130	3,260	162	10	–	10
200 615 23	2,290	3,420	169	10	–	10
200 615 24	2,450	3,580	176	10	–	10
200 615 25	2,610	3,740	183	10	–	10

Hitch components: Drawbar eye connection D60 / 501 VB



2

