

# OVERRUN DEVICE HEIGHT-ADJUSTABLE

## 101 VB COMPACT with drawbar section straight 510 to 1,000 kg

### TECHNOLOGY

#### Type overrun device 101 VB COMPACT

Intermediate piece with drawbar section 102 VB Compact

Optional: Intermediate piece 400 mm / 600 mm

Permitted nose load 100 kg

#### ECE test report no.:

Overrun device: 361-0127-97

#### ECE type approval no.:

Drawbar installation: E1 55R-01 0211

Changeover relay lever:


Yes     No



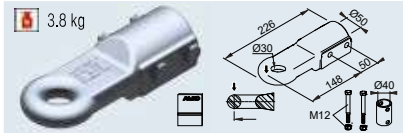
SAP: AE ZSHB 101 VB M DEICHSPR

Overrun device cpl. with drawbar section mounted (without hitch components)						
Drawbar length E in mm	Total length K at 0° DIN drawbar eye	AE cpl. with drawbar section For wheel brake 1637/2051				
1,010	2,150	200 566 01	44.0	–	9	10
1,090	2,230	200 566 02	44.7	–	9	10
1,170	2,310	200 566 03	45.4	–	9	10
1,250	2,390	200 566 04	46.1	–	9	10
1,330	2,470	200 566 05	46.8	–	9	10
1,410	2,550	200 566 06	47.5	–	9	10
1,490	2,630	200 566 07	48.2	–	9	10
1,570	2,710	200 566 08	48.9	–	9	10
1,650	2,790	200 566 09	49.6	–	9	10
1,730	2,870	200 566 10	50.3	–	9	10
1,810	2,950	200 566 11	51.0	–	9	10
1,890	3,030	200 566 12	51.7	–	9	10
1,970	3,110	200 566 13	52.4	–	9	10
2,050	3,190	200 566 14	53.1	–	9	10
2,130	3,270	200 566 15	53.8	–	9	10
2,210	3,350	200 566 16	54.5	–	9	10
2,290	3,430	200 566 17	55.2	–	9	10
2,370	3,510	200 566 18	55.9	–	9	10
2,450	3,590	200 566 19	56.6	–	9	10
2,530	3,670	200 566 20	57.3	–	9	10
2,610	3,750	200 566 21	58.0	–	9	10
2,690	3,830	200 566 22	58.7	–	9	10
2,770	3,910	200 566 23	59.4	–	9	10
2,850	3,990	200 566 24	60.1	–	9	10

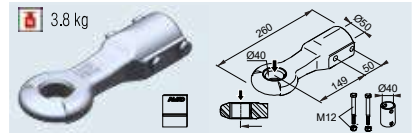
**Push-on hitch components: Drawbar eyes nose load 100 kg, connection D40 / 101 VB**



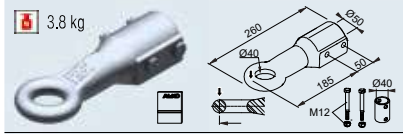
**SAP:** KUPLING KUGL AK161 D35/40 M SCHRAUBMAT  
**Ball hitch AK161 Ø35-Ø50 Part no. 1 730 806**



**SAP:** ZUGÖSE E30 M SCHRAUBMAT VZ  
**Drawbar eye UK E30/A Part no. 1 224 661**



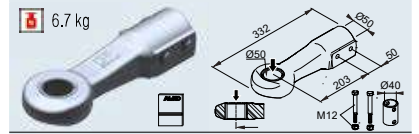
**SAP:** ZUGÖSE D40 M SCHRAUBMAT VZ  
**Drawbar eye DIN D40/F Part no. 1 224 660**



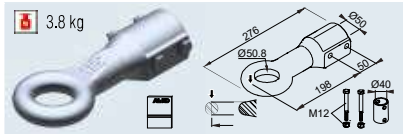
**SAP:** ZUGÖSE E40 M SCHRAUBMAT VZ  
**Drawbar eye UK E40/A Part no. 1 224 662**



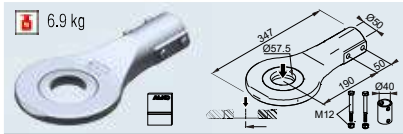
**SAP:** ZUGÖSE I45 M SCHRAUBMAT VZ  
**Drawbar eye Italy I45/F Part no. 1 224 663**



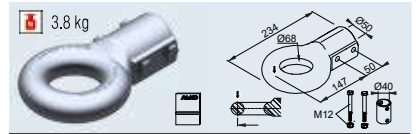
**SAP:** ZUGÖSE D50 M SCHRAUBMAT VZ  
**Drawbar eye DIN D50/D40 Part no. 1 730 611**



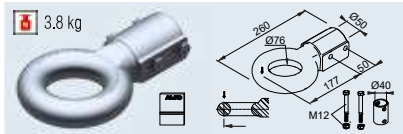
**SAP:** ZUGÖSE E50 M SCHRAUBMAT VZ  
**Drawbar eye UK E50/A Part no. 1 224 664**



**SAP:** ZUGÖSE SCHWEDEN M SCHRAUBMAT AUSF A  
**Drawbar eye Sweden VBG 57.5 Part no. 1 225 125**



**SAP:** ZUGÖSE F68 M SCHRAUBMAT VZ  
**Drawbar eye France F68/E1 Part no. 1 224 665**



**SAP:** ZUGÖSE N76 M SCHRAUBMAT VZ  
**Drawbar eye NATO N76/E Part no. 1 224 666**

**3**

**Overrun device cpl. with drawbar section mounted (without hitch components)**

