


THE



FRAMED 60 LAYOUT MODULE



60 LAYOUT MONOCRYSTALLINE MODULE

325-340W POWER OUTPUT RANGE

19.9% MAXIMUM EFFICIENCY

0~+5W POSITIVE POWER TOLERANCE

PRODUCTS	POWER RANGE
TSM-DE06M(II)	325-340W



High power output

- Combined with MBB technology, maximum 340W
- Reduce BOS cost with higher power bin and 1500V system voltage



Half-cell design brings higher efficiency

- Half-Cell layout (120 monocrystalline)
- Low thermal coefficients for greater energy production at high operating temperature
- Low cell connection power loss due to half-cell layout (120 monocrystalline)



Highly reliable due to stringent quality control

- Over 30 in-house tests (UV, TC, HF etc)
- Internal test requirement of Trina more stringent than certification authority
- PID resistant
- 100% EL double inspection



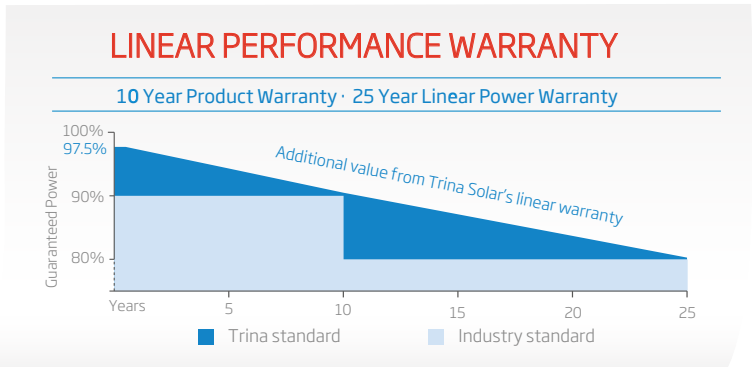
Certified to withstand the most challenging environmental conditions

- 2400 Pa negative load
- 5400 Pa positive load
- * 2400/5400 is the measured load, and the safety factor is 1.5 times

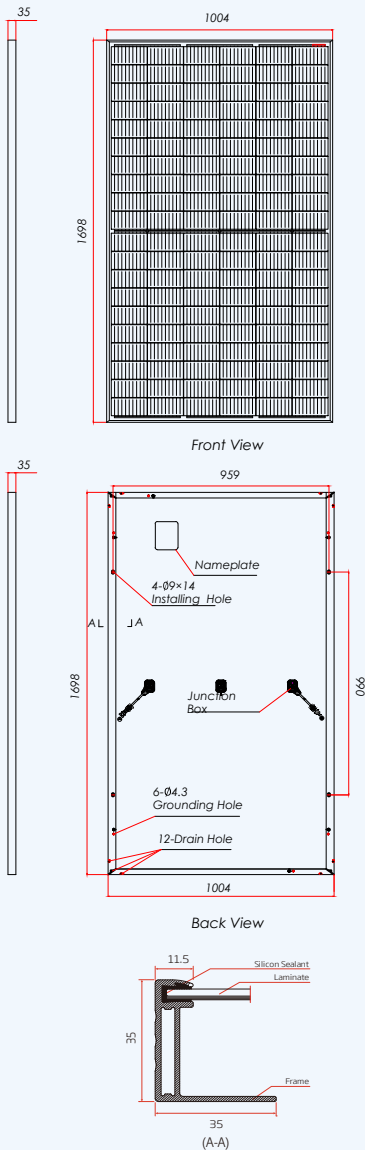
Founded in 1997, Trina Solar is the world's leading total solutions provider for solar energy. With local presence around the globe, Trina Solar is able to provide exceptional service to each customer in each market and deliver our innovative, reliable products with the backing of Trina as a strong, bankable brand. Trina Solar now distributes its PV products to over 100 countries all over the world. We are committed to building strategic, mutually beneficial collaborations with installers, developers, distributors and other partners in driving smart energy together.

Comprehensive Products And System Certificates

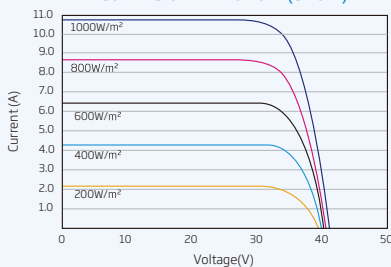
IEC61215/IEC61730/IEC61701/IEC62716
 ISO 9001: Quality Management System
 ISO 14001: Environmental Management System
 ISO14064: Greenhouse gases Emissions Verification
 OHSAS 18001: Occupation Health and Safety Management System



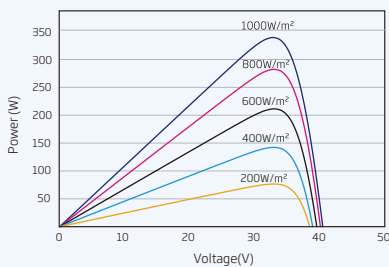
DIMENSIONS OF PV MODULE(mm)



I-V CURVES OF PV MODULE(340W)



P-V CURVES OF PV MODULE(340W)



ELECTRICAL DATA (STC)

Peak Power Watts-PMAX (Wp)*	325	330	335	340
Power Output Tolerance-PMAX (W)	0 ~ +5			
Maximum Power Voltage-VMPP (V)	33.6	33.8	34.0	34.2
Maximum Power Current-IMPP (A)	9.67	9.76	9.85	9.94
Open Circuit Voltage-VOC (V)	40.4	40.6	40.7	41.1
Short Circuit Current-ISC (A)	10.3	10.4	10.5	10.6
Module Efficiency η_m (%)	19.1	19.4	19.7	19.9

STC: Irradiance 1000W/m², Cell Temperature 25°C, Air Mass AM1.5.
*Measuring tolerance: ±3%.

ELECTRICAL DATA (NMOT)

Maximum Power-PMAX (Wp)	245	249	253	257
Maximum Power Voltage-VMPP (V)	31.3	31.4	31.5	31.8
Maximum Power Current-IMPP (A)	7.84	7.93	8.01	8.08
Open Circuit Voltage-VOC (V)	38.1	38.2	38.3	38.7
Short Circuit Current-ISC (A)	8.31	8.39	8.47	8.55

NMOT: Irradiance at 800W/m², Ambient Temperature 20°C, Wind Speed 1m/s.

MECHANICAL DATA

Solar Cells	Monocrystalline
Cell Orientation	120 cells (6 × 20)
Module Dimensions	1698 × 1004 × 35 mm (66.85 × 39.53 × 1.38 inches)
Weight	18.7kg (41.2lb)
Glass	3.2mm (0.13 inches), High Transmission, AR Coated Heat Strengthened Glass
Encapsulant Material	EVA
Backsheet	White
Frame	35 mm (1.38 inches) Anodized Aluminium Alloy
J-Box	IP 68 rated
Cables	Photovoltaic Technology Cable 4.0mm ² (0.006 inches ²), Portrait: N 140mm/P 285mm(5.51/11.22inches) Landscape: N 1200 mm /P 1200 mm (47.24/47.24 inches)
Connector	TS4/MC4 EVO2

TEMPERATURE RATINGS

NMOT(Nominal Module Operating Temperature)	41 C (±3 C)
Temperature Coefficient of PMAX	- 0.37%/ C
Temperature Coefficient of VOC	- 0.29%/ C
Temperature Coefficient of ISC	0.05%/ C

MAXIMUM RATINGS

Operational Temperature	-40~+85 C
Maximum System Voltage	1500V DC (IEC)
Max Series Fuse Rating	20A

(DO NOT connect Fuse in Combiner Box with two or more strings in parallel connection)

WARRANTY

10 year Product Workmanship Warranty
25 year Linear Power Warranty

(Please refer to product warranty for details)

PACKAGING CONFIGURATION

Modules per box: 30 pieces
Modules per 40'container: 720 pieces

