

## UNIQ Car

Bluetooth FM Transmitter & Car Charger

### USER GUIDE



#### **Introduction**

This device lets you stream music and calls directly from your Bluetooth device to your car FM stereo system. The built-in microphone provides you with an amazing handsfree function. It also features a USB that lets you stream your favorite MP3 tunes to your car's stereo system and charge your phone simultaneously. The Bluetooth chip can be used with a wide range of device which can make your driving more interesting.

## Packing contents:

- ✓ Bluetooth device
- ✓ User Guide

## Specifications:

- ✓ Bluetooth version: JL 2.1
- ✓ Bluetooth Protocol:AVRCP,HFP,A2DP
- ✓ Screen Display: Yellow LED digital display
- ✓ Frequency range: 87.5-108.0MHZ
- ✓ Frequency stability:  $\pm 10$ ppm
- ✓ Product Input:12-24V
- ✓ Charger output: 5V/3.4A
- ✓ Music Format: MP3
- ✓ Mic:  $\phi$  4.0MM\*1.5MM
- ✓ USB(Max capacity): 32GB
- ✓ USB : FAT32
- ✓ Transmit Distance: about 5 m
- ✓ Product Weight: 34 g
- ✓ Product Dimensions: L34 \* W34 \* H86 mm
- ✓ Material: ABS

## Features:

- 1.Wirelessly transmit phone call from mobile phone to car FM Stereo system
- 2.Switch to Hands-free mode automatically from music playing status when receiving call.
- 3.Built-in Microphone.
- 4.Supports music playing from USB
5. Detect and display the voltage of Car Battery when power on
- 6.Full 206 channels optional from 87.5-108.0MHz
- 7.Supports 12-24V
- 8.Charging Output:5V/3.4A
- 9.With Voice prompts
10. Incoming call number announcement
11. Supports last call redial

## Compatibility:

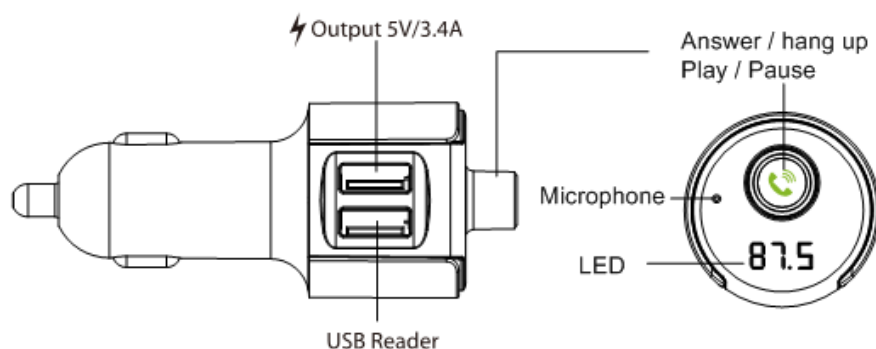
This device can be paired as a hands free kit with any compatible Bluetooth enabled devices.

## Precautions:

Please read all safety instruction and warnings carefully before using this product. Improper use of this product may result in damage. To ensure it works well, please never use this in the following conditions :

1. Moist or underwater conditions.
2. Conditions near heater or high-temperature service.
3. Conditions with direct and strong sunshine,
4. Conditions with apt falling
5. Never dismantle the product without due permission, otherwise it may nullify the warranty clause.

## Appearance:



Press and hold till Frequency keep flashing, then  
 Rotate clockwise to increase the frequency  
 Rotate anticlockwise to decrease the frequency



Volume +



Volume -

Rotate in clockwise and hold a while to increase the Volume  
 Rotate anticlockwise and hold a while to decrease Volume



Next song



Previous song

Rotate clockwise to Play the next song  
 Rotate anticlockwise to Play the previous song




## Operation Instructions

1. Plug the FM transmitter into your vehicle's cigarette lighter or power port. The LED displays the voltage of car battery 5 seconds. Then the device enters into Bluetooth pairing mode, LED displays bt & FM Frequency.
2. Tune your radio to an unused FM frequency, then match this device to the same frequency.

### Using FM Transmitter function:

1. Insert a USB flash driver which containing MP3 files into the right USB port. It will play and transmit the MP3 files automatically. Pay attention, only the right USB Port can serve as a USB Reader!
2. Using Bluetooth for the first time, you need to pair your mobile phone with this unit. Activate your mobile phone's bluetooth function, then search new device. When the mobile phone detects this unit (named as " UNIQCar"),then press this name to connect;
3. The music from the mobile phone will be streamed out after connection. In the music playing mode, when there is an incoming call, this unit will automatically switch to telephone mode.

### Bluetooth calling






1. Please press the “” to answer the incoming call.
2. Please press the “” to hang off a call.
3. Press the “” twice to dial the last Number.
4. When making a call, you can only dial the phone number by your mobile phone, but once the call connected, you can use the hands free function to enjoy it.

### Using USB charger function:

When this unit powered from car lighter socket, connect the USB port of this unit to your mobile phone with a special USB cable (not included), This unit will serve as mobile phone charger.

Pay attention! The dual USB port outputs 3.4A together, and the smart chip will divide the voltage based on the need of device automatically. But only the left USB port can charge the iPad!

**Quick Guide:**

Operation Guide	On FM transmitter
1. Answer / hang up the call:	Press  : answer the call Press  : hang off the call
2. Play and Pause the music:	Press  Button: Play the music Press  again: Pause playing
3. Adjust the Volume:	Rotate in clockwise and hold a while to increase the Volume Rotate anticlockwise and hold a while to decrease Volume
4. Set frequency:	Press  and hold till Frequency keep flashing, then Rotate clockwise to increase the frequency Rotate anticlockwise to decrease the frequency
5. Choose music:	Rotate clockwise to Play the next song Rotate anticlockwise to Play the previous song

For more information about UNIQ Car, please contact UNIQ Accessory using the following contact information:

Model: UNIQCar

EAN: 8719273146958

Tel: 0031 10 229 89 03

Email: [info@uniquaccessory.com](mailto:info@uniquaccessory.com)

Web: [www.uniquaccessory.com](http://www.uniquaccessory.com)

Address: Innsbruckweg 46, 3047AH Rotterdam, The Netherlands

----- WARRANTY FORM -----

Your full name: .....

Reason: .....

Product EAN: .....

Model: .....

Purchase Date: .....