

2019 PRODUCT GUIDE



 **NATIVE**
WATERCRAFT



 **hurricane**
Leaders in Lightweight



 **liquidlogic**



MADE IN USA



Effective September 1, 2018 through August 31, 2019
2019 Preseason Program for Authorized US Dealers

INTRODUCTION

Dear Retail Partner,

Thank you for your continued support and business. Native, Hurricane and Liquidlogic introduced seven exciting new models this year. They were very well-received and addressed key areas of utility, comfort, and performance. Your help in launching these models was invaluable and allowed us to further strengthen our partnership with you. Thanks again.

For 2019, we are also excited to announce the new Liquidlogic Ventura and Native Watercraft Stingray sit on tops. With an incredibly versatile hull design, both new models will be available in two sizes - 11 ft. 6 in. solo and 13 ft. 6 in. tandem/solo.

The new models ride high and dry while providing some serious stability and comfort. At home in coastal marsh, surf, and rivers, the Ventura and Stingray are an ideal option for the value-conscious rec paddler and angler. The hulls are also stackable making them an excellent choice for rental/livery fleets. Molded-in bow/stern and side carry handles make transportation a breeze and bungee paddle keepers allow for hands-free convenience.

Native Watercraft Stingrays will include 1st Class Frame Seats, flush-mounted rod holders, a hard shell bow hatch cover and 5 ½" hatch in front of seat. Liquidlogic Venturas will come equipped with padded sit on top seats with back support, hard shell bow hatch cover, 5 ½' hatch in front of seat and bungees on both bow and stern. Each brand offers 3 bright colors:

- Liquidlogic- Blue Ice, Mojito, Sunburst
- Native Watercraft - Hidden Oak, Lizard Lick, Sunburst

In the Hurricane lineup, the Sweetwater 126 is getting a modified stern keel this season to improve its tracking and performance. Featuring the high low frame seat on a super stable platform, the Sweetwater 126 is a sit on top that offers paddlers a lighter weight full size kayak that is versatile, functional, and fun on the water. The Manta Ray XT in the Native and Liquidlogic line up will receive this same hull change in polyethylene construction.

The retro-slice revolution continues in Liquidlogic whitewater with the new Homeslice. We brought you the Party Braaap and Mullet to start it all and now we have introduced the Homeslice; the cartwheel, squirt, splat, surf, flow machine. Paddlers can take advantage of the full play potential, wheeling in holes and carving up waves or create their own course through the eddy lines, seams, and rocks along the entire river.

We realize how important profitability is in an increasingly competitive environment. For that reason, we are pleased to announce a change to our pricing structure that allows for increased base profit margin on many of our models.

We look forward to a great 2019 season together.

See you on the water!

The BIG Adventures Team



hurricane

Leaders in Lightweight

2019 PRODUCT GUIDE



FEATURE SWEETWATER 126 WITH IMPROVED TRACKING HULL

In a market full of 80-100 lb. fishing kayaks, the Sweetwater offers all of the stability, seating, and features of its overweight class with an easy to top load 52 lb. lightweight design. The 2019 model features an improved tracking hull. The Sweetwater is fully featured with removable 1st Class Hi-Lo Seat, center console, groove track side handles, and stand-up pads.



- | | |
|---------------------------------|-----------------------------|
| A (4) CARRY HANDLES | G HIGH/LOW FRAME SEAT |
| B STERN STORAGE AREA | H WATER BOTTLE HOLDER |
| C (4) SUPER SEAL SCUPPER PLUGS | I ANTI-SLIP PADS |
| D 5.5" ROUND HATCH | J (3) GROOVE TRACKS |
| E (2) FLUSH MOUNTED ROD HOLDERS | K ELECTRONICS READY CONSOLE |
| F DECK MOUNT PADDLE HOLDER | L BOW HATCH FOR STORAGE |

SWEETWATER 126

	LENGTH	WIDTH	DEPTH	WEIGHT		CAPACITY	OUTFITTING
				FITTED HULL*	FULLY RIGGED**		
SWEETWATER 126	12' 6" / 381cm	33" / 84cm	12" / 30.5cm	52 lbs. / 23.6kg	57 lbs. / 25.9kg	325 lbs. / 121.3kg	1ST CLASS FRAME SEAT
SWEETWATER 126 RUDDER READY	12' 6" / 381cm	33" / 84cm	12" / 30.5cm	52 lbs. / 23.6kg	57 lbs. / 25.9kg	325 lbs. / 121.3kg	1ST CLASS FRAME SEAT
SWEETWATER 126 W/ RUDDER	12' 6" / 381cm	33" / 84cm	12" / 30.5cm	55 lbs. / 24.9kg	60 lbs. / 27.2kg	325 lbs. / 121.3kg	1ST CLASS FRAME SEAT

*Fitted hull weight is the boat weight with the 5lb. 1st Class Frame Seat removed

**Fully Rigged weight is the boat weight with the 5lb. 1st Class Frame Seat installed



RECREATIONAL

	LENGTH	WIDTH	WEIGHT	CAPACITY	OUTFITTING	
--	--------	-------	--------	----------	------------	--

SANTEE SERIES



SANTEE 116 SPORT

SANTEE 116	11' 6" / 350cm	28" / 71cm	38 lbs. / 17.2kg	300 lbs. / 136.1kg	AIRSTREAM SEAT	
SANTEE 116 SPORT	11' 6" / 350cm	28" / 71cm	36.5 lbs. / 16.6kg	300 lbs. / 136.1kg	AIRSTREAM SEAT	
SANTEE 116 SPORT W/ CONSOLE	11' 6" / 350cm	28" / 71cm	39.5 lbs. / 17.9kg	300 lbs. / 136.1kg	AIRSTREAM SEAT	



SANTEE 126 SPORT

SANTEE 126	12' 6" / 381cm	28" / 71cm	40 lbs. / 18.2kg	350 lbs. / 158.7kg	DELUXE SEAT PAD	
SANTEE 126 SPORT	12' 6" / 381cm	28" / 71cm	39 lbs. / 17.7kg	350 lbs. / 158.7kg	DELUXE SEAT PAD	
SANTEE 126 SPORT W/ CONSOLE	12' 6" / 381cm	28" / 71cm	42 lbs. / 19.1kg	350 lbs. / 158.7kg	DELUXE SEAT PAD	



SANTEE 110 SPORT W/ ULTIMATE FRAME SEAT

SANTEE 110 SPORT W/ ULTIMATE SEAT	11' / 335cm	26" / 66cm	40 lbs. / 18.1kg	275 lbs. / 124.7kg	ULTIMATE FRAME SEAT	
SANTEE 110 SPORT W/ SEAT + CONSOLE	11' / 335cm	26" / 66cm	43 lbs. / 19.5kg	275 lbs. / 124.7kg	ULTIMATE FRAME SEAT	
SANTEE 120 SPORT W/ ULTIMATE SEAT	12' / 365cm	28" / 71cm	41 lbs. / 18.6kg	275 lbs. / 124.7kg	ULTIMATE FRAME SEAT	
SANTEE 120 S W/ ULT SEAT + CONSOLE	12' / 365cm	28" / 71cm	45 lbs. / 20.4kg	375 lbs. / 170.1kg	ULTIMATE FRAME SEAT	



SANTEE 140 TANDEM

SANTEE 140 TANDEM	14' / 427cm	31.5" / 80cm	57 lbs. / 25.9kg	425 lbs. / 192.8kg	AIRSTREAM SEAT	
--------------------------	-------------	--------------	------------------	--------------------	----------------	--



SIT ON TOPS

	LENGTH	WIDTH	WEIGHT	CAPACITY	OUTFITTING	
--	--------	-------	--------	----------	------------	--

SKIMMER SERIES



SKIMMER 116 W/ 1ST CLASS SEAT

SKIMMER 116 W/ 1ST CLASS SEAT	11' 6" / 350cm	30.5" / 77cm	42 lbs. / 19.1kg	300 lbs. / 136.1kg	1ST CLASS SEAT	
SKIMMER 116	11' 6" / 350cm	30.5" / 77cm	42 lbs. / 19.1kg	300 lbs. / 136.1kg	AIRSTREAM SEAT BACK W/ DELUXE SEAT PAD	



SKIMMER 128

SKIMMER 128	12' 9" / 390cm	28" / 71cm	47 lbs. / 21.3kg	315 lbs. / 142.9kg	AIRSTREAM SEAT BACK W/ DELUXE SEAT PAD	
SKIMMER 128 RUDDER READY	12' 9" / 390cm	28" / 71cm	47 lbs. / 21.3kg	315 lbs. / 142.9kg	AIRSTREAM SEAT BACK W/ DELUXE SEAT PAD	
SKIMMER 128 W/ RUDDER	12' 9" / 390cm	28" / 71cm	50 lbs. / 22.7kg	315 lbs. / 142.9kg	AIRSTREAM SEAT BACK W/ DELUXE SEAT PAD	



SKIMMER 140	14' / 472cm	29.5" / 75cm	52 lbs. / 23.6kg	350 lbs. / 158.7kg	AIRSTREAM SEAT BACK W/ DELUXE SEAT PAD	
SKIMMER 140 RUDDER READY	14' / 472cm	29.5" / 75cm	52 lbs. / 23.6kg	350 lbs. / 158.7kg	AIRSTREAM SEAT BACK W/ DELUXE SEAT PAD	
SKIMMER 140 W/ RUDDER	14' / 472cm	29.5" / 75cm	55 lbs. / 24.9kg	350 lbs. / 158.7kg	AIRSTREAM SEAT BACK W/ DELUXE SEAT PAD	



SKIMMER 140 TANDEM

SKIMMER 140 TANDEM	14' / 472cm	33" / 83.8cm	65 lbs. / 29.5kg	425 lbs. / 192.8kg	AIRSTREAM SEAT BACK W/ DELUXE SEAT PAD	
---------------------------	-------------	--------------	------------------	--------------------	--	--



DAY TOURING

	LENGTH	WIDTH	WEIGHT	CAPACITY	OUTFITTING	
--	--------	-------	--------	----------	------------	--

SOJOURN SERIES



SOJOURN 146

SOJOURN 126	12' 6" / 381cm	24" / 61cm	42 lbs. / 19.1kg	250 lbs. / 113.4kg	AIRSTREAM SEAT BACK W/ DELUXE PAD	
SOJOURN 126 RUDDER READY	12' 6" / 381cm	24" / 61cm	42 lbs. / 19.1kg	250 lbs. / 113.4kg	AIRSTREAM SEAT BACK W/ DELUXE PAD	
SOJOURN 126 W/ RUDDER	12' 6" / 381cm	24" / 61cm	45 lbs. / 20.4kg	250 lbs. / 113.4kg	AIRSTREAM SEAT BACK W/ DELUXE PAD	
SOJOURN 135	13' 5" / 411cm	24" / 61cm	45 lbs. / 20.4kg	275 lbs. / 124.7kg	AIRSTREAM SEAT BACK W/ DELUXE PAD	
SOJOURN 135 RUDDER READY	13' 5" / 411cm	24" / 61cm	45 lbs. / 20.4kg	275 lbs. / 124.7kg	AIRSTREAM SEAT BACK W/ DELUXE PAD	
SOJOURN 135 W/ RUDDER	13' 5" / 411cm	24" / 61cm	48 lbs. / 21.8kg	275 lbs. / 124.7kg	AIRSTREAM SEAT BACK W/ DELUXE PAD	
SOJOURN 146	14' 6" / 442cm	24" / 61cm	47 lbs. / 21.3kg	300 lbs. / 136.1kg	AIRSTREAM SEAT BACK W/ DELUXE PAD	
SOJOURN 146 RUDDER READY	14' 6" / 442cm	24" / 61cm	47 lbs. / 21.3kg	300 lbs. / 136.1kg	AIRSTREAM SEAT BACK W/ DELUXE PAD	
SOJOURN 146 W/ RUDDER	14' 6" / 442cm	24" / 61cm	50 lbs. / 23kg	300 lbs. / 136.1kg	AIRSTREAM SEAT BACK W/ DELUXE PAD	
SOJOURN 146 LV*	14' 6" / 442cm	24" / 61cm	46 lbs. / 20.9kg	275 lbs. / 124.7kg	AIRSTREAM SEAT BACK W/ DELUXE PAD	
SOJOURN 146 LV* RUDDER READY	14' 6" / 442cm	24" / 61cm	46 lbs. / 20.9kg	275 lbs. / 124.7kg	AIRSTREAM SEAT BACK W/ DELUXE PAD	
SOJOURN 146 LV* W/ RUDDER	14' 6" / 442cm	24" / 61cm	49 lbs. / 22kg	275 lbs. / 124.7kg	AIRSTREAM SEAT BACK W/ DELUXE PAD	

*(LOW VOLUME) MODEL HAS A 1" LOWER DECK TO ACCOMMODATE SMALLER PADDLERS



ACCESSORIES



10" HINGE HATCH

10HHC

- This 10-inch plastic hatch with hinge mechanism and rubber gasket seal makes it super easy to access your gear
- Comes standard on the Santee 110 Sport, 116 Sport, 120 Sport, 126 Sport, Skimmer 120 Propel, and Skimmer 116 DLX

MADE IN THE USA



5.5" ROUND HATCH COVER

5.5RHC

- Center hatch on Skimmer 116, 128, and 140
- Hatches forward of the seat on Skimmer 140 Tandem
- Rear hatch on Skimmer 128 and 140, and Skimmer 120 Propel

MADE IN THE USA



LONG OVAL HATCH COVER

LOHC

- 19x10" rubber hatch cover
- Rear Hatch on Sojourn 126, 135, and 146
- Front Hatch on Skimmer 140

MADE IN THE USA



10" ROUND HATCH COVER

10RHC

- Rear Hatch on Santee 116, 126, and 140 Tandem
- Front Hatch on Skimmer 128, Sojourn 126, 135, and 146

MADE IN THE USA



8" ROUND HATCH COVER

8RHC

- Front hatch on Skimmer 116 and 140 Tandem
- Hatch on HK Sport Console

MADE IN THE USA

ACCESSORIES



AIRESTREAM SEAT COMPLETE

AIRESC

- This comfortable and breathable seat with adjustable seat back comes standard in most of our recreational and day touring sit-inside kayaks. Please call for details.

MADE IN THE USA



AIRESTREAM SEAT BACK

AIREESB

- This comfortable, breathable and highly adjustable seatback is installed on all Airestream seats and some Skimmer model kayaks.

MADE IN THE USA



MINICELL THIGH PADS SET

RECTPS

- These long cushy pads come standard on the cockpit combings of our single person Santee series kayaks.

MADE IN THE USA



CONTROL MASTER THIGH BRACE KIT

CMTBK

- These adjustable thigh braces with foam pads come standard on our Sojourn Series kayaks and can be adjusted forward and from the standard position to help you find that perfect fit for rolling and bracing.

MADE IN THE USA



HK SPORTS CONSOLE

HKSCON

- Features: 8" dry hatch, 2 recessed storage trays, 2 water bottle holders with bungee, and 4" track system
- Fits: Santee 110 Sport, 116 Sport, 120 Sport, 126 Sport, and some older models

MADE IN THE USA

ACCESSORIES



RUDDER ASSEMBLY KIT

- Our Sojourn and Skimmer rudder kits are a combination of a Smart Track rudder and Sealect Designs toe-pedal control foot braces. When ordering please specify the model kayak as different models require different parts.

RUDKIT

MADE IN THE USA



RUDDER READY KIT

- Our Sojourn and Skimmer rudder ready kits are designed for boats outfitted with cable tubing and rudder mount screws at the factory. As with our full kits, our RR kits are a combination of a Smart Track rudder and Sealect Designs toe-pedal control foot braces.

RRKIT

MADE IN THE USA



TWIST-LOCK FOOTBRACES

- These footbraces are adjustable from a seated position using extended red flag and come standard in all our sit-inside kayaks that do not have rudders.

TLFOOT

MADE IN THE USA



PINCH & PULL FOOTBRACE SET

- These study footbraces from Sealect Designs come standard in our Skimmer Series sit-on-tops without rudders.

PPFOOT

MADE IN THE USA



NATIVE WATERCRAFT

2019 PRODUCT GUIDE






NEW STINGRAY ANGLER SOLO & TANDEM

The new Stingray Angler rides high and dry and provides serious stability and comfort. The super stable hull design with a pronounced stern keel for excellent tracking rides nice in swells, waves and choppy conditions. The rockered and flared bow design is at home in coastal marsh and surf environments as well as cruising the local river. With molded-in handles around the kayak and a simple deck design full of functional features, you'll find it a breeze managing this kayak on and off the water. The clip on removable padded seat system provides additional comfort, adjustability, and control during a day on the water.

With all of the performance and comfort features of the Stingray Angler Solo, this killer tandem is equipped with bow and stern seat positions that are spaciouly separated allowing plenty of room for each paddler. For those who want to go it alone, a center molded-in seat makes solo paddling a breeze on the Stingray Angler Tandem.

SOLO AVAILABLE DECEMBER 2018

TANDEM AVAILABLE FEBRUARY 2019



- A (4) CARRY HANDLES
- B MOLDED-IN CHILD SEAT
- C STERN STORAGE AREA
- D (2) FLUSH-MOUNT ROD HOLDERS
- E BUNGEE PADDLE KEEPER
- F 1ST CLASS FRAME SEAT
- G 5.5" ROUND HATCH
- H BOW HATCH FOR STORAGE
- I HIGH RISE BOW FOR DRY RIDE
- J STACKABLE DESIGN
- K SKID PLATE

STINGRAY ANGLER

	LENGTH	WIDTH	DEPTH	WEIGHT		CAPACITY	OUTFITTING	
				FITTED HULL*	FULLY RIGGED**			
STINGRAY ANGLER SOLO	11' 6" / 350cm	31.5" / 80cm	TBD	60 lbs. / 27.2kg	65 lbs. / 29.5kg	375 lbs. / 170.1kg	1ST CLASS FRAME SEAT	
STINGRAY ANGLER TANDEM	13' 6" / 411cm	34" / 86cm	TBD	70 lbs. / 31.6kg	80 lbs. / 36.3kg	475 lbs. / 215.5kg	1ST CLASS FRAME SEAT	

*Fitted hull weight is the boat weight with the 5lb. 1st Class Frame Seat removed ***Estimated weights

**Fully Rigged weight is the boat weight with the 5lb. 1st Class Frame Seat installed





NEW SLAYER 12 XC

The Slayer 12 XC is built for **cross conditions** performance. River anglers get maneuverability and control in tight spots. Flats fishermen get outstanding stability for stand-up sight casting and a shallow draft. When it's time to cover some ground, a flip of a lever drops a directional skeg to allow the Slayer XC to track on a line to the next spot. The XC includes an electronics ready pod which is built for ease of outfitting. For anglers seeking a clean, wide open deck, the electronics ready pod can be removed and replaced with the included flat deck plate.



- A POWER-POLE/MICRO ANCHOR MOUNTING POINT
- B CHAIN DRAG ANCHOR READY
- C (2) FLUSH MOUNTED ROD HOLDERS
- D STERN STORAGE AREA
- E MULTI-ADJUST HI-LO 1ST CLASS SEATING
- F CUP HOLDER/STAGING ROD HOLDER
- G SKEG CONTROL
- H ANCHOR LINE CLEAT
- I UNDER-SEAT TACKLE STORAGE
- J (4) GROOVE TRACKS
- K ANTI-SLIP PADS
- L ELECTRONICS POD
- M (4) SCUPPER PLUGS
- N ROD LAY GROOVES
- O BOW HATCH FOR STORAGE
- P HORIZONTAL ROD STORAGE
- Q QUICK ACCESS PADDLE STAGER
- R (4) PADDED CARRY HANDLES
- S REPLACEABLE SKID PLATE
- T SPRING-LOADED RETRACTABLE SKEG

SLAYER 12 XC

	LENGTH	WIDTH	DEPTH	WEIGHT		CAPACITY	OUTFITTING
				FITTED HULL*	FULLY RIGGED**		
SLAYER 12 XC	12' 2" / 371cm	36.5" / 93cm	12" / 30cm	87 lbs. / 39.5kg	104 lbs. / 47kg	500 lbs. / 227kg	1ST CLASS HI-LO SEAT

*Fitted hull weight is the boat weight with the seat and seat base removed

**Fully Rigged weight is the boat weight with the seat and seat base installed



FEATURE TITAN PROPELS

Native's flagship line of propel fishing kayaks stormed the pedal drive market in 2018, winning Paddle Expo's Fishing Kayak of the Year. Titans have it all—unsurpassed stability, plastifoam molding technology for flotation and durability, Hi-Lo Frame Seating for comfort, and a proven pedal drive system. Packed with features and outfitted to the hilt, these kayaks are the angler's fantasy fulfilled.



- A CARRY HANDLES (7)
- B POWER-POLE/MICRO ANCHOR MOUNTING AREA (13.5 W/ PLATES)
- C PADDLE HOLDERS (2)
- D HORIZONTAL ROD HOLDERS (10.5, 12 - 2, 13.5 - 4)
- E DRY HATCH STERN STORAGE
- F SLIDING SEAT SYSTEM (13.5 EXT.)
- G CUP HOLDERS (10.5, 12 - 2, 13.5 - 1)
- H ROD HOLDER
- I RUDDER CONTROL
- J UNDER SEAT STORAGE TRAY
- K ANTI-SLIP PADS (2)
- L GROOVE TRACKS (10.5 - 5, 12 - 6, 13.5 - 12)
- M SCUPPER PLUGS (10.5, 12 - 2, 13.5 - 8)
- N BOW HATCH FOR STORAGE (BUCKET INCLUDED WITH 13.5)
- O RUDDER SYSTEM
- P PROPEL PEDAL DRIVE SYSTEM

FEATURED ACCESSORIES*

TRANSOM-STYLE MOTOR MOUNT

NATIVE LANDING GEAR

*AVAILABLE SEPARATELY

TITAN PROPELS

	LENGTH	WIDTH	DEPTH	WEIGHT		CAPACITY	OUTFITTING
				FITTED HULL*	FULLY RIGGED**		
TITAN PROPEL 10.5	10' 9" / 328cm	37.5" / 95cm	13" / 33cm	97 lbs. / 44kg	121 lbs. / 55kg	500 lbs. / 227kg	1ST CLASS SLIDING SEAT
TITAN PROPEL 12	12' / 366cm	39" / 99cm	13" / 33cm	109 lbs. / 49kg	138 lbs. / 63kg	500 lbs. / 227kg	1ST CLASS SLIDING SEAT
TITAN PROPEL 13.5	13' 6" / 411cm	41.5" / 105cm	14" / 36cm	154 lbs. / 69.9kg	178 lbs. / 80.7kg	550 lbs. / 250kg	1ST CLASS SLIDING SEAT

*Fitted hull weight is the boat weight with the seat, seat base, and Propel removed
 **Fully rigged weight is the boat weight with the seat, seat base, and Propel installed





FEATURE MANTA RAY ANGLER 12 XT WITH IMPROVED TRACKING HULL

Affordability, fishing ready features and Hi-Lo Frame seating are the name of the game with the Manta Ray Angler 12 XT. The Manta Ray Angler 12 XT delivers the performance, confidence and comfort necessary for a day on the water. The 2019 model features an improved tracking hull for ease on the water for paddlers of all levels.




- A (4) CARRY HANDLES
- B STERN STORAGE AREA
- C 5.5" ROUND HATCH
- D (2) MOLDED IN ROD HOLDERS
- E DECK MOUNT PADDLE HOLDER
- F HI-LOW FRAME SEAT
- G WATER BOTTLE HOLDER
- H (2) GROOVE TRACKS
- I (4) SCUPPER PLUGS
- J ELECTRONICS READY CONSOLE
- K BOW HATCH FOR STORAGE

MANTA RAY ANGLER 12 XT

	LENGTH	WIDTH	DEPTH	WEIGHT		CAPACITY	OUTFITTING
				FITTED HULL*	FULLY RIGGED**		
MANTA RAY ANGLER 12 XT	12' 7" / 384cm	33" / 84cm	12" / 30.5cm	63 lbs. / 28.6kg	68 lbs. / 30.8kg	325 lbs. / 121.3kg	1ST CLASS HI-LO FRAME SEAT

*Fitted hull weight is the boat weight with the 5lb. 1st Class Hi-Lo Frame Seat removed

**Fully Rigged weight is the boat weight with the 5lb. 1st Class Hi-Lo Frame Seat installed





SLAYER SERIES

	LENGTH	WIDTH	DEPTH	WEIGHT		CAPACITY	OUTFITTING
				FITTED HULL*	FULLY RIGGED**		

SLAYER PRO



SLAYER 12 PRO

SLAYER 12 PRO	12' / 366cm	31" / 79cm	12" / 30cm	65 lbs. / 29.5kg	70 lbs. / 31.8kg	400 lbs. / 181kg	1ST CLASS HI-LO SEAT
SLAYER 12	12' / 366cm	31" / 79cm	12" / 30cm	62 lbs. / 28.1kg	67 lbs. / 30.4kg	400 lbs. / 181kg	FRAMED HI-LO SEAT

SLAYER 12 PRO INCLUDES: (2) FLUSH MOUNT ROD HOLDERS, (2) CAMI-LOK PADDLE HOLDERS, PADS, BOW HATCH COVER, ANCHOR TROLLEY, STAND UP STRAP, 3-POCKETTOOL HOLDER, (6) SCUPPER PLUGS



LIZARD LICK


HIDDEN OAK

SLAYER XC

SLAYER 12 XC***	12' 2" / 371cm	36.5" / 93cm	12" / 30cm	87 lbs. / 39.5kg	104 lbs. / 47kg	500 lbs. / 227kg	1ST CLASS SEAT
------------------------	----------------	--------------	------------	------------------	-----------------	------------------	----------------


***See New Boat page 22 for details

SLAYER PROPEL




SLAYER PROPEL 10	10' / 305cm	34" / 86cm	13" / 33cm	62 lbs. / 28kg	81 lbs. / 36.7kg	400 lbs. / 181kg	1ST CLASS SLIDING SEAT
-------------------------	-------------	------------	------------	----------------	------------------	------------------	------------------------

LIGHTWEIGHT PROPEL ONLY 62 lbs



SLAYER PROPEL 13	13' 2" / 401cm	33" / 84cm	13" / 33cm	89 lbs. / 40kg	108 lbs. / 49kg	500 lbs. / 181kg	1ST CLASS SLIDING SEAT
-------------------------	----------------	------------	------------	----------------	-----------------	------------------	------------------------



BLUE LAGOON

LIZARD LICK

COPPERHEAD

HIDDEN OAK

SLAYER PROPEL LT



SLAYER PROPEL 12 LT	12' / 366cm	31" / 79cm	12" / 30cm	639 lbs. / 28.6kg	82 lbs. / 37.2kg	350 lbs. / 158.8kg	1ST CLASS SLIDING SEAT
----------------------------	-------------	------------	------------	-------------------	------------------	--------------------	------------------------


*Fitted hull weight is the boat weight with the seat and Propel removed

**Fully rigged weight is the boat weight with the seat and Propel installed



BLUE

INFERNO



OVER 10 YEARS OF R&D EXPERIENCE

With over 10 years of research and design experience with the proven Propel Pedal Drive, Native Watercraft is the most trusted brand in reverse-capable kayak drive systems.



SPECS & PRICING

MANTA RAY SERIES

	LENGTH	WIDTH	DEPTH	WEIGHT		CAPACITY	OUTFITTING	
				FITTED HULL*	FULLY RIGGED**			

MANTA RAY PROPEL ANGLER



MANTA RAY PROPEL ANGLER 12	12' 2" / 371cm	33" / 84cm	12" / 30cm	70 lbs. / 32kg	89 lbs. / 40.4kg	325 lbs. / 147.4kg	SLIDING SEAT	
-----------------------------------	----------------	------------	------------	----------------	------------------	--------------------	--------------	--

*Fitted hull weight is the boat weight with the seat and propel removed

**Fully Rigged weight is the boat weight with the seat and propel installed

INCLUDES: (2) STERN SCUPPER PLUGS



BLUE LAGOON



LIZARD LICK



HIDDEN OAK

VERSA BOARD ANGLER

	LENGTH	WIDTH	DEPTH	WEIGHT	CAPACITY	OUTFITTING	
--	--------	-------	-------	--------	----------	------------	--

VERSA BOARD

VERSA BOARD ANGLER
NEW W/ FRAME SEAT



VERSA BOARD ANGLER	12' 3" / 373cm	33" / 84cm	7" / 18cm	55 lbs. / 25kg	300lbs. / 136kg	OPTIONAL SEATING	
---------------------------	----------------	------------	-----------	----------------	-----------------	------------------	--

VERSA BOARD ANGLER W/ FRAME SEAT	12' 3" / 373cm	33" / 84cm	7" / 18cm	60 lbs. / 27kg	300lbs. / 136kg	1ST CLASS FRAME SEAT	
---	----------------	------------	-----------	----------------	-----------------	----------------------	--

INCLUDES: GROOVE TRACK STRIP, DECK MOUNT PADDLE HOLDER, TAG-ALONG WHEEL, AND RETRACTABLE SKEG



HIDDEN OAK

ULTIMATE SERIES

	LENGTH	WIDTH	DEPTH	WEIGHT		CAPACITY	OUTFITTING	RETAIL
				FITTED HULL*	FULLY RIGGED**			

ULTIMATE 12



ULTIMATE 12	12'12" / 368cm	30" / 76cm	12" / 30cm	44 lbs. / 20kg	49 lbs. / 22kg	350 lbs. / 159kg	ULTIMATE SEAT	
--------------------	----------------	------------	------------	----------------	----------------	------------------	---------------	--



BLUE LAGOON



LIZARD LICK



HIDDEN OAK

ULTIMATE SERIES

	LENGTH	WIDTH	DEPTH	WEIGHT		CAPACITY	OUTFITTING	
				FITTED HULL*	FULLY RIGGED**			

ULTIMATE 14.5



ULTIMATE 14.5 T

ULTIMATE 14.5 TANDEM	14' 7" / 445cm	30" / 76cm	12" / 30cm	54 lbs. / 24.5kg	64 lbs. / 29kg	450 lbs. / 204kg	ULTIMATE SEAT	
-----------------------------	----------------	------------	------------	------------------	----------------	------------------	---------------	--

*Fitted hull weight is the boat weight with the Ultimate seat system removed

**Fully Rugged weight is the boat weight with the Ultimate seat system installed



HIDDEN OAK


ULTIMATE FX SERIES

	LENGTH	WIDTH	DEPTH	WEIGHT		CAPACITY	OUTFITTING	
				FITTED HULL*	FULLY RIGGED**			

ULTIMATE FX



ULTIMATE FX 12	12' 2" / 371cm	30.5" / 77cm	12.5" / 32cm	60 lbs. / 27.5kg	64 lbs. / 29kg	350 lbs. / 159kg	1ST CLASS HI-LO SEAT	
-----------------------	----------------	--------------	--------------	------------------	----------------	------------------	----------------------	--




BLUE LAGOON



LIZARD LICK



HIDDEN OAK



ULTIMATE FX 15 TANDEM	15' 3" / 465cm	31" / 79cm	12.5" / 32cm	80 lbs. / 36.3kg	90 lbs. / 40.8kg	600 lbs. / 272kg	1ST CLASS HI-LO SEATS	
------------------------------	----------------	------------	--------------	------------------	------------------	------------------	-----------------------	--

*Fitted hull weight is the boat weight with the 1st class Hi-Lo seat(s) removed

**Fully Rugged weight is the boat weight with the 1st class Hi-Lo seat(s) installed



BLUE LAGOON



LIZARD LICK



HIDDEN OAK


ULTIMATE FX PROPEL



ULTIMATE FX PROPEL 13	13' 6" / 411cm	32.5" / 83cm	12.5" / 32cm	79 lbs. / 36kg	98 lbs. / 44.5kg	400 lbs. / 181kg	1ST CLASS SLIDING SEAT	
------------------------------	----------------	--------------	--------------	----------------	------------------	------------------	------------------------	--

*Fitted hull weight is the boat weight with the 1st Class Sliding Seat and propel removed

**Fully Rugged weight is the boat weight with the 1st Class Sliding Seat and propel installed



BLUE LAGOON



LIZARD LICK





COPPERHEAD





HIDDEN OAK


MOUNTING SYSTEMS

	NATIVE LANDING GEAR WITH 16" CROSS BAR	<table border="1"> <tr> <td colspan="2">ACAR003</td> </tr> </table>	ACAR003	
	ACAR003			
<ul style="list-style-type: none"> - Rail mounted trolley rotates up and down. Includes Hardware - Fits the Slayer Series, Slayer 12 XC, and Ultimate FX 13 Propel - Includes 16" Cross Bar and 24" tall Legs 	<table border="1"> <tr> <td>ACAR022</td> <td>\$280</td> </tr> </table>	ACAR022	\$280	
ACAR022	\$280			
	NATIVE LANDING GEAR WITH 27" EXTENSION CROSS BAR			
	<ul style="list-style-type: none"> - Fits the Titan Series - Includes 27" Cross Bar and 24" tall Legs 			
		MADE IN THE USA		

	TRANSOM-STYLE MOTOR MOUNT	<table border="1"> <tr> <td>AMOT002</td> </tr> <tr> <td>AMOT003</td> </tr> </table>	AMOT002	AMOT003
	AMOT002			
AMOT003				
<ul style="list-style-type: none"> - AMOT002 - 14" Thwart Mount - AMOT003 - 20" Thwart Mount - For mounting an electric motor to propel kayaks 				
		MADE IN THE USA		

	GROOVE ADAPTER SLUGS KIT	<table border="1"> <tr> <td>AGR0001</td> </tr> </table>	AGR0001
	AGR0001		
<ul style="list-style-type: none"> - Hardware and slider feet allows almost any gear to be mounted on the Groove accessory mounting system 			
		MADE IN THE USA	

	THUMB SCREWS	<table border="1"> <tr> <td>ASCR001</td> </tr> </table>	ASCR001
	ASCR001		
<ul style="list-style-type: none"> - Replaces screws on groove track floating pad-eyes. Allows for adjustments without a screwdriver while on the water - Slayer 12/14 console replacement screws - Low profile, sold in sets of 4 			

	SLIDER KIT WITH PAD-EYE HOOK	<table border="1"> <tr> <td>AGR0004</td> </tr> </table>	AGR0004
	AGR0004		
<ul style="list-style-type: none"> - Includes: four 10/32 slider slugs, four bungee pad-eyes, and four mounting screws 			
		MADE IN THE USA	

STORAGE

SEAT TOOL AND TACKLE ORGANIZER
AST0005

- Fits Slayer Propel 10, Slayer Propel 13, Slayer 12, 14.5, and Ultimate FX Propel

MADE IN THE USA


TITAN PROPEL 12 BOW HATCH BUCKET
ABUC001

- For Titan Propel 12
- Mounts inside bow hatch for easier storage

MADE IN THE USA


RAIL TOOL AND TACKLE CADDY
AST0012

- For Slayer Propel 10 and Slayer Propel 13
- Mounts on Groove Track
- Includes Hardware

MADE IN THE USA


3-POCKET TOOL HOLDER
AST0020

- Mounts to groove tracks on select Native kayak models.
- Includes hand-sewn tool holder, two thumb screws, and two slider slugs.

MADE IN THE USA


FIRST CLASS SEAT PACK
APAC001

- Washable seat pack
- Contours to the First Class Seat
- Vertical side zip for easy access while seated
- Front has two mesh pockets for extra storage

MADE IN THE USA

STORAGE

SEAT BACK TACKLE STORAGE
AST0015

- Fits onto back of all Native Watercraft seats except Manta Ray Anglers

MADE IN THE USA


HORIZONTAL ROD STORAGE FOR SLAYER SERIES
AROD010

- Horizontal Rod Storage addition fits 2 rods


ASSEMBLED IN THE USA

CAM-LOK PADDLE HOLDERS
APAD120

- Locks-on to all paddle shafts and rod ends
- Can be mounted to any Groove track with easy lock
- No tools needed to install, sold in pairs

MADE IN THE USA
PROPEL ACCESSORIES

PROPEL PEDAL DRIVE
APED040

- The Propel Pedal Drive can now be purchased separate of the Propel kayaks. Thwart bar not included.


PROPEL PROP INDEXER
APRO010

- The Propel Indexer can quickly be engaged to allow for immediate propeller placement for lifting the propel drive back onto the deck in shallow waters.

MADE IN THE USA

PROPEL ACCESSORIES

PROPEL™ LUBRICATION KIT
AKIT001

- For recommended periodic maintenance of Propel crank
- Includes 3.5 oz. of Teflon lubricant, pump with extended nozzle and 3/16" allen key to access fill port


PROPEL™ EASY CRUZ PROPELLER UPGRADE KIT
APR0001

- Increased efficiency with no speed loss
- Power boat like sheer pin system to protect the blades from impact damage
- Easy Cruz cartridge

(FOR ULTIMATE PROPEL 10100001+ AND MARINER PROPEL 20100001+)


PROPEL™ EASY CRUZ REPLACEMENT PROPELLER
APR0002

- Increased efficiency with no speed loss
- Power boat like sheer pin system to protect the blades from impact damage

(FOR ULTIMATE PROPEL 10100001+ AND MARINER PROPEL 20100001+)

MADE IN THE USA

CRANK SEAL REPLACEMENT KIT
APR0008

- Includes 2 External Seals and 2 Internal Retaining Rings


UPPER TRANSMISSION REBUILD KIT
APR0005

- Includes Upper Gear Assembly, Bearings, Upper Transmission Gear
- Increases the efficiency and performance of well-used drives

PROPEL ACCESSORIES

GEAR REPLACEMENT KIT

- For gear replacement only.
- Upper gear replacement kit APRO007.
- Lower gear replacement kit APRO011.
- Includes crank gear and upper/lower transmission gear.

APRO007

APRO011


LOWER TRANSMISSION REBUILD KIT

- Includes propeller cartridge, bearings, lower transmissions gear, and O ring
- Increased efficiency with no speed loss
- Increases the efficiency and performance of well-used drive

APRO006

HATCH COVERS

TITAN 12, 13.5/SLAYER 14.5 HATCH

- Sheds water
- Rigid plastic that will not sag
- Thermoformed ABS
- Secured in place by cross-pattern bungee system

AHAT002

MADE IN THE USA


SLAYER 12/SLAYER PROPEL 13 HATCH

- Sheds water
- Rigid plastic that will not sag
- Thermoformed ABS
- Secured in place by cross-pattern bungee system

AHAT001

MADE IN THE USA


SUPER SEAL HATCH

- Injection molded out of super tough, flexible plastic with a durable rubber rim
- Fits Manta Ray 12 and 14, Slayer Propel 10, Slayer 12 XC, and Titan Propel 10
- Easy to put on and take off

AHAT005

MADE IN THE USA



ULTIMATE FX 12 HATCH

- Sheds water
- Rigid Plastic that will not sag
- Thermoformed ABS
- Secured in place by cross-pattern bungee system

AHAT003

MADE IN THE USA

RUDDER KITS



RUDDER KIT
- Hardware included

SLAYER 12, 14.5	ARUD007
ULT ROTO 12 W/ FLOTATION (UNIVERSAL MOUNT)	ARUD003
ULT ROTO 14.5 W/FLOTATION (UNIVERSAL MOUNT)	ARUD004
ULTIMATE FX 12	ARUD008
ULTIMATE FX 15	ARUD009
MANTA RAY 12, 14	ARUD367

APPAREL



NATIVE WATERCRAFT HAT

- Unstructured, six-panel, low-profile, cotton
- Embroidered Native Watercraft logo
- Charcoal colored hat

AAPP211



NATIVE WATERCRAFT T-SHIRT

- Eco-Conscious, Ultra-Comfortable: 50/50 Cotton/Poly Blend
- Made from Post-Consumer Plastic and Post Industrial Cotton.
- 8 Plastic Bottles recycled to make every shirt!
- SM - XXL sizes available

AAPP125

MADE IN THE USA



NATIVE WATERCRAFT STICKER PACK

- Two 2.5"x 11" Native Watercraft logo stickers with clear adhesive backing
- Two 3.58"x 2.31" fish graphic stickers with clear adhesive backing

ASTI012

MADE IN THE USA



2019 PRODUCT GUIDE






NEW VENTURA SOLO & TANDEM

The new Ventura rides high and dry and provides serious stability and comfort. The super stable hull design with a pronounced stern keel for excellent tracking rides nice in swells, waves and choppy conditions. The rockered and flared bow design is at home in coastal marsh and surf environments as well as cruising the local river. With molded-in handles around the kayak and a simple deck design full of functional features, you'll find it a breeze managing this kayak on and off the water. The clip on removable padded seat system provides additional comfort, adjustability, and control during a day on the water.

With all of the performance and comfort features of the Ventura Solo, this killer tandem is equipped with bow and stern seat positions that are spaciouly separated allowing plenty of room for each paddler. For those who want to go it alone, a center molded-in seat makes solo paddling a breeze on the Ventura Tandem.

SOLO AVAILABLE DECEMBER 2018

TANDEM AVAILABLE FEBRUARY 2019



- A (4) CARRY HANDLES
- B MOLDED-IN CHILD SEAT
- C STERN STORAGE AREA
- D DETACHABLE PADDED SEAT AND SEAT BACK
- E BUNGEE PADDLE KEEPER
- F 5.5" ROUND HATCH
- G BOW HATCH FOR STORAGE
- H HIGH RISE BOW FOR DRY RIDE
- I STACKABLE DESIGN
- J SKID PLATE

VENTURA

	LENGTH	WIDTH	DEPTH	WEIGHT		CAPACITY	OUTFITTING
				FITTED HULL*	FULLY RIGGED**		
VENTURA SOLO	11' 6" / 350cm	31.5" / 80cm	TBD	60 lbs. / 27.5kg	62 lbs. / 28kg	375 lbs. / 170kg	DETACHABLE PADDED SEAT
VENTURA TANDEM	13' 6" / 411cm	34" / 86cm	TBD	70 lbs. / 31.8kg	80 lbs. / 33.6kg	475 lbs. / 215.5kg	DETACHABLE PADDED SEATS

*Fitted hull weight is the boat weight with the Detachable Padded Seat(s) removed ***Estimated weights

**Fully Rigged weight is the boat weight with the Detachable Padded Seat(s) installed





RECREATIONAL

	LENGTH	WIDTH	WEIGHT	OUTFITTING	
--	--------	-------	--------	------------	--

MARVEL SERIES



MARVEL 12

MARVEL 10	11' / 305cm	30" / 76cm	42 lbs. / 19kg	ULTIMATE FRAME SEAT	
MARVEL 12	12' 1" / 368cm	30" / 76cm	50 lbs. / 22kg	ULTIMATE FRAME SEAT	
MARVEL 12 W/ SPORT CONSOLE	12' 1" / 368cm	30" / 76cm	52 lbs. / 24kg	ULTIMATE FRAME SEAT	
MARVEL 14.5 TANDEM	14' 7" / 445cm	31" / 79cm	65 lbs. / 29kg	ULTIMATE FRAME SEAT	

NEW FEATURE: SOLO SEAT POSITIONING READY



CROSSOVER

	LENGTH	WIDTH	WEIGHT	OUTFITTING	
--	--------	-------	--------	------------	--

REMIX SERIES



REMIX XP 10

REMIX XP9	9' 2" / 279cm	26" / 66cm	46 lbs. / 21kg	BAD ASS OUTFITTING	
REMIX XP10	10' 3" / 312cm	28" / 71cm	49 lbs. / 22kg	BAD ASS OUTFITTING	



STAND UP PADDLE BOARD

	LENGTH	WIDTH	WEIGHT	OUTFITTING	
--	--------	-------	--------	------------	--

VERSA BOARD



VERSA BOARD
NEW W/ FRAME SEAT

VERSA BOARD	12' 3" / 373cm	33" / 84cm	55 lbs. / 25kg	NONE	
VERSA BOARD W/ FRAME SEAT	12' 3" / 373cm	33" / 84cm	60 lbs. / 27kg	1ST CLASS FRAME SEAT	

INCLUDES: DECK MOUNT PADDLE HOLDER, TAG-ALONG WHEEL AND RETRACTABLE SKEG
OPTIONAL WEDGE SEAT



DAY TOURING

	LENGTH	WIDTH	WEIGHT	OUTFITTING	
--	--------	-------	--------	------------	--

INUIT SERIES


INUIT 13.5

INUIT 12.5	12' 6" / 381cm	26" / 66cm	55 lbs. / 25kg	AIRSTREAM SEAT SYSTEM	
INUIT 13.5	13' 6" / 411cm	23.5" / 60cm	55 lbs. / 25kg	AIRSTREAM SEAT SYSTEM	
INUIT 14.5	14' 6" / 441cm	24.5" / 62cm	61 lbs. / 28kg	AIRSTREAM SEAT SYSTEM	



BLUE ICE



SUNBURST



MOJITO

SIT ON TOPS

	LENGTH	WIDTH	WEIGHT	OUTFITTING	WHOLESALE
--	--------	-------	--------	------------	-----------

MANTA RAY PROPEL


MANTA RAY PROPEL	12' 2" / 371cm	33" / 84cm	88 lbs. / 40kg*	1ST CLASS SLIDING SEAT	
-------------------------	----------------	------------	-----------------	------------------------	--

*Fully rigged weight: the boat weight with the 5 lb. 1st Class Seat and 14 lb. Propel.



WASABI



BLUE ICE



SUNBURST



MOJITO

MANTA RAY


MANTA RAY 12	12' 2" / 371cm	30" / 76cm	64 lbs. / 29kg	DVC DELUXE SEAT	
---------------------	----------------	------------	----------------	-----------------	--

COUPE SERIES


COUPE	10' / 305cm	30" / 76cm	50 lbs. / 23kg	DVC DELUXE SEAT	
--------------	-------------	------------	----------------	-----------------	--



DEUCE COUPE	13' / 396cm	33" / 84cm	78 lbs. / 35kg	DVC DELUXE SEAT	
--------------------	-------------	------------	----------------	-----------------	--



BLUE ICE



SUNBURST



MOJITO

REC ACCESSORIES**PROPEL PROP INDEXER**

APR0010

- The Propel Indexer can quickly be engaged to allow for immediate propeller placement for lifting the propel drive back onto the deck in shallow waters.

MADE IN THE USA

**2014 XP HATCH COVER**

AHAT005

- Light weight, easy to put on and take off
- Fits any 2014 or newer Remix XP model

MADE IN THE USA

**SUPER SEAL SCUPPER PLUGS**

APLG001

- Creates a high pressure seal to keep water from entering scupper holes
- Low profile; can be modified to use a tether
- Sold in pairs

**HIGH SEAT BACK REMIX XP**

ASEA014

- Attaches to existing Remix XP seat to provide additional back support

MADE IN THE USA

**MARVEL 12 SPORT CONSOLE**

ACON012


- Features: 8" dry hatch, 2 recessed storage trays, 2 water bottle holders with bungee, and 4" track system
- Fits Marvel 12

MADE IN THE USA




ACCESSORIES

REC ACCESSORIES

	BULKHEAD UPGRADE KIT - ABUL009 for Remix XP 9 - ABUL010 for Remix XP 10 - Convert the Remix XP Footpeg System to a whitewater bulkhead system for more support in whitewater conditions.	ABUL009
		ABUL010

MADE IN THE USA

	MANTA RAY 12	ARUD367
	INUIT	ARUD006

RUDDER KIT
 - Anodized aluminum blade
 - Hardware included



WHITEWATER



NEW HOMESLICE

The Retro-Slice revolution is in full swing. It's time to introduce our cartwheel, squirt, splat, surf, flow machine, the Homeslice. The square ended design creates a faster carving craft and improves looseness on a wave. The hull design has an all new progressive rocker with a slight kick behind the seat leading into a stern V-hull for hard carving and easy spin initiation. The Homeslice has a higher knee position and enough foot room that most people will be able to wear shoes. Whether you're wheeling in holes and carving up waves or creating your own course, your Homeslice will have your back.



HOMESLICE

	LENGTH	WIDTH	COCKPIT		WEIGHT	VOLUME	OUTFITTING	CAPACITY
			LENGTH	WIDTH				
HOMESLICE	7' 7" / 231cm	26" / 66cm	34" / 86cm	20.5" / 52cm	32 lbs./14.5kg	55 gal./208L	BADASS OUTFITTING	220lbs./100kg





NEW & FEATURE PRODUCTS

FEATURE DELTA V 73 AND 88

With this model, we created a creek boat that will behave very well in any situation. The DELTA V takes care of you while on the water. With soft edges, smooth Braaap-inspired rocker and a shorter platform, the DELTA V allows the paddler to go anywhere their intended line takes them. The Delta V features a unique stern “Turbo Booster” design which accelerates the kayak forward when engaged after a drop. Simply put, this creek boat will have entry level paddlers falling in love with it immediately, and top paddlers choosing it every time they are pushing the boundaries of the sport.



DELTA V 88

DELTA V SERIES

	LENGTH	WIDTH	COCKPIT		WEIGHT	VOLUME	OUTFITTING	CAPACITY	
			LENGTH	WIDTH					
DELTA V 73	8' 4" / 253cm	26" / 66cm	34.5" / 87.6cm	21" / 53cm	46 lbs./19kg	75 gal./283.9L	BADASS OUTFITTING	200lbs./90.1kg	
DELTA V 88	8' 6" / 259cm	30" / 76cm	34.5" / 87.6cm	21" / 53cm	49 lbs./22kg	88 gal./333L	BADASS OUTFITTING	250lbs./113kg	



BLUE ICE



SUNBURST



MOJITO

DOWN RIVER PLAY

	LENGTH	WIDTH	COCKPIT		WEIGHT	VOLUME	OUTFITTING	CAPACITY
			LENGTH	WIDTH				

MULLET


MULLET	9' / 274cm	26.3" / 67cm	34.5" / 88cm	20.8" / 53cm	45 lbs./20.4kg	71 gal./269L	BADASS OUTFITTING	275lbs./125kg
---------------	------------	--------------	--------------	--------------	----------------	--------------	----------------------	---------------

PARTY BRAAAP


PARTY BRAAAP	8' 11" / 272cm	24.5" / 62cm	34.5" / 88cm	21" / 53cm	44 lbs./20kg	67 gal. / 253.6L	BADASS OUTFITTING	220lbs./100kg
---------------------	----------------	--------------	--------------	------------	--------------	------------------	----------------------	---------------



BLUE ICE



SUNBURST



MOJITO

CREEKING

	LENGTH	WIDTH	COCKPIT		WEIGHT	VOLUME	OUTFITTING	CAPACITY
			LENGTH	WIDTH				

DELTA V SERIES*

DELTA V 73	8' 4" / 253cm	26" / 66cm	34.5" / 87.6cm	21" / 53cm	46 lbs./19kg	75 gal./283.9L	BADASS OUTFITTING	200lbs./90.1kg
-------------------	---------------	------------	----------------	------------	--------------	----------------	----------------------	----------------

DELTA V 88	8' 6" / 259cm	30" / 76cm	34.5" / 87.6cm	21" / 53cm	49 lbs./22kg	88 gal./333L	BADASS OUTFITTING	250lbs./113kg
-------------------	---------------	------------	----------------	------------	--------------	--------------	----------------------	---------------

*See Feature Boat page 44 for more details



BLUE ICE



SUNBURST



MOJITO

RIVER RUNNING

	LENGTH	WIDTH	COCKPIT		WEIGHT	VOLUME	OUTFITTING	CAPACITY
			LENGTH	WIDTH				

BRAAAP


BRAAAP 69	8' 11" / 272cm	24.5" / 62cm	34.5" / 88cm	21" / 53cm	44 lbs./20kg	69 gal. / 261L	BADASS OUTFITTING	220lbs./100kg
------------------	----------------	--------------	--------------	------------	--------------	----------------	----------------------	---------------



BLUE ICE



SUNBURST



MOJITO



RIVER RUNNING

	LENGTH	WIDTH	COCKPIT		WEIGHT	VOLUME	OUTFITTING	CAPACITY	
			LENGTH	WIDTH					

REMIX SERIES



REMIX 69

REMIX 47	7' 3" / 221cm	21" / 53cm	29" / 74cm	18" / 46cm	28 lbs./13kg	47 gal. / 178L	BADASS OUTFITTING	110bs./50kg	
REMIX 59	8' 5" / 257cm	25" / 64cm	33" / 84cm	20" / 51cm	42 lbs./19kg	59 gal. / 223L	BADASS OUTFITTING	180bs./82kg	
REMIX 69	8' 5" / 257cm	25.5" / 65cm	33" / 84cm	20" / 51cm	44 lbs./20kg	69 gal. / 261L	BADASS OUTFITTING	220bs./100kg	
REMIX 69	8' 11" / 272cm	26.5" / 67cm	34" / 86cm	20" / 51cm	46 lbs./21kg	79 gal. / 299L	BADASS OUTFITTING	260bs./118kg	



BLUE ICE



SUNBURST



MOJITO

LONG BOATS

	LENGTH	WIDTH	COCKPIT		WEIGHT	VOLUME	OUTFITTING	CAPACITY	
			LENGTH	WIDTH					

STINGER



STINGER	12' 5" / 379cm	24" / 62cm	35" / 89cm	20.5" / 52cm	55 lbs./25kg	100 gal. / 379L	BADASS OUTFITTING	300bs./136kg	
----------------	----------------	------------	------------	--------------	--------------	-----------------	----------------------	--------------	--

STINGER XP



STINGER	12' 5" / 379cm	24" / 62cm	35" / 89cm	20.5" / 52cm	55 lbs./25kg	100 gal. / 379L	BADASS OUTFITTING	300bs./136kg	
----------------	----------------	------------	------------	--------------	--------------	-----------------	----------------------	--------------	--



BLUE ICE



SUNBURST

WHITewater ACCESSORIES



THE SPEEDLOADER THROW BAG

ATHR001

- 50 feet of 5/16" smooth braid MFP with HT core

MADE IN THE USA



SEAT RISER PAD KIT

APAD006

- The Riser Pad is 1/2" thick. The pad properly fits Bad Ass Outfitting in the Flying Squirrels, Delta Vs, Remixes (not XPs), Stompers, Stinger, Stinger XP, Jefes, and Freerides.

MADE IN THE USA



STINGER XP EXPEDITION BOW PILLAR WITH STORAGE

ACUT001

- Used in place of standard Stinger Bow Pillar during overnight trips to increase storage capacity.
- Includes short Expedition Bow Pillar for more bow storage, 4 storage pockets with velcro straps, neoprene water bottle holder

MADE IN THE USA



LIQUIDLOGIC RETRO TRUCKER HAT

AAPP200

- This classic hat is Navy with white mesh and snap back.

MADE IN THE USA



LIQUIDLOGIC STICKER PACK

ASTI009

- Stickers contain a clear backing. Drop stickers measure 2" x 3-3/4".
Liquidlogic stickers measure 10" x 2.5"

MADE IN THE USA



210 Old Airport Rd. / Fletcher, NC 28732
www.nativewatercraft.com



170 Water Tank Rd. / Warsaw, NC 28398
www.hurricaneaquasports.com



210 Old Airport Rd. / Fletcher, NC 28732
www.liquidlogickayaks.com



MADE IN USA