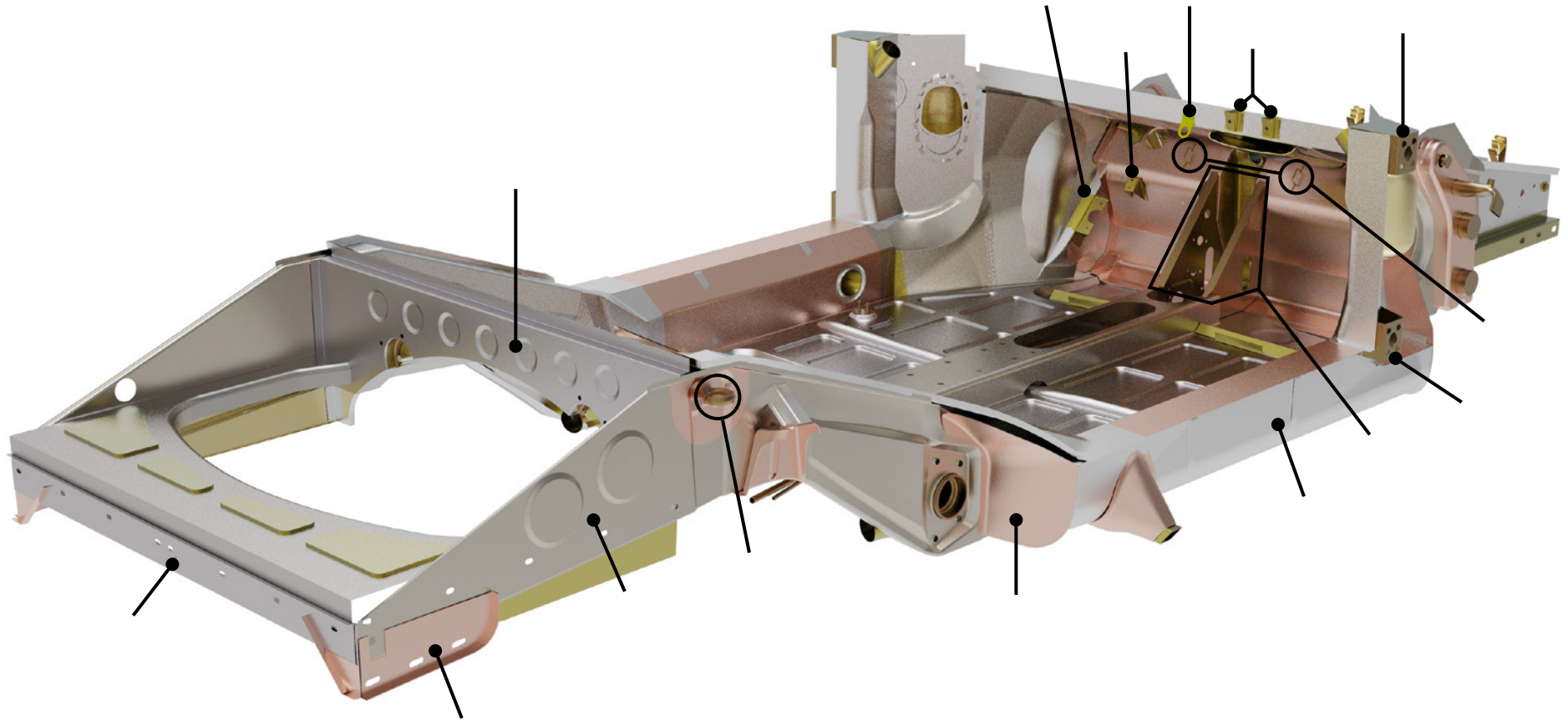


1.416

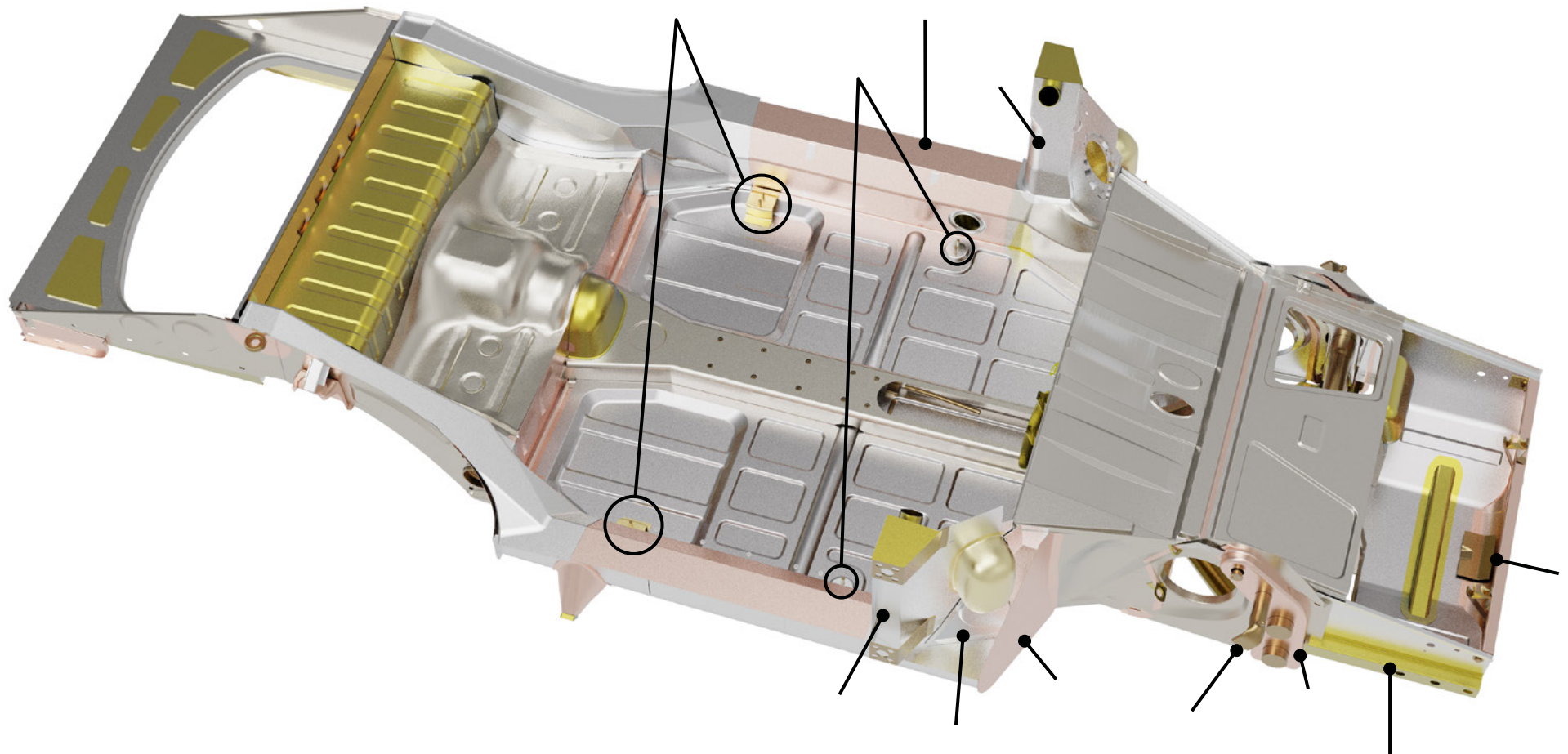


SPEEDSTER

STAGE 1



1.415




SPEEDSTER

STAGE 1



1.413




SPEEDSTER

STAGE 1



1.411




SPEEDSTER

STAGE 1



1.410

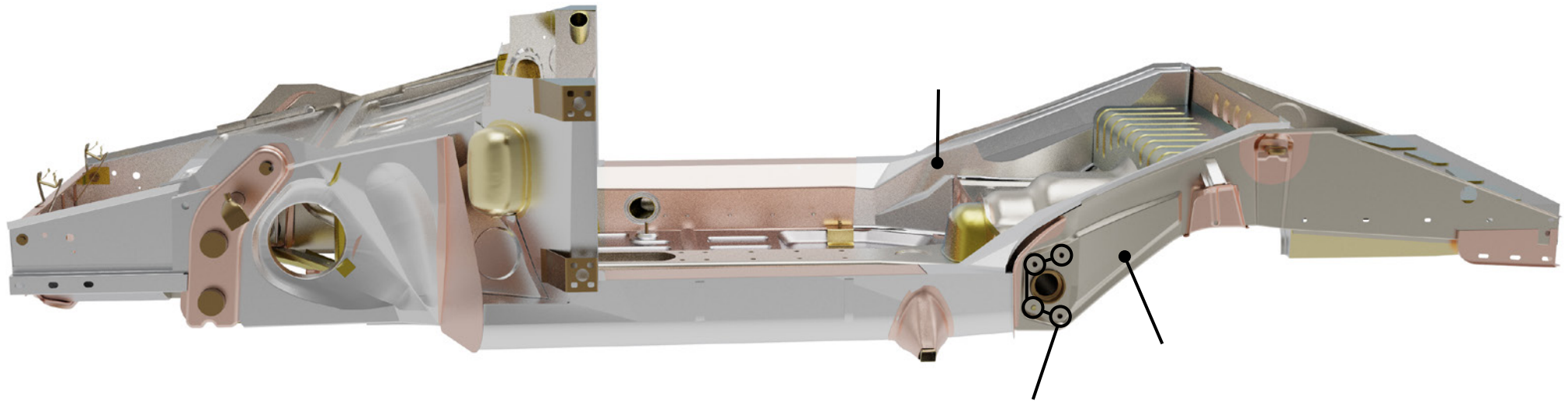


SPEEDSTER

STAGE 1



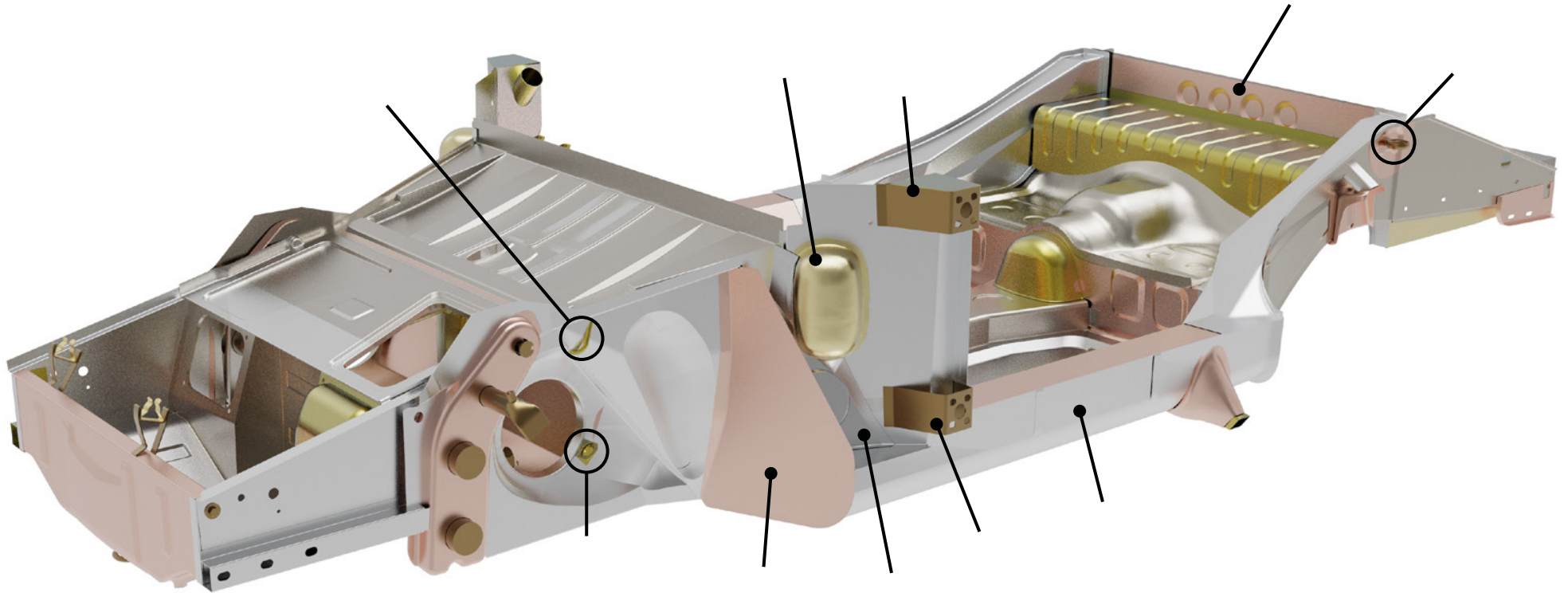
1.407



SPEEDSTER
STAGE 1



1.406



SPEEDSTER
STAGE 1



PARTS LIST (1/3)

PART NUMBER	PART NAME	WEBSITE URL
PP100	BATTERY BOX FLOOR (WITH CENTER BRACE) 356A	https://www.restoration-design.com/store/product/PP100
PP102B	TOW HOOK 356A-356C	https://www.restoration-design.com/store/product/PP102B
PP102C	TOW HOOK PLATE 356A-356B T5	https://www.restoration-design.com/store/product/PP102C
PP103AL	INNER FENDER, FRONT LEFT 356 A/B/C	https://www.restoration-design.com/store/product/PP103AL
PP104C	SPEAKER CONTAINMENT HOLE 356C	https://www.restoration-design.com/store/product/PP104C
PP104DBL	DOOR HINGE SUPPORT BRACKET, UPPER/LOWER LEFT	https://www.restoration-design.com/store/product/PP104DBL
PP104DBR	DOOR HINGE SUPPORT BRACKET, UPPER/LOWER RIGHT	https://www.restoration-design.com/store/product/PP104DBR
PP104HB	LOWER HINGE SUPPORT BRACKET	https://www.restoration-design.com/store/product/PP104HB
PP104HL	INNER HINGE POST 356 PRE-A/A, LEFT	https://www.restoration-design.com/store/product/PP104HL
PP104HR	INNER HINGE POST 356 PRE-A/A, RIGHT	https://www.restoration-design.com/store/product/PP104HR
PP106FL	FRONT INNER WHEEL WELL, LEFT 356-356C	https://www.restoration-design.com/store/product/PP106FL
PP106FR	FRONT INNER WHEEL WELL, RIGHT 356-356C	https://www.restoration-design.com/store/product/PP106FR
PP106IL	REINFORCEMENT PLATE, LEFT 356A/B	https://www.restoration-design.com/store/product/PP106IL
PP106IR	REINFORCEMENT PLATE, RIGHT 356A/B	https://www.restoration-design.com/store/product/PP106IR
PP107L	FRONT OF REAR WHEEL WELL, LEFT 356-356A	https://www.restoration-design.com/store/product/PP107L
PP107R	FRONT OF REAR WHEEL WELL, RIGHT 356-356A	https://www.restoration-design.com/store/product/PP107R
PP108L	LONGITUDINAL MEMBER, LEFT 356A/B/C	https://www.restoration-design.com/store/product/PP108L
PP108R	LONGITUDINAL MEMBER, RIGHT 356A/B/C	https://www.restoration-design.com/store/product/PP108R
PP108TL	SPEAKER WALL, LEFT (1955-59)	https://www.restoration-design.com/store/product/PP108TL
PP108TR	SPEAKER WALL, RIGHT (1955-59)	https://www.restoration-design.com/store/product/PP108TR
PP112	DIAGONAL MEMBER 356A-356C	https://www.restoration-design.com/store/product/PP112
PP113A	GAS TANK FLOOR, 356A T1 (1956-57)	https://www.restoration-design.com/store/product/PP113A
PP113FS	FUEL SHUT OFF BRACKET	https://www.restoration-design.com/store/product/PP113FS
PP113T	8MM TUBE FOR GAS TANK FLOOR DRAIN	https://www.restoration-design.com/store/product/PP113T
PP113W	WIRE LOOM BRACKET (1956-57)	https://www.restoration-design.com/store/product/PP113W
PP114A	BATTERY BOX REAR WALL, 3-PIECE A (1956-59)	https://www.restoration-design.com/store/product/PP114A
PP114E	BATTERY BOX REAR WALL ACCESS PANEL COVER 356A-BT6	https://www.restoration-design.com/store/product/PP114E
PP115	FRONT PEDAL AREA A/B	https://www.restoration-design.com/store/product/PP115
PP115D	DIMMER SWITCH BRACKET	https://www.restoration-design.com/store/product/PP115D
PP115F	FUSE PANEL BRACKETS	https://www.restoration-design.com/store/product/PP115F

SPEEDSTER
STAGE 1



PARTS LIST (2/3)

PART NUMBER	PART NAME	WEBSITE URL
PP115J	E-BRAKE CABLE TUBE IN TUNNEL	https://www.restoration-design.com/store/product/PP115J
PP115P	CLUTCH STOP BRACKET	https://www.restoration-design.com/store/product/PP115P
PP115S	PEDALBOARD/RUBBER MAT RETAINER	https://www.restoration-design.com/store/product/PP115S
PP118A	FRONT HALF FLOOR PAN 356A/B	https://www.restoration-design.com/store/product/PP118A
PP119	REAR HALF FLOOR PAN 356-356C	https://www.restoration-design.com/store/product/PP119
PP119CB	COMPLETE SEAT BOTTOM, 'A' CAR	https://www.restoration-design.com/store/product/PP119CB
PP120L	TOEBOARD MOUNT, 356-356C, LEFT	https://www.restoration-design.com/store/product/PP120L
PP120R	TOEBOARD MOUNT, 356-356C, RIGHT	https://www.restoration-design.com/store/product/PP120R
PP121	FRONT SEAT MOUNT, (PAIR) 356-356B T5	https://www.restoration-design.com/store/product/PP121
PP122	REAR SEAT MOUNT, (PAIR) 356-356B T5	https://www.restoration-design.com/store/product/PP122
PP127T1	SHIFTER TUNNEL PRE-A TO 1957	https://www.restoration-design.com/store/product/PP127T1
PP135	JACK RECEIVER 356A-356B T6 WITH FLANGE	https://www.restoration-design.com/store/product/PP135
PP137A	ENGINE SHELF (2-PIECE) - 356 T1/T2	https://www.restoration-design.com/store/product/PP137A
PP137I	ENGINE SHELF FOR CARRERA SET	https://www.restoration-design.com/store/product/PP137I
PP139L	BATTERY BOX SIDE, LEFT 356A	https://www.restoration-design.com/store/product/PP139L
PP139R	BATTERY BOX SIDE, RIGHT 356A	https://www.restoration-design.com/store/product/PP139R
PP143AL	INNER LONGITUDINAL (1955-59) COUPE, (1955-58/59) CABRIOLET, SPEEDSTER, LEFT	https://www.restoration-design.com/store/product/PP143AL
PP143AR	INNER LONGITUDINAL (1955-59) COUPE, (1955-58/59) CABRIOLET, SPEEDSTER, RIGHT	https://www.restoration-design.com/store/product/PP143AR
PP144AL	FRONT TORSION BAR SUPPORT, LEFT	https://www.restoration-design.com/store/product/PP144AL
PP144AR	FRONT TORSION BAR SUPPORT, RIGHT	https://www.restoration-design.com/store/product/PP144AR
PP144BSL	FRONT BUMP STOP, LEFT	https://www.restoration-design.com/store/product/PP144BSL
PP144BSR	FRONT BUMP STOP, RIGHT	https://www.restoration-design.com/store/product/PP144BSR
PP144C	CENTER BRACE TORSION TUBE	https://www.restoration-design.com/store/product/PP144C
PP145	FRONT BUMPER 356B-356C	https://www.restoration-design.com/store/product/PP145
PP147	PEDALBOARD SUPPORT SET (1956-65)	https://www.restoration-design.com/store/product/PP147
PP152T2	HEEL PANEL, COMPLETE (1955-59) 356T2	https://www.restoration-design.com/store/product/PP152T2
PP153C	JACK STAND STORAGE RECEIVER CLIP (1955-65)	https://www.restoration-design.com/store/product/PP153C
PP154AL	BUMP STOP BRACKET, LEFT	https://www.restoration-design.com/store/product/PP154AL
PP154B2	SUSPENSION STOP BRACKET W/O MOUNTING BRACKET (1955-63)	https://www.restoration-design.com/store/product/PP154B2
PP154DL	SHOCK ABSORBER BRACKET, LEFT	https://www.restoration-design.com/store/product/PP154DL

SPEEDSTER
STAGE 1



PARTS LIST (3/3)

PART NUMBER	PART NAME	WEBSITE URL
PP154DR	SHOCK ABSORBER BRACKET, RIGHT	https://www.restoration-design.com/store/product/PP154DR
PP155L	PLATE FOR REAR BUMPER MOUNTING, T1, LEFT	https://www.restoration-design.com/store/product/PP155L
PP158	VIN PANEL 356 T1/T2, WITH CENTER BRACES	https://www.restoration-design.com/store/product/PP158
PP163T1	PARCEL SHELF FOR T1 CARS	https://www.restoration-design.com/store/product/PP163T1
PP178	ENGINE SHELF SUPPORT RAIL - 38" TRIM TO FIT	https://www.restoration-design.com/store/product/PP178
PP182	BATTERY COMPARTMENT WALL, LOWER FRONT 356A	https://www.restoration-design.com/store/product/PP182
PP183AL	INNER CHASSIS FRAME RAIL, LEFT 356A	https://www.restoration-design.com/store/product/PP183AL
PP183AR	INNER CHASSIS FRAME RAIL, RIGHT 356A	https://www.restoration-design.com/store/product/PP183AR
PP183GL	FRAME RAIL, LEFT 356A	https://www.restoration-design.com/store/product/PP183GL
PP183GR	FRAME RAIL, RIGHT 356A	https://www.restoration-design.com/store/product/PP183GR
PP183S	REAR SUSPENSION STUD	https://www.restoration-design.com/store/product/PP183S
PP183T	REAR TORSION TUBE - 356 T2/T5/T6	https://www.restoration-design.com/store/product/PP183T
PP183UL	INNER CHASSIS FRAME RAIL, LEFT	https://www.restoration-design.com/store/product/PP183UL
PP183UR	INNER CHASSIS FRAME RAIL, RIGHT	https://www.restoration-design.com/store/product/PP183UR
PP187E	TRANSAXLE SUPPORT - ENGINE SIDE ONLY (1956-59)	https://www.restoration-design.com/store/product/PP187E
PP187I	TRANSAXLE SUPPORT - INTERIOR - SIDE	https://www.restoration-design.com/store/product/PP187I
PP187S	STUDS FOR TRANSAXLE SUPPORT	N/A
PP236G	BRAKE LINE BRACKET 911/912/914	https://www.restoration-design.com/store/product/PP236G

SPEEDSTER
STAGE 1

