

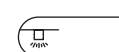
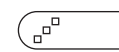


WIRO

CEILING SUSPENDED



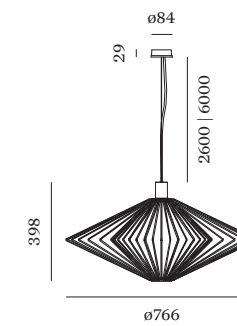
As awarded by The Chicago Athenaeum:
Museum of Architecture and Design



215



517



2.0 DIAMOND

T30 max. 60W | E27
220-240VAC | 50-60Hz
aluminium | steel powder coated

IP20 5.62kg

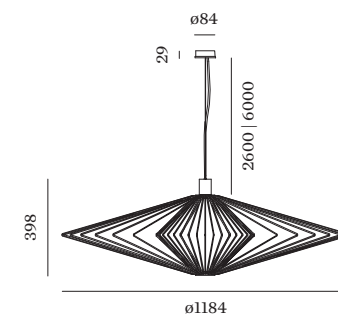
	CODE
2.6m	2292E0P0
2.6m	2292E0B0
6m	2297E0P0
6m	2297E0B0

OPTIONAL

T30-300 7.2W/7.4W | E27
phase-cut dim

	CODE
2200K 585lm	9003E130
2700K 613lm	9003E135

more lamps and specs on page 745



3.0 DIAMOND

T30 max. 60W | E27
220-240VAC | 50-60Hz
aluminium | steel powder coated

IP20 7.02kg

	CODE
2.6m	2293E0P0
2.6m	2293E0B0
6m	2298E0P0
6m	2298E0B0

OPTIONAL

T30-300 7.2W/7.4W | E27
phase-cut dim

	CODE
2200K 585lm	9003E130
2700K 613lm	9003E135

more lamps and specs on page 745