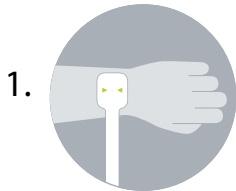


Let's find your Watch Size!

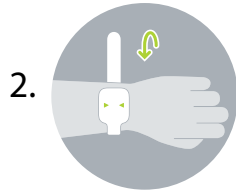
Print this page at 100%. DO NOT scale to fit.

To make sure you printed at 100%, place a creditcard or ID in the box... If is a exact fit, you are good to go.

Keep in mind the strap is NOT true to size!



1. Look if the size corresponds with the watch u want to buy. Cut the tool, then position the wider end where you would wear a watch. you can use a piece of sticky tape to hole the wider end in place.




2. Wrap the strap tightly around your wrist, keeping it in place where you would wear a watch. Make sure you wear it for a certain time to see how you feel about the size!

Place a creditcard of ID card here to confirm that the tool printed is at 100%

LABEL

32 mm


DELUXE

