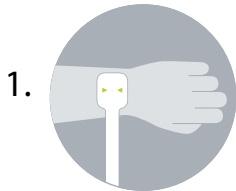


Let's find your Watch Size!

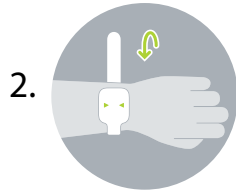
Print this page at 100%. DO NOT scale to fit.

To make sure you printed at 100%, place a creditcard or ID in the box... If is a exact fit, you are good to go.

Keep in mind the strap is NOT true to size!



1. Look if the size corresponds with the watch you want to buy. Cut the tool, then position the wider end where you would wear a watch. You can use a piece of sticky tape to hold the wider end in place.




2. Wrap the strap tightly around your wrist, keeping it in place where you would wear a watch. Make sure you wear it for a certain time to see how you feel about the size!

Place a creditcard or ID card here to confirm that the tool printed is at 100%

LABEL

40 mm


DELUXE

