



PRODUCT GUIDE  
2018/2019





# THE **JPX919** SERIES

PACKED WITH YOUR POTENTIAL



## CONTENTS

JPX919 Tour	5
JPX919 Forged	7
JPX919 Hot Metal	9
MP-18	11
MP-18 SC	13
MP-18 MMC	15
MP-18 MMC FLI-HI	17
ST180 DRIVER	19
ST180 FW	21
GT180 DRIVER	23
GT180 FW	25
CLK	27
S18 Wedges	29
CUSTOM FIT/CUSTOM STAMPING	31
CUSTOM ORDER PROGRAM	33
SHAFT SPECIFICATIONS	35
BAGS	37
GLOVES	43
BALLS	47
APPAREL AUTUMN/WINTER 18	49
APPAREL SPRING/SUMMER 19	53
FOOTWEAR	57
HEADWEAR	61
ACCESSORIES	63

**1025E MILD CARBON STEEL**  
**BORON INFUSED STEEL**  
**CHROMOLY**



## PRECISION DISTANCE CONTROL

JPX919 TOUR/1025E PURE SELECT MILD CARBON STEEL

A more compact, streamlined evolution of Mizuno's standout tour iron of 2017/18, re-establishing Mizuno as the iron of choice on Tour. The JPX919 Tour is surprisingly stable for its size, demonstrated in its tight distance patterns from off center strikes – the critical benchmark for elite level shotmakers. Grain Flow Forged HD (High Density) from a single billet of 1025E Pure Select mild carbon steel in Hiroshima Japan – for the softest, purest Mizuno feel yet.

“ The 919 Tour's compact profile doesn't tell the whole story – there's a surprising level of stability and distance control built into this geometry. Its predecessor attracted a new wave of younger tour players into Mizuno irons – making a big impact winning back to back US Opens and recording a course record 61 at St Andrews. ”

Jeff Cook, PGA Tour Manager



### JPX919 TOUR SPECIFICATION

	#3	#4	#5	#6	#7	#8	#9	PW*
Loft	21°	24°	27°	30°	34°	38°	42°	46°
Lie	59.5°	60.0°	60.5°	61.0°	61.5°	62.0°	62.5°	63.0°
Length	39.00"	38.50"	38.00"	37.50"	37.00"	36.50"	36.00"	35.50"

Dexterity: RH only

**ELITE SHOTMAKERS PROFILE:** Compact and lean over the ball, the JPX919 Tour is designed to satisfy the needs of the game's elite shotmakers.

**STABILITY FRAME:** Open at the heel portion to enhance stability and launch, whilst producing a tour-preferred vibration/sound.

**TOUR GRIND TOP EDGE:** Narrowed to match grinds commonly requested on Tour. Reduced to 4.6mm on 7 iron (10% measured shrinkage in CAD data).

**FRACTIONAL SOLE WIDTH INCREASE:** In balance with reduction of top edge creates easier launching long irons (5% measured increase in CAD data).

**PEARL BRUSH:** Chrome plating with a new, more durable pearl finish to soften the 919's precise lines in high sunlight.

**GRAIN FLOW FORGED HD (HIGH DENSITY):** From a single billet of 1025E mild carbon steel in Hiroshima Japan for unmistakable Mizuno feel through impact.

**CUSTOM AVAILABILITY:** Built to your desired specification as part of a full, split or short set. No upcharges for grips / shafts within the Mizuno Custom Program.





## PERFORMANCE BALL SPEEDS

JPX919 FORGED / BORON INFUSED STEEL

With a new back milled clubface, the JPX919 Forged is Mizuno's fastest ever forging in measured ball speed. Balanced with Mizuno's trademark workability and elevated Grain Flow Forged HD feedback - the JPX919 Forged is also Mizuno's most versatile iron. In the hands of a tour player searching for a distance equalizer, or an amateur wanting feedback to evolve their game - the streamlined JPX919 Forged delivers on every level.

“ A deeper, wider milling across the back of the face makes the JPX919 Forged able to transfer more energy to the ball than any previous Grain Flow Forged irons. None of that would have been possible without that small addition of boron into our steel billets – which gives that additional strength needed to reinforce the face. ”

David Llewellyn, Director of Golf R&D



### JPX919 FORGED SPECIFICATION

	#4	#5	#6	#7	#8	#9	PW	GW
Loft	22°	25°	28°	32°	36°	41°	46°	51°
Lie	60.0°	60.5°	61.0°	61.5°	62.0°	62.5°	63.0°	63.0°
Length	38.50"	38.00"	37.50"	37.00"	36.50"	36.00"	35.50"	35.25"

Dexterity: RH and LH

**BACK MILLED FACE:** CNC milled from the sole up, the JPX919 Forged boasts a larger area of minimum face thickness for consistently increased ball speeds. Weight removed from face also allows a lower, deeper center of gravity for more easily flighted long & mid irons.

**BALANCED PERFORMANCE:** The ultimate balance of ball speed, stability and feedback within a more refined playing profile.

**A SMALL ADDITION OF BORON:** Just a trace of Boron makes our steel billet 30% stronger, allowing greater design possibilities in a forged head.

**STABILITY FRAME:** Open at the heel portion to enhance stability, launch and loft appropriate flight apex for soft landing approach shots.

**PEARL BRUSH:** Chrome plating with a new, more durable pearl finish to soften the 919's precise lines in high sunlight.

**GRAIN FLOW FORGED HD (HIGH DENSITY):** From a single billet of 1025 Boron mild carbon steel in Hiroshima Japan for unmistakable Mizuno feel through impact.



## SPEED & CONTROL

JPX919 HOT METAL / CHROMOLY 4140M

A benchmark in iron design - the JPX919 Hot Metal combines an incredible balance of launch speed and soft, controllable landing angles. The use of a high strength Chromoly 4140M and seamless cup face construction produces the highest ball speed from any Mizuno iron. Mizuno's new stability frame ensures that each iron within the set produces the correct flight apex – with landing angles steep enough to control shots into the green.

“ The most impressive thing about the JPX919 Hot Metal is the launch control and flight apex – the extra ball speed and distance doesn't come from low flying bullets. We work the design backwards from the correct landing angles. These are irons for the golf course, not just the launch monitor. ”

Chris Voshall, Senior Engineer



### JPX919 HOT METAL SPECIFICATION

	#4	#5	#6	#7	#8	#9	PW	GW	SW	LW
Loft	20°	23°	26°	30°	35°	40°	45°	50°	55°	60°
Lie	60.0°	60.5°	61.0°	61.5°	62.0°	62.5°	63.0°	63.0°	63.0°	63.0°
Length	38.50"	38.00"	37.50"	37.00"	36.50"	36.00"	35.50"	35.25"	35.25"	35.25"

Dexterity: RH and LH

**CHROMOLY 4140M:** Highly resilient material allows new multi-thickness face for astonishing ball speed and feel.

**SEAMLESS CONSTRUCTION:** A one piece cupped geometry produces a surprising level of feedback at high ball speeds.

**STABILITY FRAME:** Open at the heel portion to enhance stability, launch and loft appropriate flight apex for soft landing approach shots.

**RE-ENGINEERED SOUND RIBS:** Developed to hit specific vibration patterns identified as delivering a satisfying sensation through impact.

**PEARL BRUSH:** Chrome plating with a new, more durable pearl finish to soften the 919's precise lines in high sunlight.

**MODIFIED SCORING IRONS:** A steeper transition into more compact scoring irons and wedges.

**X30 STEEL WEDGES WITH MILLED GROOVES:** Set matching Gap, Sand and Lob wedges use a softer material with four precision milled grooves and face for improved spin and control around the greens.



## THE CRAFTSMAN'S MUSCLE BACK

### MP-18

Sculpted by our YORO master craftsmen, the MP-18 is a throwback to the muscle backs of Mizuno's past. A shorter blade length, cambered top line and steep progression into sharp, compact wedges are the marks of our master clubmakers - who honed their skills on the irons of major winners. Grain Flow Forged in Hiroshima Japan for the most colourful feedback imaginable.

"You can sense Turbo's signature on the MP-18s - they remind me of the blades we worked on together all those years ago."

- Nick Faldo, Six-time Major winner

“ We significantly shifted the balance of science and art with the MP-18's. You can instantly notice a greater input from the master craftsmen in that the MP-18 is more like the blades that made Mizuno famous – just more precise in its flow and manufacturing. At impact, this is just about perfection. ”

Chris Voshall - Senior Club Engineer.



#### MP-18 IRON SPECIFICATION

	#3	#4	#5	#6	#7	#8	#9	PW*
Loft	21°	24°	27°	30°	34°	38°	42°	46°
Lie	59.5°	60°	60.5°	61°	61.5°	62°	62.5°	63°
Length	38.75"	38.25"	37.75"	37.25"	36.75"	36.25"	35.75"	35.50"

\* RH only 3-PW

**MASTER MOLDS FINISHED BY OUR YORO CRAFTSMEN:** Mizuno's most experienced, skilled craftsmen put their finishing grinds and touches to every iron from 3-PW.

**HIGH DENSITY (HD) FEEL:** Our evolved Grain Flow Forged HD process concentrates the grain in our 1025E Pure Select mild carbon steel billets more tightly for incredible, precise feedback.

**MAJOR WINNING DNA:** A shorter blade length and low heel profile influenced by our catalog of major winning irons.

**ULTRA-THIN TOPLINE:** A narrow topline has an additional camber for further refinement.

**SMALLER PITCHING WEDGE:** Sharper, more refined short irons into the pitching wedge – influenced by our YORO master craftsmen.

**FORGED IN HIROSHIMA JAPAN AT MIZUNO'S EXCLUSIVE PLANT:** Manufacturer of Grain Flow Forged heads for Mizuno for over 30 years. Grain Flow Forged from a single billet for incredible feel and distance control.

**FLOWS INTO ANY MP-18 SPLIT SET:** The MP-18, MP-18 SC and MP-18 MMC flow together within a custom built, mixed set.



## THE PLAYER'S CAVITY BACK

### MP-18 SC

A compact cavity back – sensitively reworked by the same master craftsmen who created multiple major winning iron sets. A slightly wider, cambered sole makes this more playable than the muscle back. Though the thin, tapered top line, short head length and smaller wedges mean this is very much a tour-ready iron. Grain Flow Forged in Hiroshima for the most colourful feedback through impact.

“ The MP-18 SC is an iron that combines a lot of practical needs – stability, workability and softness at impact with our craftsmen’s desire for immaculate looks over the ball. Although the sole is a little wider than the muscle back, from every playing position, the two models blend beautifully as a mixed set. The MP-18 SC wedge doesn’t taper off as dramatically in size as the muscle back - so between the two models, better players will find something that suits their eye. ”

Chris Voshall - Senior Club Engineer.



#### MP-18 SC IRON SPECIFICATION

	#3	#4	#5	#6	#7	#8	#9	PW*
Loft	21°	24°	27°	30°	34°	38°	42°	46°
Lie	59.5°	60°	60.5°	61°	61.5°	62°	62.5°	63°
Length	38.75"	38.25"	37.75"	37.25"	36.75"	36.25"	35.75"	35.50"

\* RH & LH / 3-PW

**MASTER MOLDS FINISHED BY OUR YORO CRAFTSMEN:** Mizuno’s most experienced, skilled craftsmen put their finishing grinds and touches to every iron from 3-PW.

**HIGH DENSITY (HD) FEEL:** Our evolved Grain Flow Forged HD process concentrates the grain in our 1025E Pure Select mild carbon steel billets more tightly for incredible, precise feedback.

**PLAYERS COMPACT PROFILE:** Just 0.5mm taller than our MP-18 blade, with our YORO signature low heel design.

**ULTRA-THIN TOPLINE:** Just 1mm thicker than the MP-18 muscleback, with an additional refining camber.

**SMALLER PITCHING WEDGE:** Sharper, more refined short irons into the pitching wedge – influenced by our YORO master craftsmen.

**FORGED IN HIROSHIMA JAPAN AT MIZUNO’S EXCLUSIVE PLANT:** Manufacturer of Grain Flow Forged heads for Mizuno for over 30 years. Grain Flow Forged from a single billet for incredible feel and distance control.

**FLOWS INTO ANY MP-18 SPLIT SET:** The MP-18, MP-18 SC and MP-18 MMC flow together within a custom built, mixed set.





## MULTI-MATERIAL CONSTRUCTION

### MP-18 MMC

A three-year project lead by our YORO master craftsmen to develop a highly stable, forgiving multi-metal construction iron - which satisfied their aesthetic demands at address. Even with both lightweight Titanium and heavier Tungsten parts sealed within its 1025E mild carbon steel head, the MP-18 MMC maintains a similar 'tour ready' profile and size to the MP-18 SC.

“ The MP-18 MMC is the first multi-material MP iron built in the vision of our master clubmakers - which set standards for looks and aesthetics that this kind of multi-metal construction typically prohibits. It extended our normal two-year development cycle by a full year - but raising the bar that little bit higher delivered a landmark iron. ”

Chris Voshall - Senior Club Engineer.



#### MP-18 MMC IRON SPECIFICATION

	#4	#5	#6	#7	#8	#9	PW*
Loft	22°	25°	28°	32°	36°	41°	46°
Lie	60°	60.5°	61°	61.5°	62°	62.5°	63°
Length	38.25"	37.75"	37.25"	36.75"	36.25"	35.75"	35.50"

RH only / 4-PW

**MULTI-METAL STABILITY DESIGN:** Use of both lightweight Titanium (8g) and heavier Tungsten (20g) for surprising off center performance.

**MASTER MOLDS FINISHED BY OUR YORO CRAFTSMEN:** Mizuno's most experienced, skilled craftsmen put their finishing grinds and touches to every iron from 4-PW.

**HIGH DENSITY (HD) FEEL:** Our evolved Grain Flow Forged HD process concentrates the grain in our 1025E Pure Select mild carbon steel billets more tightly for incredible, precise feedback.

**PLAYERS COMPACT PROFILE:** Similar in size to the MP-18 SC, with the added forgiveness of multi-material construction.

**DUAL METAL SHORT IRONS:** Absence of Tungsten toe weight keeps the short irons more workable.

**FORGED IN HIROSHIMA JAPAN AT MIZUNO'S EXCLUSIVE PLANT:** Manufacturer of Grain Forged heads for Mizuno for over 30 years. Grain Flow Forged from a single billet for incredible feel and distance control.

**FLOWS INTO ANY MP-18 SPLIT SET:** Offset has been calculated to flow into a mixed set with either MP-18 and MP-18 SC – once lofts have been weakened to match either set.





## THE PLAYERS LONG IRON

MP-18 MMC FLI-HI

The finishing touch to an MP-18 set - the long iron replacement now used by every Mizuno tour player. A higher flying option with steeper landing angles, engineered with a profile acceptable to our YORO master clubmakers. The sleek new profile now envelopes a Maraging steel face, Tungsten toe weight and internal pocket for enhanced ball speed and ease of use.

“The Fli-Hi is very much a fixture on tour now - even the most classically minded players have converted to the #2 and #3 iron replacements. These are worlds away from heavily offset 'game improvement' hybrids - but much easier than a traditional long iron to flight and land in firm conditions.”

Chris Voshall - Senior Club Engineer.



### MP-18 MMC FLI-HI IRON SPECIFICATION

	#2	#3	#4	#5	#6*
Loft	16.5°	19°	22°	25°	28°
Lie	59°	59.5°	60°	60.5°	61°
Length	39.25"	38.75"	38.25"	37.75"	37.25"

RH only / 2-6 iron

**MULTI-METAL STABILITY DESIGN:** Lightweight Maraging steel face and Tungsten toe weight (20g) for a high, stable ball flight.

**MASTER MOLDS FINISHED BY OUR YORO CRAFTSMEN:** Mizuno's most experienced, skilled craftsmen put their finishing grinds and touches to every iron head.

**PLAYERS COMPACT PROFILE:** Just 1mm thicker topline than the corresponding MP-18 muscle back.

**FLOWS INTO ANY MP-18 SPLIT SET:** Calculated to flow into any MP-18 iron model.



## FLAT OUT FURTHER

### ST180 DRIVER

Mizuno's Wave sole commits every available gram of weight low, towards the face - dropping spin rates for even the fastest, downward ball strikers. Our first Wave sole in a driver also allows the ST180 to contract and expand on impact - increasing energy imparted to the ball. With a new Forged SP700 Ti Face the ST180 accelerates ball speeds noticeably past its predecessors.

“ This was the biggest shock we've had in testing. The spin rate and ball speed of this driver caught everybody out. The ST180 comes off so fast, with so little spin - it's going to make a lot of good players question what they really need in a driver. ”

Jeff Cook / PGA Tour Manager.



#### ST180 DRIVER SPECIFICATION

	Standard	High (RH only)
Loft Range	7.5-11.5°	10.5-14.5°
Length	45"	45"

Availability: Right and left handed  
Grip: M31 360

**AMPLIFIED WAVE SOLEPLATE:** Originally engineered in our fairway woods, the Wave Technology contracts / expands on for elevated ball speed, while pushing weight forward for vastly reduced spin rates.

**EFFICIENT LOW SPIN DESIGN:** An Internal Waffle Crown saves weight to be reallocated low and forward.

**FORGED SP700 TI FACE:** Allows a precise multi-thickness face for accelerated ball speeds.

**NEW SHAFT OPTIONS:** Expanded line of high-end shafts fitted without additional charge.

**QUICK SWITCH ADJUSTABLE HOSEL:** Allows 4 degrees of loft adjustment and 3 degrees of lie adjustment to match your unique launch and visual preference.



## FLAT OUT FURTHER

ST180 FW

Our hugely amplified Wave sole commits every available gram of weight low, towards the face - dropping spin rates for even the fastest, downward ball strikers. The Wave sole also allows the ST180 to contract and expand on impact – increasing energy imparted to the ball. The flatter, more efficient flight keeps the faster, high energy 1770 Maraging Steel face under full control.

“ If you like a wider, larger looking profile – but don’t necessarily want a high spinning flight, the ST180 is a really interesting option. Over the years a lot of our tour players have bucked the trend for smaller fairway woods and this plays nicely into their hands. ”

Jeff Cook / PGA Tour Manager.



### ST180 FAIRWAY WOOD SPECIFICATION

	#3	#5
Loft Range	15 (13-17)°	18 (16-20)°
Length	42.75"	42.25"

Availability: Right, left hand available in #3 only  
Grip: M31 360

**AMPLIFIED WAVE SOLEPLATE:** A huge first wave expands on impact for elevated ball speed, while pushing weight forward for vastly reduced spin rates.

**EFFICIENT LOW SPIN DESIGN:** An Internal Waffle Crown saves weight to be reallocated low and forward.

**FASTER 1770 MARAGING STEEL FACE:** A thinner, more responsive face for increased ball speeds.

**LARGE, ENCOURAGING FOOTPRINT:** A larger than average profile looks forgiving – and it is.

**NEW SHAFT OPTIONS:** Expanded line of high-end shafts fitted without additional charge.

**QUICK SWITCH ADJUSTABLE HOSEL:** Allows 4 degrees of loft adjustment and 3 degrees of lie adjustment to match your unique launch and visual preference.





## MORE BALL SPEED. MORE POSSIBILITIES.

### GT180 DRIVER

The new GT180 is the ultimate fine tunable driver with the dual ability to squeeze every last yard from your drives and evolve with your swing. Built on a platform of faster than ever ball speeds the GT180 boasts an expanded range of draw, neutral and fade settings in low, mid and high spin flights.

Set the GT180 up to make the very most of the swing you have. Then tweak over the season to keep pace with your swing changes and conditions.

“With its wider range of settings, the GT180 can hold the key to squeeze out those last few seemingly unobtainable yards. Being able to fine tune your launch angle and spin rate is the final element in the equation to find your most efficient flight.”

Bill Price / Custom Fitting Manager.



#### GT180 DRIVER SPECIFICATION

Loft Range	7.5-11.5°
Length	45"

Availability: Right hand  
Grip: M31 360

**FORGED SP700 TI FACE:** Allows a precise multi-thickness face for accelerated ball speeds.

**FINE TUNE YOUR BALL FLIGHT:** Twin moveable 7g weights have a wider span of locations for impact on spin rates and fade/draw bias.

**QUICK SWITCH ADJUSTABLE HOSEL:** Allows 4 degrees of loft adjustment and 3 degrees of lie adjustment to match your unique launch and visual preference.

**NEW SHAFT OPTIONS:** Expanded line of high-end shafts fitted without additional charge.

**PRECISE LOFT AND LIE CUSTOMISATION:** Quick Switch adapter offers eight different locations.



## A NEW LAW OF GRAVITY

GT180 FW

The ultimate customizable fairway wood – with ability to vastly reduce or increase spin rates as the situation dictates. An evolution of both the Mizuno Wave sole and sliding weight – reduces the lower end of spin rates for a more efficient trajectory at higher ball speeds.

Also available in a TS (tour style) more compact, lower lofted head.

“ We've managed to significantly reduce the lower end range of spin rates but kept the overall range of adjustability. Players at the faster end of swing speeds are going to see a much flatter trajectory – but have the possibility of increasing their spin should the conditions dictate. ”

Bill Price / Custom Fitting Manager.



### GT180 FAIRWAY WOOD SPECIFICATION

	#3	#3 TS
Loft Range	15 (13-17)°	14 (12-16)°
Length	42.75"	42.75"

Availability: Right hand  
Grip: M31 360

**AMPLIFIED FIRST WAVE:** Pushes weight low and forwards for a flatter trajectory, in addition to creating more ball speed.

**FASTER 1770 MARAGING STEEL FACE:** A thinner, more responsive face for increased ball speeds.

**17 GRAMS OF SLIDING WEIGHT:** Creates a wider potential span of spin rates to fine tune your ball flight.

**EFFICIENT LOW SPIN DESIGN:** An Internal Waffle Crown saves weight to be reallocated low and forward.

**NEW SHAFT OPTIONS:** Expanded line of high-end shafts fitted without additional charge.

**QUICK SWITCH ADJUSTABLE HOSEL:** Allows 4 degrees of loft adjustment and 3 degrees of lie adjustment to match your unique launch and visual preference.



## THE ADJUSTABLE HYBRID

CLK

With an eight-way adjustable hosel, the CLK hybrid can be precisely set to fill the distance gap between your longest iron and shortest fairway wood. Mid and slow swing speed players have the option of putting up to four CLK's in play - creating a wider distance span at the longer end of the bag.

“ We all play our CLK's a little differently – with faster ball speeds, we'll tend to slot them in before a 3 or 4 iron. For mid and slow swing speeds 2, 3 or even 4 CLK's in the bag become a great way to maintain some yardage gaps. ”

Chris Voshall - Senior Club Engineer.



### CLK SPECIFICATION

	#2	#3	#4	#5
Loft	16°	19°	22°	25°
Lie	56.5°	57°	57.5°	58°
Length	41"	40.5"	40"	39.5"

Right & Left Hand  
(LH 3 & 4 only)

**AMPLIFIED WAVE SOLE:** Delivers more energy for faster ball speeds, while pushing weight lower and forward for a high, low spinning flight.

**1770 MARAGING STEEL FACE:** Ultra thin, durable face material for faster ball speeds and freedom to create a more stable clubhead.

**VERSATILE PLAYING PROFILE:** Sitting exactly between a long iron and fairway wood, the CLK is equally at home from the fairway or tee.

**32 SET UP POSSIBILITIES:** With four different heads, each with an 8-way adjustable hosel, there's a setup, flight and look to suit the most sensitive eye.



## LOFT SPECIFIC DESIGN

### S18 WEDGES

A mid-size, rounded profile, Grain Flow Forged in Hiroshima Japan for the ultimate in short game performance. In the higher lofts, weight shifted up the blade is visible in a thicker, bevelled topline - delivering more consistent spin rates on strikes from high in the clubface (common with more extreme lofts). Mizuno's most loft specialist wedge in every aspect (sole grind, profile, top line and groove depth) from the 46-degree pitching wedge replacement to the 62-degree lob wedge.



**ROUNDED SILHOUETTE:** Allows the blade to open without impacting alignment.

**THICKER UPPER BLADE PORTION:** A thicker top line on the most lofted options delivers spin consistency from high on the face.

**LOFT SPECIFIC PERFORMANCE:** Every loft has a unique profile, sole grind and groove depth to be most effective for their expected use.

**LONGER LASTING GROOVES:** The use of Boron infused steel lengthens the durability of Mizuno's Quad Cut Groove, while maintaining Mizuno's renowned Grain Flow Forged feel.

“ One of the keys to a good wedge game is controlling your spin rates - there's no gain in making one pitch stop dead if the next one rolls out. On the shorter shots, we're more likely to miss the sweet spot high on the face - which is a cause of inconsistent spin. The S18 is thicker higher into the blade, which evens out the spin rates on those common miss-hits. ”

Chris Voshall - Senior Club Engineer.



New Blue IP for 2018

#### S18 WEDGES SPECIFICATION

	45/05	46/06	47/07	48/08	49/06	50/07	51/08	52/09	53/10	54/08	54/12	55/09	55/13	56/06	56/10
Loft	45°	46°	47°	48°	49°	50°	51°	52°	53°	54°	54°	55°	55°	56°	56°
Bounce	5	6	7	8	6	7	8	9	10	8	12	9	13	6	10
Lie	63°	63°	63°	63°	63°	63°	63°	63°	63°	63°	63°	63°	63°	63°	63°
Length	35.5"	35.5"	35.5"	35.5"	35.25"	35.25"	35.25"	35.25"	35.25"	35.25"	35.25"	35.25"	35.25"	35.25"	35.25"

	56/14	57/07	57/11	57/15	58/04	58/08	58/12	58/16	59/05	59/09	60/06	60/10	61/07	62/08
Loft	56°	57°	57°	57°	58°	58°	58°	58°	59°	59°	60°	60°	61°	62°
Bounce	14	7	11	15	4	8	12	16	5	9	6	10	7	8
Lie	63°	63°	63°	63°	63°	63°	63°	63°	63°	63°	63°	63°	63°	63°
Length	35.25"	35.25"	35.25"	35.25"	35.25"	35.25"	35.25"	35.25"	35.25"	35.25"	35.25"	35.25"	35.25"	35.25"

Right Hand/Left Hand (Chrome Only)

**PRECISE MILLED FACE AND GROOVES:** A new milling tool means our tolerances are even tighter - taking our loft specific Quad Cut grooves even closer to the absolute USGA / R&A limitations.

**BLACK IP OR WHITE SATIN:** Black IP will wear away gently over time to reveal the durable chrome beneath.

**NEW BLUE IP:** Additional finish for 2018.

**FULL CUSTOM OPTIONS:** Shafts, grips and set up can be matched to your Mizuno custom irons, to maintain flow through the set - as recommended by our Fitting technicians.

**CUSTOM STAMPED:** Our assembly line can stamp your new wedge with up to 6 characters in one of 12 colours.



## MIZUNO SWING DNA

FIND YOUR BEST MATCHED SHAFT WITH THE MIZUNO SHAFT OPTIMIZER.



MIZUNO BUILDS CUSTOM EQUIPMENT TO INDUSTRY LEADING PRECISION. OUR NETWORK OF PERFORMANCE CENTERS AND MIZUNO FITTERS WILL ASSIST IN LOCATING THE BEST MODEL AND SPECIFICATION FOR YOUR UNIQUE GOLFING NEEDS.

### TAKE 3 SWINGS

Using the shaft optimizer. Strain gauges within the shaft record how you move the shaft. Golfers are generally surprised how consistent their 'good' and 'bad' swings are. Variation in the result is nearly always down to inconsistency of strike.

### ENTER YOUR DATA INTO SWING DNA SOFTWARE

Your fitter will take data from your 3 swings of data and enter into the Swing DNA software. The software will align your unique DNA with a map of custom shafts independently measured and assessed by Mizuno.

### RANK EVERY SHAFT FOR SUITABILITY

Our Swing DNA software will rank every available iron shaft (based on their EI curves) as best to worst theoretical match against your swing profile. The new software shows every available shaft in order of suitability.

### TEST THE RECOMMENDATIONS

Your Swing DNA shaft selection is based on science. After hitting the recommended options your fitter will be able to show you real world distances and dispersion. You may decide to promote a lower ranked shaft based on feel and sound. You may even prefer a non optimal flight that suits your eye. You make the final decision.



## WHAT DO WE MEASURE?

The Shaft Optimizer measures 5 elements of your swing. Club head speed alone doesn't dictate which shaft should be most effective for your swing.

- 1 **CLUBHEAD SPEED:** How fast the clubhead and shaft are moving during the swing.
- 2 **TEMPO:** How quickly the player transitions from the backswing to the downswing.
- 3 **SHAFT TOE DOWN:** A measure of the bowing of the shaft in a downward direction during the downswing.
- 4 **SHAFT KICK ANGLE:** The amount of shaft forward bending during the downswing motion.
- 5 **RELEASE FACTOR:** How and when the clubhead and shaft are releasing during the downswing motion.

## PERSONALIZE YOUR WEDGE

Put an authentic tour touch to your Mizuno wedge with a custom stamp. You can add 6 characters (a space counts as a character) in any one of 12 different colours shown below. Each stamp is a unique mark – perfection in stamp depth and alignment is not an option.

### STAMPING GUIDE

Each stamp is unique and will vary slightly in depth and positioning.

- Choose from 12 paint colour options.
- Only one paint colour per wedge.
- Mizuno reserves the right to refuse any requests deemed to be offensive.
- Custom wedge stamping is available through all official Mizuno stockists.
- Available on S18 wedges



## CUSTOM ORDER PROGRAM

### DRIVERS

GT180	mitsubishi tensei ck blue - 50A, 60R, 60S, 70S, 70X
ST180	mitsubishi tensei ck white - 70S, 70X mitsubishi tensei ck orange - 50R, 50S kuro kage silver dual-core tini - 50R, 60S, 60X, 70S, 70X, 80X bassara e-series - 42L

### FAIRWAY WOODS

GT180	mitsubishi tensei ck blue - 50A, 60R, 60S, 70S, 70X
ST180	mitsubishi tensei ck white - 70S, 70X mitsubishi tensei ck orange - 50R, 50S kuro kage silver dual-core tini - 50R, 60S, 60X, 70S, 70X, 80X bassara e-series - 42L

### HYBRIDS

CLK	fujikura speeder evo hb - 50L, 60R2, 75R, 75S, 85S, 85X, 95X fujikura pro hybrid - R2, R, S, X fujikura speeder evo hb - 50L, 60R2, 75R, 75S, 85S, 85X, 95X fujikura pro hybrid - R2, R, S, X
-----	--

### IRONS

MP-18	C-TAPER - S, X
MP-18 SC	C-TAPER LITE - R, S, X
MP-18 MMC	KBS HI REV 2.0 - R, S, X (wedges only)
MP-18 MMC Fii-Hi	NIPPON N.S. PRO 950GH - R, S NIPPON MODUS 105 - R, S, X
JPX 919 Tour	DYNAMIC GOLD - S300, X100, WEDGE (Wedge flex for wedges only)
JPX 919 Forged	XP 95 - R300, S300
JPX 919 Hot Metal	PROJECT X RIFLE - 5.5, 6.0, 6.5 PROJECT X LZ STEEL - 5.0, 5.5, 6.0, 6.5
S18 Wedges	KBS TOUR 90 - R, S
JPX919 Wedges	KBS TOUR - R, S, X RECOIL 95 GRAPHITE - R, S PROJECT X LZ GRAPHITE - 3.5 Lite (45g), 4.0 A (60g), 4.5 R (70g) PROJECT X LZ TOUR - 5.0 (90g), 6.0 (90g) NIPPON MODUS 120 - S, X DYNAMIC GOLD 120 - S300, X100 DYNAMIC GOLD 105 - R300, S300 DYNAMIC GOLD AMT WHITE - R300, S300, X100 (same shaft - new name)

### GRIPS

#### Mens Grips - Golf Pride

Z Cord 60 Round  
M-31 Mizuno 58X \*  
M-31 360 Mizuno 58R \*  
M-31 360 Mizuno 60R \*  
Tour Velvet Midsize

New Decade Multi Compound Blue 60 Round  
New Decade Multi Compound White 60 Round  
New Decade Multi Compound Midsize Black/White  
New Decade Multi Compound Black 60 Round  
New Decade Multi Compound Align 60  
New Decade Multi Compound Align Plus 4

CP2 Wrap  
CP2 Midsize  
CP2 Jumbo

MCC Plus 4 Grey 60R  
MCC Plus 4 Blue 60R  
MCC Plus 4 Grey Midsize

Tour Velvet Align 60

#### Ladies Grips

Winn Dri Tac Wrap Ladies  
Golf Pride M-31 360 Mizuno Grey / Scuba Blue

Grips marked \* carry Mizuno logos/branding

### ADDITIONAL INFORMATION

#### Lengths / Swingweights

- For most iron models Mizuno offer lighter weight heads which can be used to keep the swing weight to a standard balance for club lengths up to +1/2" longer. Anything longer than that and the swing weight will increase above the recommended balance. (As a rough calculation, every extra 1/2" in length will increase the swingweight by 3 balance points).
- Irons can be built from 1" shorter than standard up to a maximum of 2" longer than standard.
- Woods can be built +/- 1" from standard length but the swingweight will increase by 3 points for every +1/2" and reduce by 3 points for every -1/2".

#### Loft and Lie adjustment

- Mizuno irons can be adjusted to varying degrees depending on model and material type. In some cases, due to the softness of our forgings, "craftsman's" marks on the hosels may result from bending them to the required loft / lie.
- Any adjustment to loft will alter the bounce angle on the sole. Making the loft stronger will increase the offset and reduce the bounce angle.
- For possible adjustments to particular models, please refer to the model page on the website.
- Iron lofts (model dependant) can be adjusted up to 2 degrees stronger than standard (note: making the loft stronger will increase the offset and reduce the bounce angle of the sole).
- No loft or lie adjustments can be made to drivers or fairway woods.

#### Grips / Grip thickness

- Grips can be thickened with up to 5 layers of tape (Tour Velvet Midsize is equivalent to about 5 tapes).

For any further advice please contact Mizuno.





## SHAFT SPECIFICATIONS

DRIVER & FAIRWAY					
Shaft:	Flex	Weight	Torque	Ball Flight	Butt
MRC Kuro Kage Silver TiNi Dual Core	X	86g	2.7	Mid	
	X	78g	3.1	Mid	
	S	76g	3.4	Mid	
	X	68g	4.2	Mid/High	
	S	66g	4.4	Mid/High	
	R	57g	5.4	High	
MRC Tensei CK White Series	X	80g	4.0	Mid/Low	
	S	76g	4.1	Mid/Low	
MRC Tensei CK Blue Series	X	78g	3.9	Mid	
	S	76g	4.0	Mid	
	S	67g	4.5	Mid	
	R	64g	4.6	Mid/High	
	A	53g	6.4	Mid/High	
MRC Tensei CK Orange Series	S	58g	5.9	Mid/High	
	R	55g	6.0	Mid/High	
BASSARA™ E-Series 42	L	42g	6.9	High	

IRON & WEDGE					
Shaft:	Flex	Weight	Torque	Ball Flight	Butt
<b>TRUE TEMPER STEEL:</b>					
Dynamic Gold	X100	130g	-	Low	.600
Dynamic Gold	S300	130g	-	Low	.600
Dynamic Gold	Wedge	130g	-	Mid/Low	.601
Dynamic Gold 120	X100	120g	-	Low	.600
Dynamic Gold 120	S300	118g	-	Low	.600
AMT Tour White	X100	121g	-	Mid	.600
AMT Tour White	S300	121g	-	Mid	.600
AMT Tour White	R300	118g	-	Mid	.600
Dynamic Gold 105	S300	103g	-	Mid-Low	.600
Dynamic Gold 105	R300	101g	-	Mid-Low	.600
Project X	6.5	125g	-	Low	.600
Project X	6.0	120g	-	Low	.600
Project X	5.5	115g	-	Mid-Low	.600
Project X LZ	6.5	125g	-	Mid	.600
Project X LZ	6.0	120g	-	Mid	.600
Project X LZ	5.5	115g	-	Mid	.600
Project X LZ	5.0	110g	-	Mid	.600
XP 95	S300	95g	-	High	.605
XP 95	R300	93g	-	High	.605

IRON & WEDGE CONT.					
Shaft:	Flex	Weight	Torque	Ball Flight	Butt
<b>TRUE TEMPER GRAPHITE:</b>					
Project X LZ Tour Graphite	6.0	90g	2.4	Mid	.610
Project X LZ Tour Graphite	5.0	90g	2.4	Mid	.615
Project X LZ Graphite	4.5 R	70g	3.5	High	.615
Project X LZ Graphite	4.0 A	60g	5.1	High	.600
Project X LZ Graphite	3.5 Lite	45g	5.4	High	.585
<b>KBS STEEL:</b>					
KBS Tour	X-Stiff	130g	-	Mid	.600
KBS Tour	Stiff	120g	-	Mid	.600
KBS Tour	REG	110g	-	Mid	.600
KBS C-Taper	X-Stiff	130g	-	Low-Mid	.600
KBS C-Taper	Stiff	120g	-	Low-Mid	.600
KBS C-Taper Lite	X-Stiff	115g	-	Mid-High	.600
KBS C-Taper Lite	Stiff	110g	-	Mid-High	.600
KBS C-Taper Lite	Reg	105g	-	Mid-High	.600
KBS Tour 90	Stiff	102g	-	High	.600
KBS Tour 90	Reg	95g	-	High	.600
<b>NIPPON STEEL:</b>					
NS Pro 950	Stiff	100g	-	Mid-High	.610
NS Pro 950	Reg	97g	-	High	.610
NS Pro Modus Tour 105	X-Stiff	112g	-	Mid	.600
NS Pro Modus Tour 105	Stiff	106.5g	-	Mid	.600
NS Pro Modus Tour 105	Reg	103g	-	Mid	.600
NS Pro Modus Tour 105	Wedge	111g	-	Mid	.600
NS Pro Modus Tour 120	X-Stiff	120g	-	Mid	.600
NS Pro Modus Tour 120	Stiff	114g	-	Mid	.600
<b>UST RECOIL GRAPHITE:</b>					
UST Recoil 95	F4-Stiff	94g	3.3	Mid	.600
UST Recoil 95	F3-Reg	94g	3.3	Mid	.600

UTILITY & HYBRID					
Shaft:	Flex	Weight	Torque	Ball Flight	Butt
<b>FUJIKURA HYBRID:</b>					
Fujikura Pro Hybrid	X	89g	2.5	Mid	
	S	76g	2.8	Mid/High	
	R	67g	3.0	Mid/High	
	R2	66g	3.0	High	
Fujikura Speeder EVO HB	X	97g	2.2	Mid	
	X	88g	2.5	Mid	
	S	86g	2.5	Mid/High	
	S	77g	3.0	Mid/High	
	R	76g	3.0	Mid/High	
	R2	60g	4.0	High	
	L	55g	4.2	High	

## BAGS

### MIZUNO PRO STAFF LITE

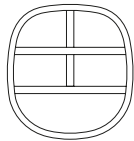
5L5C172200

Tour authentic functionality. A lighter, mobile version of Mizuno's iconic Tour bag. Built from the same premium materials, durable construction with authentic tour top cuff.

**SPECIFICATION:** 5-Way Top Cuff: 9.5". Apparel Pockets: 2 full-length apparel pockets allow for maximum storage. Matching rainhood ensures clubs stay dry in wet weather.

**DIMENSIONS:** 43cm x 24cm x 89cm

**WEIGHT:** 11 lbs/4.5 kg



Staff

### MIZUNO PRO CART BAG

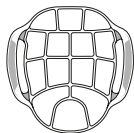
BPRCCART18

Our premium cart bag with soft touch materials, sturdy zippers and an assortment of clever storage options – to put you a class apart from the competition.

**SPECIFICATION:** 14-Way Top Cuff with Full Length Dividers, Magnetic Closure Pocket, Side Cooler Pocket, Removable Ball Pocket Panel, Full length Apparel Pockets, Fleece Lined Valuables Pocket.

**DIMENSIONS:** 46cm x 32.5cm x 84cm

**WEIGHT:** 7 lbs/3.2 kg



Black



Staff

### MIZUNO PRO STAND BAG. 6-WAY

BPROSTND18

Our premium stand bag – engineered to flip between cart and carrying. Soft touch materials, sturdy zippers and an assortment of clever storage options will put you a class apart from the competition.

**SPECIFICATION:** 14 Way/6 Way Top Cuff/Full length dividers, Magnetic Closure Pocket, Two fleece lined valuables pockets, Removable Ball, Pocket Panel, Full length apparel pockets, Insulated drink pouch, Umbrella Holder.

**DIMENSIONS:** 41cm x 37cm x 90cm

**WEIGHT:** 7 lbs/3.2 kg



Staff



Black

### MIZUNO FRAME WALKER STAND

5LJC180900

Shaft friendly and incredibly strong – Mizuno's revolutionary external frame.

**SPECIFICATION:** 2-Way, High strength, external framework, Shaft friendly rigidity, Double shoulder strap, Umbrella holder, Towel holder.

**DIMENSIONS:** 27cm x 23cm x 91cm

**WEIGHT:** 2.5 kg



Black



White/Blue

## BAGS

### MIZUNO K1-LO STAND BAG

BK1LOS

An ultra-lightweight stand bag that puts the joy back into carrying. We've removed every gram of weight without dropping its most important features. Pack only what you need and take the weight off.

**SPECIFICATION:** 4 Way Top Cuff/Full length dividers, Carbon Fiber Legs and Support Rods, Durable, Lightweight Materials, Water Bottle Pouch, 4 zip pockets, Velcro Patch for Glove, Colour matching rain-hood, Umbrella Holder.

**DIMENSIONS:** 34.3cm x 28cm x 91cm

**WEIGHT:** 2.7 lbs/1.2 kg



Staff Black Navy Light Grey



Red

### MIZUNO BR-DRI WP CART BAG

BRDRIWPC

A watertight version of our lightest full function cart bag. With a practical 14-way divider, matching rain-hood and cooler pocket.

**SPECIFICATION:** 14 way divider, Fully waterproof, Practical 7 zip pockets, Matching rain hood, Bottom grab handle, Trolley friendly base, Umbrella holder.

**DIMENSIONS:** 33cm x 24cm x 92.5cm

**WEIGHT:** 2.25 kg



Navy/Cyan



Navy/Red

### MIZUNO BR-DRI WP STAND BAG

BRDRIWPS

Watertight and mobile, with all the essential features.

**SPECIFICATION:** 5 way divider, Fully waterproof, Practical 5 zip pockets, 1 drinks holder, Full length dividers, Matching rain hood, Valuables pocket, Double strap.

**DIMENSIONS:** 30cm x 20cm x 89cm

**WEIGHT:** 2 kg



Navy/Red



Navy/Cyan

### MIZUNO BR-D4 CART BAG

BRD4C

A cart bag with serious intent. From its refined heathered panels to 14-way divider, the BR-D4C is both practical and stylish. Nine cleverly designed pockets give practical access to balls, tees, apparel and valuables.

**SPECIFICATION:** 14 way divider, Insulated Cooler Pocket, Quick Access Magnetic Pocket, Matching Rainhood, Cart Strap Channel, Full-length Dividers, Bottom Grab Handle, Glove Grip, Zip Off Embroidery Panel, Umbrella holder.

**DIMENSIONS:** 37cm x 24cm x 92.5cm

**WEIGHT:** 5.6 lbs/2.5 kg



Grey/Red



Grey/Black



Grey/Blue

## BAGS

### MIZUNO BR-D4 STAND BAG

BRD4S

A lightweight stand bag with serious intent. From its refined heathered panels to 4-way divider, the BR-D4 is both practical and stylish. The small details - magnetic pocket, matching rainhood and cooler pocket point to the bag's quality.

**SPECIFICATION:** 4 way divider, Double Shoulder Strap, Insulated Cooler Pocket, Quick Access Magnetic Pocket, Matching Rainhood, Full-length Dividers, Zip Off Embroidery Panel, Umbrella holder.

**DIMENSIONS:** 38cm x 25cm x 89cm

**WEIGHT:** 5.6 lbs/2.5 kg



Grey/Black

Grey/Blue

Grey/Red

### MIZUNO BR-D3 STAND BAG

BRD3S

Speed through a quick 18 with the BR-D3 - for the player who prioritizes mobility. The BR-D3 packs in all the essential features, without the bulk.

**SPECIFICATION:** 5 way, Double Shoulder Strap, Full-length Dividers, Matching Rainhood, Valuables Pocket, Insulated Drink Pouch, Zip off embroidery panel, Umbrella holder.

**DIMENSIONS:** 36cm x 25cm x 90cm

**WEIGHT:** 4.4 lbs / 2 kg



Black/White

Grey/Red

Navy

Staff

Classic Green/Green Glow

### MIZUNO BR-D2 CARRY BAG

BRD2S

Travel light, play fast.

**SPECIFICATION:** 2 way divider, Mini Stand, Double Shoulder, Strap, Mesh Drink Pouch, Apparel Pocket, Valuables Pocket, Colour matched Rainhood, Full-length Dividers.

**DIMENSIONS:** 23cm x 20cm x 87cm

**WEIGHT:** 3.3 lbs / 1.5 kg



Black

Staff



## GLOVES

### PRO GOLF GLOVE MENS

W ○

Finest grade Cabretta leather golf glove as worn by Luke Donald on the PGA Tour.

MPGL15LHP / MPGL15RHP

**SPECIFICATION:** Tour Quality Cabretta Leather, Enhanced Fit, Tour Performance, Mizuno FlexMesh

**SIZES:** S, M, ML, L, XL



### ELITE GOLF GLOVE MENS

W ○

Fine grade Cabretta leather palm with synthetic upper.

MEGL15LHP / MEGL15RHP

**SPECIFICATION:** Tour Quality Cabretta Leather, Enhanced Fit, Synthetic Upper, Mizuno FlexMesh

**SIZES, RIGHT OR LEFT HAND:** S, M, ML, L, XL



### PRO GOLF GLOVE LADIES

W ○

Finest grade Cabretta leather golf glove.

MPGL15LLHP

**SPECIFICATION:** Tour Quality Cabretta Leather, Enhanced Fit, Tour Performance, Mizuno FlexMesh

**SIZES, LEFT HAND:** S, M, ML, L



### COMP GOLF GLOVE MENS

W ○ B ●

Superior quality synthetic glove designed to offer incredible feel and durable performance. Feel is enhanced with 3D cut leather palm and thumb pads.

MCGL15LHP / MCGL15RHP / MCGL15LHCP

**SPECIFICATION:** Superior Synthetic Leather, Enhanced Fit, Leather Thumb & Palm, Mizuno FlexMesh

**SIZES, RIGHT OR LEFT HAND:** S, M, ML, L, XL

**CADET SIZES LEFT HAND:** S, M, ML, L, XL



## GLOVES

### COMP GOLF GLOVE LADIES

W ○

Superior quality synthetic glove designed to offer incredible feel and durable performance. Feel is enhanced with 3D cut leather palm and thumb pads.

MCGL15LLHP / MCGL15LRHP

**SPECIFICATION:** Superior Synthetic Leather, Enhanced Fit, Leather Thumb & Palm, Mizuno FlexMesh

**SIZES, RIGHT OR LEFT HAND:** S, M, ML, L



### MIZUNO RAINFIT (PAIR)

B ●

Keeping our synthetic suede glove in the bag for a rainy day might be your best ever golfing decision. The wetter, the better for this secret weapon.

GRF17P3

**SPECIFICATION:** Wet weather performance

**MEN'S SIZES, RIGHT OR LEFT HAND:**

S, M, ML, L, XL

**MATERIALS:** 100% Synthetic Leather



### MIZUNO THERMAGRIP MENS AND LADIES (PAIR)

B ●

For the very coldest days – with fleece lined cuff and brushed palm. Using Breath Thermo, Mizuno's remarkable warming fabric that converts trace body moisture into new heat. Sold in pairs.

GTG17MP3 / GTG17LP3

**SPECIFICATION:** Breath Thermo heat generating performance

**MEN'S SIZES:** S, M, ML, L, XL

**WOMEN'S SIZES:** S, M, ML, L

**MATERIALS:** 100% Synthetic Leather



## BALLS

### MP <x>

#### TOUR PERFORMANCE FOR HIGH SWING SPEEDS

The MP-X has been unveiled to help Mizuno expand its use amongst the next generation of tour players and elite amateurs. The 4 piece construction features a dual core design, that reduces spin from the driver – suited to more powerful ball strikers. A new, thinner 0.5mm urethane cover enhances initial ball speed, while a 330 dimple configuration creates a highly efficient flight.

- COVER - Urethane
- DIMPLE DESIGN - 330
- LAYERS - Four
- COMPRESSION - Firm

450M84510P



### MP <s>

#### TOUR PERFORMANCE FOR MID SPEED SWINGS

Dubbed 'the ball that loves to spin' on its introduction – the MP-S is Mizuno's softest, most responsive ball. The MP-S features a larger inner core and thinner urethane cover – adding yards to the long game of mid/high swing speeds. The cover thickness is reduced to just 0.5mm, increasing velocity from the tee, while a 330 dimple configuration creates a highly efficient flight.

- COVER - Urethane
- DIMPLE DESIGN - 330
- LAYERS - Three
- COMPRESSION - Mid

450M83510P



“ For the majority of tour players and elite level players, we've found the low spin characteristics of the MP-X off the tee, make it more predictable in the long game. Club players who generate a little less spin naturally, will match up better with the MP-S. ”

Alex Thorne, Head of Tour Operations.

### JPX <s>

#### BALANCED PERFORMANCE WITH SOFT FEEL

The new JPX-S is a soft compression edition of Mizuno's 3 piece ball – producing a balanced performance for a wider range of swing speeds. Mizuno's engineers discovered that a softening of the core not only improved the feel of the JPX-S at impact, but also increased initial ball speed for the majority of players.

- COVER - Surlin
- DIMPLE DESIGN - 566
- LAYERS - Three
- COMPRESSION - Soft

450M72410P



**BALANCED PERFORMANCE:** Speed, feel, aerodynamics and durability enhanced together.

**SOFTER COMPRESSION:** Creates greater ball speed for the majority of amateur swings.

**566 MICRO DIMPLE DESIGNS:** Increased hang time past the apex of ball flight.

### JPX

#### THE SOFTER JPX WITH MICRO DIMPLES

The new JPX is Mizuno's softest compression two piece golf ball. A large low compression core keeps the JPX nimble around the greens and quick off the clubface. Mizuno's unique micro-dimple cover maintains the ball's aerodynamics during descent for long stable tee shots.

- COVER - Surlin
- DIMPLE DESIGN - 512
- LAYERS - Two
- COMPRESSION - Soft

450M75510P



**LARGE, SOFT COMPRESSION CORE:** Combines elevated ball speeds at low and mid swing speeds with an unexpectedly smooth feel.

**MULTI BLEND POLYMER COVER:** Durability yet soft around the greens.

**SUITABLE FOR:** Mid to lower swing speeds in dry conditions. All swing speeds in cold, wet conditions.

**MICRO DIMPLE DESIGN:** Combines elevated ball speeds at low and mid swing speeds with an unexpectedly smooth feel.



The 2018 collection is Mizuno's most extensive yet in colour and style – but again has Mizuno's heat generating Breath Thermo yarn at its heart. "We initially developed Breath Thermo for extreme winter sports – where thinner, less restrictive clothing was a huge advantage. Breath Thermo has a unique ability to generate new heat from trace escaping body vapour – rather than purely insulate." Kate Whitmore, EMEA Golf Product Manager.

**BREATH THERMO BIOGEAR BASE LAYER**

52G58530

A soft, warming, stretchable base layer – using a heat-generating Breath Thermo yarn developed by Mizuno's fabric engineers for extreme winter sports. Compression fit reduces muscle fatigue.

**COLOURS:** Deep Navy, Black, White

**SIZES:** S, M, L, XL, XXL

**MATERIALS:** 88% Polyester, 12% Other



Black

White

Deep Navy

**BREATH THERMO SHORT SLEEVE POLO**

52GA8502

Make the most of the midday winter sunshine. A winter weight polo with Mizuno's revolutionary heat generating Breath Thermo yarn.

**COLOURS:** White, Microchip, Black

**SIZES:** S, M, L, XL, XXL

**MATERIALS:** 93% Polyester, 7% Acrylic



Microchip

Black

White

**BREATH THERMO 1/4 ZIP**


52GJ8501

A lightweight, soft touch 2nd layer with Mizuno's revolutionary heat generating Breath Thermo yarn. Golf specific stretch panelling allows a free moving swing.

**COLOURS:** Black, Deep Navy, White

**SIZES:** S, M, L, XL, XXL

**MATERIALS:** 90.2% Polyester, 4.5% Acrylic, 5.3% Urethane



Deep Navy

White

Black

**WINDPROOF JACKET**

52GE8509

Streamlined, ultra light outer layer with golf specific panelling to eliminate wind chill. Combine with Mizuno's Breath Thermo under layers to stay warm and free moving in the coldest conditions.

**COLOURS:** White, Deep Navy, Black

**SIZES:** S, M, L, XL, XXL

**MATERIALS:** Polyester 100%



Deep Navy

Black

White

**MIZUNO MOVE TECH TROUSERS**

52GE8504

Soft touch, warm trousers ideal for cold, dry days. Vertical stretch panels allow a full range of golfing movements in a modified, tailored fit.

**COLOURS:** Grey, Deep Navy, Black

**SIZES:** 32W, 34W, 36W, 38W, 40W – all with leg lengths 29L, 31L, 33L

**MATERIALS:** Polyester 92% Polyurethane 8%



Deep Navy

Black

Grey



**MIZUNO MOVE TECH GILET**

52GE8505

An ultra-warm padded gilet incorporating Mizuno's heat-generating Breath Thermo yarn, first engineered for extreme winter sports. Stretch panels ensure free golfing movement, while Mizuno's Tech Fill treatment maintains the jacket's volume through wear and washing.

**COLOURS:** Tango Red, Black, Deep Navy/Tango Red, Deep Navy/Diva Blue, Black/White, Diva Blue,  
**SIZES:** S, M, L, XL, XXL  
**MATERIALS:** Polyester 100%



Black    Deep Navy/Tango Red    Deep Navy/Diva Blue    Black/White    Diva Blue    Tango Red

**MIZUNO MOVE TECH JACKET**

52GE8502

An ultra-warm padded jacket incorporating Mizuno's heat-generating Breath Thermo yarn, first engineered for extreme winter sports. Stretch panels ensure free golfing movement, while Mizuno's Tech Fill treatment maintains the jacket's volume through wear and washing.

**COLOURS:** Deep Navy/Diva Blue, Tango Red, Diva Blue, Black, Black/White, Deep Navy/Tango Red  
**SIZES:** S, M, L, XL, XXL  
**MATERIALS:** Polyester 100%



Tango Red    Diva Blue    Black    Black/White    Deep Navy/Tango Red    Deep Navy/Diva Blue

**TECH SHIELD JACKET**

52GE8507

A versatile high stretch, midweight wind protecting jacket. Can be worn straight over a polo shirt when the temperature rises and falls over 18 holes. Or combine with Breath Thermo under layers for dry, cold days.

**COLOURS:** Grey, Black  
**SIZES:** S, M, L, XL, XXL  
**MATERIALS:** Polyester 100%



Black    Grey

**NEXLITE RAIN JACKET**

52GG8A30

An incredible 20,000mm waterproofing with 25,000g breathability – classified as highly waterproof for heavy rain. Soft to the touch and incredibly lightweight for its level of waterproofness, the Nexlite could easily double as a wind top. Detachable sleeves make the jacket even more versatile across the seasons. With pack away pouch to minimise storage space.

**COLOURS:** Deep Navy, Surf Blue/White  
**SIZES:** S, M, L, XL, XXL  
**MATERIALS:** Nylon 100%



Surf Blue/White    Deep Navy

**NEXLITE RAIN PANTS**

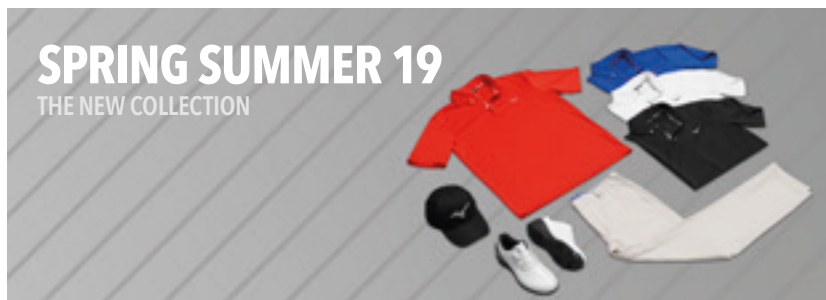
52GG8A40

An incredible 20,000mm waterproofing with 25,000g breathability – classified as highly waterproof for heavy rain. Soft to the touch and incredibly lightweight for its level of waterproofness. Adjustable leg length of up to 4 inches across every waist size. With pack away pouch to minimise storage space.

**COLOURS:** Deep Navy  
**SIZES:** 32W, 34W, 36W, 38W, 40W  
**MATERIALS:** Nylon 100%



Deep Navy



# SPRING SUMMER 19

THE NEW COLLECTION

The new Spring Summer Golf Collection from Mizuno is a micro collection, from within its Japanese range – resized for the European golfer. Engineered for Asia’s extreme summer climate, the collection features Mizuno’s latest fabric innovations – headlined by Solar Cut and Heat Protection Print (HPP). Both protect from infrared rays with Solar Cut also targeting harmful UV rays.

## QUICK DRY POLO

52GA9000

An ultra-smooth fabric with extreme stretch. Classic design with tailored 3 button placket and dress collar. Mizuno Quick Dry fabric absorbs and diffuses escaping body moisture – maintaining natural, free movement in warmer conditions.

**SIZES:** S, M, L, XL, XXL

**MATERIALS:** 100% Polyester



## QUICK DRY PLUS POLO

52GA9002

An ultra-smooth fabric with extreme stretch. With a ribbed collar and short 2 button placket. Mizuno Quick Dry fabric absorbs and diffuses escaping body moisture – maintaining natural, free movement in warmer conditions.

**SIZES:** S, M, L, XL, XXL

**MATERIALS:** Polyester 100%



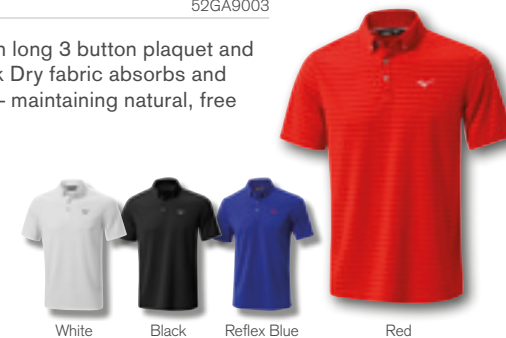
## QUICK DRY TEXTURED POLO

52GA9003

Tonal stripe, silky to the touch with long 3 button placket and button down collar. Mizuno Quick Dry fabric absorbs and diffuses escaping body moisture – maintaining natural, free movement in warmer conditions.

**SIZES:** S, M, L, XL, XXL

**MATERIALS:** 100% Polyester




## QUICK DRY STRIPE POLO

52GA9004

A classic twill texture complete with short 2 button placket and ribbed collar. Mizuno Quick Dry fabric absorbs and diffuses escaping body moisture – maintaining natural, free movement in warmer conditions.

**SIZES:** S, M, L, XL, XXL

**MATERIALS:** 100% Polyester



## SOLAR CUT PANEL POLO

52GA9007

With partial, textured chest print, dress collar and long 3 button placket. Mizuno’s Solar Cut fabric blocks both infrared and UV rays – with a cooling effect.

**SIZES:** S, M, L, XL, XXL

**MATERIALS:** Polyester 98% / Polypropylene 2%



## APPAREL SS19

### SOLAR CUT POLO

52GA9010

Bold tonal chest print, dress collar and long 3 button placket. Mizuno's Solar Cut fabric blocks both infrared and UV rays – with a cooling effect.

**SIZES:** S, M, L, XL, XXL

**MATERIALS:** Polyester 98%  
/ Polypropylene 2%



Orange Reflex Blue Black White

### MIZUNO MOVE TECH LITE TROUSERS

52GF9001

Bold tonal chest print, dress collar and long 3 button placket. Mizuno's Solar Cut fabric blocks both infrared and UV rays – with a cooling effect.

**SIZES:** 32W, 34W, 36W, 38W, 40W  
– all with leg lengths 29L, 31L, 33L

**MATERIALS:** Polyester 88%  
/ Polypropylene 12%



Black Blue Light Grey

### MIZUNO MOVE TECH LITE SHORTS

52GF9031

Incorporating Mizuno's 4-way stretch material anatomically positioned for ease of golfing movement.

**SIZES:** 32W, 34W, 36W, 38W, 40W

**MATERIALS:** Polyester 88%  
/ Polypropylene 12%



Light Grey Blue Black

### MIZUNO MOVE TECH LITE JACKET

52GE9001

Super light and extremely thin – with Mizuno's 4-way stretch material anatomically positioned for ease of golfing movement.

**SIZES:** S, M, L, XL, XXL

**MATERIALS:** 100% Polyester



Light Grey Black Reflex Blue

### MIZUNO MOVE TECH LITE VEST

52GE9002

Super light and extremely thin – with Mizuno's 4-way stretch material anatomically positioned for ease of golfing movement.

**SIZES:** S, M, L, XL, XXL

**MATERIALS:** 100% Polyester



Reflex Blue Light Grey Black

## FOOTWEAR



**NEXLITE BOA**  
EXTREME TRACTION, WATERPROOF  
AND JUST 285 GRAMS.

Built to withstand winter conditions - yet light enough for summer. The Nexlite Spike is an all year round shoe that comes into its own in wet conditions. Our Kuraray upper is a soft touch synthetic that looks and feels like leather to the touch – and waterproof to 20,000mm. Built on a comfortable Wave Technology proven through our award-winning running shoes and incredibly just 285 grams overall.

### BOA CLOSURE SYSTEM

Quick dial system closes the shoe evenly, without pressure points. Easily released and tightened. Nylon coated stainless steel wire does not rust or stretch when wet.

### ULTRALIGHT COMFORT

The Nexlite BOA Spike packs all its performance into a featherlight 285 grams per shoe. Perfect for all year round use.

### 20,000MM WATERPROOF UPPER

Our premium soft-touch Kuraray upper is breathable and waterproof to 20,000mm. Complete with a 2-year waterproof warranty

### IG4 SPIKE SYSTEM

Fast Twist universal spike with quick tightening and release system. With 2 additional spikes and wrench.

### BUILT ON WAVE RUNNING TECHNOLOGY

Mizuno's running shoes are trusted by marathon runners worldwide. We built the Nexlite BOA Spike on the same supportive, cushioned Wave Technology platform – so you can comfortably walk 36 holes and beyond.



### NEXLITE BOA 005 MENS

51GM1810



White/Blue



Black

### NEXLITE BOA 006 MENS \*Available March 2019

51GM1920



Black



White/Blue



White/Navy

### NEXLITE BOA 006 LADIES \*Available March 2019

51GW1920



White/Turquoise



White/Sky Blue





**MIZUNO  
WAVE CADENCE GTX**  
WALK 36 AND BEYOND - WITH GORE-TEX®

The ultimate long distance golf shoe - designed to walk 36 holes and beyond. Based on Mizuno's award-winning running platform, the Wave Cadence blends the comfort and support of a high-end running shoe, with the lateral stability and traction needed for golf. A new GORE-TEX® membrane adds all year versatility with its durable waterproofness and industry leading breathability.

Mizuno's Wave Plate is a one-piece corrugated mechanism that provides both 'active' cushioning and lateral stability. A golf specific configuration within the Wave Cadence maintains all the comfort of a proven running shoe, with the increased lateral security needed on the course. The Silver Tornado spike system means that the Wave Cadence is as secure through the swing as it is on the walks between shots.

**BUILT ON WAVE RUNNING TECHNOLOGY**

Award-winning cushioning and stability trusted by runners worldwide.

**GORE-TEX® WATERPROOF**

New breathable membrane is durable and breathable – for all year round versatility. With 2 year waterproof warranty.

**SILVER TORNADO TOUR LOCK SPIKE**

Fast Twist universal spike – high traction and easily replaced.

**X10 CARBON RUBBER SOLE**

Extremely durable compound used in high impact areas extends the life of the shoe.



**MIZUNO WAVE CADENCE GTX** \*Available March 2019

51GM1955



White



Navy/Grey



Black



## HEADWEAR

### MIZUNO RETRO SNAPBACK

52FF1807P

**SPECIFICATION:** Structured, Flat Visor, Rope Accent On Visor, Flat Embroidered Logos, Woven Label Tab On Back Performance Sweatband, High Profile, 5 Panels, 3 1/4" Crown, Retro Styling

**COLOURS:** White

**SNAPBACK:** OSFA

**MATERIALS:** 83% Acrylic, 15% Wool, 2% P.u. Spandex



### MIZUNO TOUR DELTA

52FF1800P

**SPECIFICATION:** Lightweight, Structured, Curved Visor, Fused Panels, Density Transfer Logos, 3-Layer Multifunction Sweatband, Mid Profile, 6 Panels, 3 1/2" Crown, High Performance Premium, Tour Cap

**COLOURS:** Navy/White, White/Grey

**FITTED:** S/M (6 3/4" - 7 1/4"), L/XL (7 1/8" - 7 5/8")

**MATERIALS:** 92% Polyester, 8% Spandex



### MIZUNO TOUR PERFORMANCE

52FF1801P

**SPECIFICATION:** Lightweight, Structured, Curved Visor, 3D Embroidery Front Logo, Flat Embroidery Rear Logo, Performance Sweatband, Mid Profile, 6 Panels, 3 1/2" Crown, Performance Tour Cap

**COLOURS:** Royal, Navy, White, Black

**FITTED:** OSFA (6 7/8" - 7 3/8")

**MATERIALS:** 99% Polyester, 1% P.u. Spandex



### MIZUNO TOUR ADJUSTABLE

52FF1802P

**SPECIFICATION:** Lightweight, Semi-Structured, Curved Visor W/ Fused Panels and Density Transfer Logos, Velcro Closure, Performance Sweatband, Low Profile, 6 Panels, High Performance Premium Tour Cap

**COLOURS:** Royal/White, White/Charcoal, Navy/White, Black/Light Grey, Grey/Red

**ADJUSTABLE:** OSFA

**MATERIALS:** 100% Polyester



### MIZUNO FITTED MESHBACK

52FF1803P

**SPECIFICATION:** Breathable Mesh Back, Structured, Curved Visor, 3D Embroidered RB Logo, Flat Embroidered Mrb Logo Performance Sweatband, Mid Profile, 6 Panels, 3 1/2" Crown

**COLOURS:** Grey/Black, Red/Navy, Navy, Black

**FITTED:** OSFA (6 7/8" - 7 3/8")

**MATERIALS:** 44% Polyester, 42% Nylon, 7% Cotton, 7% Spandex



### MIZUNO DIAMOND SNAPBACK

52FF1804P

**SPECIFICATION:** Structured, Flat Visor, 3D & Flat Embroidery Branding, Performance Sweatband, High Profile, 6 Panels, 3 3/4" Crown

**COLOURS:** Navy/Red, White, Royal, Black, Grey/Red

**SNAPBACK:** OSFA

**MATERIALS:** 83% Acrylic, 15% Wool, 2% Spandex



### MIZUNO 919 SNAPBACK

52FF1805P

**SPECIFICATION:** Structured, Curved Visor, Woven Patch W/ Marrowed Edge Logo Application, Woven Label Tab On Back, Performance Sweatband, Mid Profile, 6 Panels, 3 1/2" Crown, JPX 919 Inspired Design

**COLOURS:** Light Grey, White

**SNAPBACK:** OSFA

**MATERIALS:** 97% Polyester, 3% P.u. Spandex



### MIZUNO TOUR VISOR

52FF1806P

**SPECIFICATION:** Lightweight, Structured, Curved Visor, Density Transfer Logos, Velcro Closure, 3-Layer Multifunction Sweatband, Premium Tour Performance Visor

**COLOURS:** White/Charcoal, Black/Grey

**ADJUSTABLE:** OSFA

**MATERIALS:** 100% Polyester



## HEADWEAR/ACCESSORIES

### RB COTTON TWILL CAP \*Available March 2019 52GW9000P

**SPECIFICATION:** Structured crown with curved bill and adjustable fastening.

**COLOURS:** Black, Navy, White/Black, White/Blue, Black/Pink

**ADJUSTABLE:** OSFA

**MATERIALS:**  
100% Polyester



Black

### PRINT MESH CAP \*Available March 2019 52GW9006P

**SPECIFICATION:** Structured crown with embroidered logo. Light mesh back and adjustable fastening.

**COLOURS:** White, Charcoal, White/Black, Reflex Blue

**ADJUSTABLE:** OSFA

**MATERIALS:** 100% Polyester



White

### BREATH THERMO BOBBLE HAT 52GW8504P

**SPECIFICATION:** Mizuno's Breath Thermo yarn does more than insulate – it generates new heat using trace amounts of body vapour.

**COLOURS:** Tango Red, Black, Deep Navy, Grey, White



Tango Red

### NEXLITE RAIN CAP 52GW8A01P

**SPECIFICATION:** Waterproof cap with adjustable fastening.

**COLOURS:** Deep Navy

**ADJUSTABLE:** OSFA

**MATERIALS:** 100% Polyester



### TWIN CANOPY UMBRELLA U612P

Double Canopy Umbrella for Golf.



Black/White

Staff

### TRI FOLD CLIP TOWEL ZT130P

Slimmer towel with QuickClip for easy on/off attachment.



Black/White

Staff

### TOUR TOWEL ZT133P

Used by Mizuno Tour Players.



## ACCESSORIES/LUGGAGE

### STAFF HEADCOVER (DRIVER)

As used by Mizuno tour players.

5LJH180100



Staff

### STAFF HEADCOVER (FAIRWAY)

As used by Mizuno tour players.

5LJH180200



Staff

### STAFF HEADCOVER (HYBRID)

As used by Mizuno tour players.

5LJH180300



Staff

### IRON HEADCOVERS (3-PW, GW, SW, LW)

Protective 11 piece set  
3-PW + GW / SW / LW. With velcro closure.  
Remove after play to avoid rust.

5LJH182000



Staff

### WINTER MITTENS

WM700P

**MATERIALS:** Outer fabric – 100% Nylon / interior fleece – 100% Polyester



### SHOE BAG

5LJS185000

Mesh ventilated with single strap.

**DIMENSIONS:** L33 x W20 x H14

**MATERIALS:** Polyester – Textile



Black

### HOLDALL

5LJS185100

Overnight bag with black chrome detailing.

**DIMENSIONS:** L56 x W31 x H30

**MATERIALS:** Polyester – Textile




Black

[golf.mizuno-europe.com](http://golf.mizuno-europe.com)

### BREATH THERMO NECK WARMER

52GY8505P

The final touch of comfort for cold weather golf.



Charcoal

Black

### BACKPACK

5LJB185000

Multi compartment layout with soft touch padded sleeve for laptop or tablet. Includes strap for attachment to the Mizuno Traveller Suitcase.

**DIMENSIONS:**  
L32 x W16 x H48

**MATERIALS:**  
Polyester – Textile



Black

### ORGANISER

5LJB185200

Multi compartment layout with soft touch padded sleeve for laptop or tablet.

**DIMENSIONS:** L43 x W10 x H30

**MATERIALS:**  
Polyester  
– Textile



Black



## ACCESSORIES/LUGGAGE

---

### ONBOARDER

5LJB185300

Fits current British Airways dimension regulations for overhead storage (accurate on July 2017). With in-line wheels and extendable handle.

**DIMENSIONS:**

L35 x W19 x H55

**MATERIALS:**

Polyester – Textile



Black

### TRAVELLER SUITCASE

5LJB185400

Large storage for longer trips. With inline wheels, extendable handle and balance base.

**DIMENSIONS:**

L38 x W25 x H73

**MATERIALS:**

Polyester – Textile



Black

### TRAVELLER CLUB PRO

5LJT185000

As supplied to our tour professionals – fits a full tour bag or a pair of smaller carry bags. Internal club overwrap and padding for maximum club protection.

**DIMENSIONS:** L142 x W43 x H35

**MATERIALS:** Polyester – Textile



Black



[golf.mizuno-europe.com](http://golf.mizuno-europe.com)