



# FLASH HOME USER MANUAL

SHIMANO Steps E8000- E7000- E6100



support@eplus.bike // [www.eplus.bike](http://www.eplus.bike)  
Via Pontestura 124 Camino 15020 (AL) Italy  
Tel. +39 0142469815

EN

# PRELIMINARY NOTES

## ATTENTION

*It is forbidden by law to activate EPLUS speed unlocker in public places such as streets, squares and cycling paths. So it is only possible to activate EPLUS Speed Unlocker in private places such as circuits and private properties. The maker denies responsibility due to any damage to pedal assisted bicycles where Eplus is set up. The maker denies responsibility due to any harm to people or objects.*

ALL TRADEMARKS MENTIONED IN THIS MANUAL ARE THE PROPERTY OF THEIR RESPECTIVE OWNER SHIMANO, E-TUBE, WINDOWS DOES NOT SUPPORT, DOES NOT SPONSOR, ARE NOT IN ANY WAY TO BE CONSIDERED US RELATED TO OUR COMPANY.

## MINIMUM REQUIREMENTS

- Windows 10.
- Not compatible with Apple computers.
- Be equipped with the appropriate connection to connect the engine to the PC.
- Have an Internet connection.

## BIKECOIN (CREDITS)




The system works with bikecoin. Once the upgrade is made, the system subtracts from the totalizer (money box) a share of bikecoin.

For each modified bike, the software stores the engine number. Subsequent upgrades of the same type will always be free.

For changes of a higher type an additional fee of bikecoin will be required.

# PRELIMINARY OPERATIONS



## E-Tube Project software download and setting:

<http://e-tubeproject.shimano.com>

Connect the SM-PCE1/SM-PCE2 device to the PC and to the ebike display.

Update the engine to the latest version.

Close the E-Tube and switch on the bicycle which will show 0 on the display.

# EPLUS FLASH HOME USE



Make sure your internet connection is active.  
Download and start the Eplus Flash software.

## LINK FOR DOWNLOAD:

Shimano E8000: <http://eplus.artware.it/transfer/EPlusFlashSetupP8000.exe>

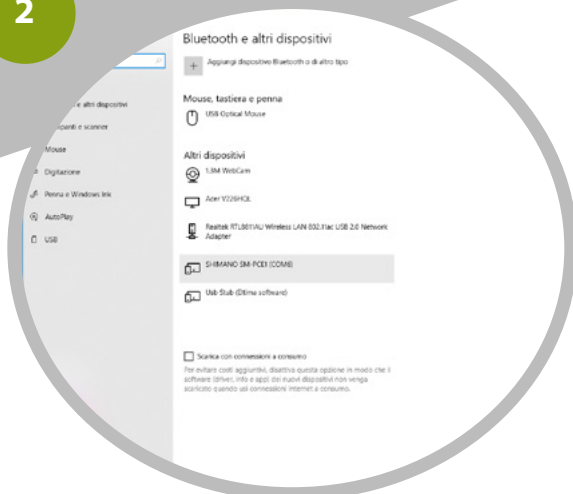
Shimano E7000: <http://eplus.artware.it/transfer/EPlusFlashSetupP7000.exe>

Shimano E6100: <http://eplus.artware.it/transfer/EPlusFlashSetupP6100.exe>

Enter the username and password communicated by Eplus.

-

2



If a manual setting of the communication ports is necessary, enter the PC control panel, select Device Management and locate the COM (picture 3) port for the Shimano device. Pay attention: the COM port may change from time to time.

3



Enter the data in the Eplus Flash program in the upper left menu, then press apply.

## ATTENTION

Before starting to update the engine version, make sure that the battery is at least 50% charged or use the adapter, checking that the relative connectors are well inserted.

### UPDATES:

Once the change is made to the bike, the engine version will change and the bike will be configured in Custom mode.

This configuration blocks the possibility (using E-tube PC or mobile) for the customer (user) or for the installer to upgrade the ebike to other engine versions.

If there are new updates from Shimano, it is necessary to evaluate if they are necessary: often these aren't significant improvements.

If you decide to proceed with the upgrade, you must return first the bike to the original factory version with Flash; then updated with E-tube. When Eplus informs you that it is compatible with the latest version loaded, you can redo the change again with Flash.

If during the update procedure a power outage occurs, the ebike may become unusable because it will no longer have the old or new engine version. For its restoration Watch the video on

Youtube: <https://youtu.be/uLf3rCM-3f0>

## POSSIBLE CHANGES

### Original version

This option allows you to bring your own bike back to the original version if you need to send the engine to Shimano for assistance, so the manufacturer will not notice the changes made previously.

### Release 35 Km / h

This type of unlock allows the assisted pedaling to be maintained up to 35 Km / h.  
When the 35 unlock is loaded the engine version will be changed to 6.3.5

### Unblocking 50 Km / h

This type of unlock allows the assisted pedaling to be maintained up to 50 Km / h.  
When the 50 unlock is loaded the engine version will be changed to 6.5.0

### Race Unlock ( only for Shimano Steps E8000 )

The Race unlock allows you to manage your mappings directly from the Eplus Tutor app.

The Race modification works only if the bike is equipped with:

- SC-E8000 Display
- DU - E8000 Drive Unit

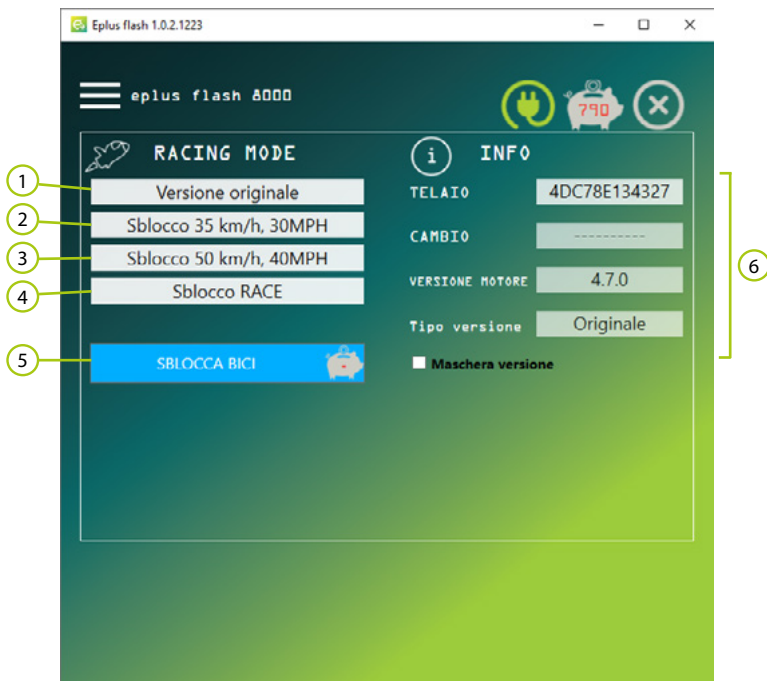
In the presence of other configurations (for example E7000 display) it is possible to change only the speed (35-50 km/h)

### NOTE

The values on the ebike display are correct for all engine versions.  
Some versions may not reach the maximum speed of 50 km/h.

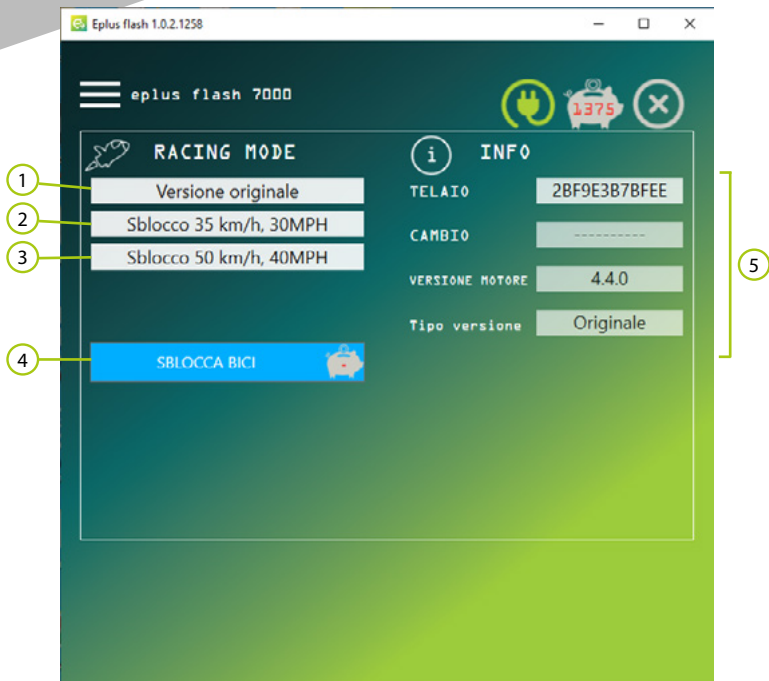


# SHIMANO STEPS E8000



- 1 - Return the e bike to the original version.
- 2 - Perform a speed unlock up to 35 Km / h
- 3 - Perform a speed unlock up to 50 Km / h
- 4 - Allows to manage the mappings directly from the app
- 5 - Confirm button.
- 6 - Ebike info.

# SHIMANO STEPS E7000



- 1 - Return the e bike to the original version.
- 2 - Perform a speed unlock up to 35 Km / h
- 3 - Perform a speed unlock up to 50 Km / h
- 4 - Confirm button.
- 5 - Ebike info.

# SHIMANO STEPS E6100



- 1 - Return the e bike to the original version.
- 2 - Perform a speed unlock up to 35 Km / h
- 3 - Perform a speed unlock up to 50 Km / h
- 4 - Confirm button.
- 5 - Ebike info.

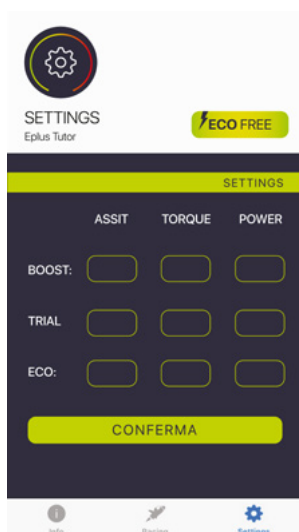
# APP EPLUS TUTOR (only for Steps E8000)

## DOWNLOAD APP

Once the modification has been made with the Eplus FLASH HOME software, you can customize your Shimano E8000 bike using the Eplus TUTOR app, which can be downloaded free of charge:



After paying € 0.99 and accepting the responsibility assumption clauses it is possible to unblock racing use and modify the speed limiter \* according to the engine's level of help. The app offers different functions depending on the type of the modifications previously made.



### SPEED MODIFICATION

If the e bike has been modified to obtain the maximum speed at 35 or 50 km / h, the application offers the following functions:

### ANTI THEFT FUNCTION

When you park your bike in crowded places, before leaving you can press the "THEFT" button: in this way the engine does not work and, in the event of theft, the bike does not provide assistance. In the event of theft, press the "BIKE THEFT SIGNAL" button, which can only be used if the alarm has been activated, and immediately the date, time, GPS position and the owner's data will be communicated to the Eplus control unit and the electric motor will remain locked pending complaint to the competent authorities.

Once the complaint has been received, the engine assistance function can only be reactivated if accessed from an Eplus dealer or Shimano manufacturer. If the thief tries to reactivate the system, he will be immediately identified.

### CHANGE PARAMETERS

Unlike E-Tube , which allows lowering the values with fixed parameters, Eplus Tutor allows you to freely choose the values for maximum customization.

## FULL MODIFICATION (UNLOCK ON)

In addition to the functions specified for changing the speed only, the engine mapping can be modified.

The user can choose between 5 preloaded riding modes:

**ORIGINAL:** Restore of the Dynamic configuration proposed by default by the manufacturer.

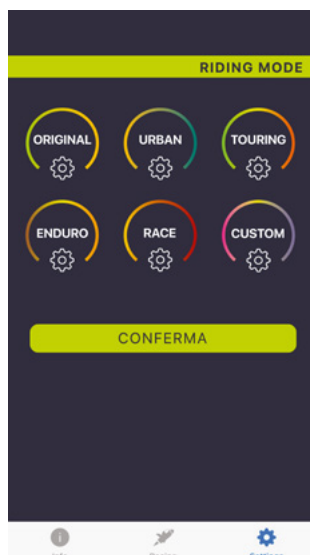
**URBAN:** Setting to run in an urban environment with a considerable reduction in consumption, where it is not necessary to face steep climbs or challenging routes.

**TOURING:** Setting designed for walking, it has a boost that is not too aggressive, but at the same time allows you to tackle important climbs even to those who are not particularly fit.

**ENDURO:** Setting designed for off-road and countryside, ideal for all types of terrain, it certainly offers a lot of fun.

**RACE:** Definitely very aggressive setting to be used mainly with Trial mode, and dosing the BOOST for really challenging stretches, it nevertheless offers an echo that provides little assistance to minimize consumption while on the move

Your favorite settings will be stored and activated again by pressing **CUSTOM**.



For technical support, contact: [support@eplus.bike](mailto:support@eplus.bike)



Download Teamviewer:

<https://get.teamviewer.com/5rp36bn>

Warnings:

<https://www.eplus.bike/en/avvertenze/>



[support@eplus.bike](mailto:support@eplus.bike) // [www.eplus.bike](http://www.eplus.bike)  
Via Pontestura 124 Camino 15020(AL) Italy  
Tel. + 39 0142 469815