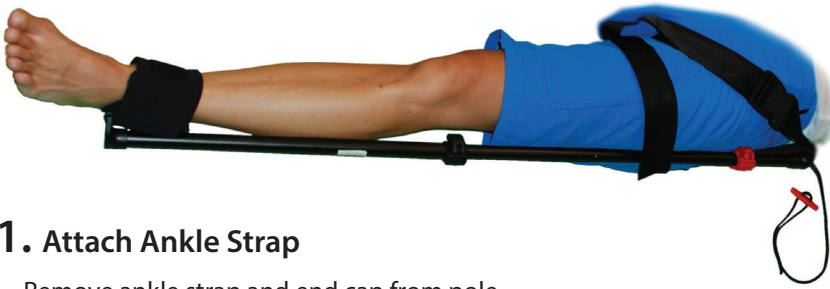


HOW TO APPLY



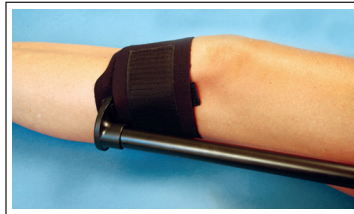
Prior to application assess CMS (circulation, motor and sensory) function and pain level per local protocol.

1. Attach Ankle Strap

- Remove ankle strap and end cap from pole
- Unroll ankle strap and apply with end cap lateral and facing up to receive splint pole
- Secure with Velcro wrap



NOTE: May apply ankle strap above calf in cases of lower leg injury



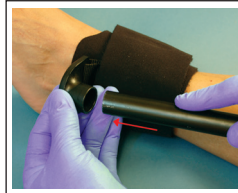
2. Attach Groin Strap

- Rest female buckle on anterior thigh
- Wrap male buckle and strap behind thigh
- Snap male to female buckle and tighten



3. Apply Coarse Traction

- Extend distal pole after releasing thumb screw on black pole clamp
- Insert distal pole into ankle strap end cap
- After achieving desired length, tighten thumb screw



4. Apply Fine Traction

- Release thumb screw on red pole clamp
- Pull cord to apply desired traction
- Tighten thumb screw on red pole clamp and release cord



5. Reassess and Monitor

- Reassess CMS and pain level
- Adjust traction as needed to minimize pain, while maintaining perfusion
- For rotational stability attach mid leg strap to splint and wrap (one or both legs) below knee



PEDIATRIC APPLICATION

For patients under 110 cm (approx. 43 inches) in height and/or 3 years or less in age, lengthen the groin strap allowing the splint to rest more proximal to the hip.



Click on QR code to see instructional video OR visit [YouTube.com](https://www.youtube.com) and search "Sliselman Traction Splint"



SLISHMAN TRACTION SPLINT

by **RESCUE ESSENTIALS**

DIRECTIONS FOR USE

Note: If clamp slides off pole

In the event the red or black pole clamp slides off the pole, simply loosen the thumb screw and push the pole clamp back over the end of the pole and align where indicated. Tighten thumb screw to secure in place.



Awards and Endorsements



Manufactured for Carey & Company, Ltd
dba Rescue Essentials under
U.S. Patents: 6,394,972 - 6,786,882 - 6,913,587

Meets MIL-STD-810G, 501.5

NSN: 6515-01-631-3182

RESCUE ESSENTIALS

312 F St. Salida, CO 81201 • 866-711-4843
www.rescue-essentials.com