



www.123babymattress.com

Ordering an oval mattress, how does that work?
When ordering an oval mattress and a mattress C and D,
we always ask for a cut-out paper mold send to us by post.
Write your name and invoice number on the mold.

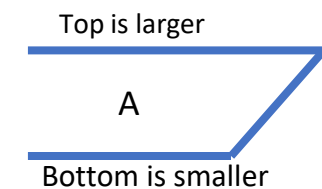
Do not send a mold of fabric, it has stretch and therefore it is unusable!!!

www.123babymattress.com

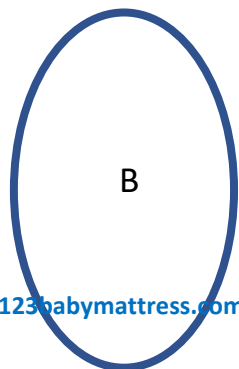
Address: Matrassenmaker, Vossenbeemd 107-c, 5705CL Helmond - Netherlands

You create the shape by placing the paper on the bed base and transferring the shape to the paper with a marker/pen.
Optionally, you can use the old mattress as an example. Put this on the paper and take over the shape.
For example, if you want space for a fitted sheet/mattress protector/duvet, reduce the shape by 1 to 2 cm.
Place a measuring tape on the edge and place e.g. For example a line every 2 cm, do this every 4 cm so that you can see all the lines later.
connect to draw a line. Cut that line and the shape is now ready to send.
We do not make oval mattresses with sloping sides. This is a mattress whose top is larger than the bottom the mattress. See drawing A
Drawing D: Because the cutouts are small, we only cut them out of the foam after the mattress is covered with fabric you hardly notice the details. When you put the mattress in the bed, the corners fall into place nicely!
Is the desired shape is not stated below. Contact us, we make almost all types and sizes of mattresses.

www.123babymattress.com

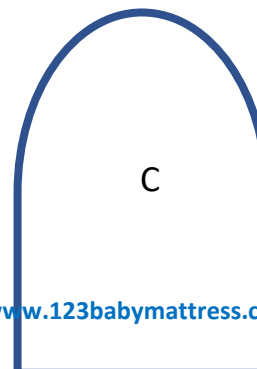


A) Side view mattress, we don't make



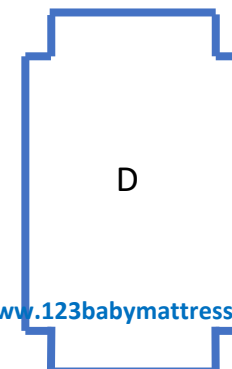
www.123babymattress.com

B) Oval mattress, we do make.



www.123babymattress.com

C) One side round, one side rectangular, we do make.



www.123babymattress.com

D) Cutouts in the corners, we do make