
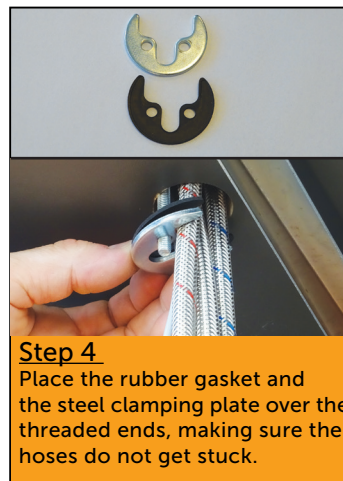
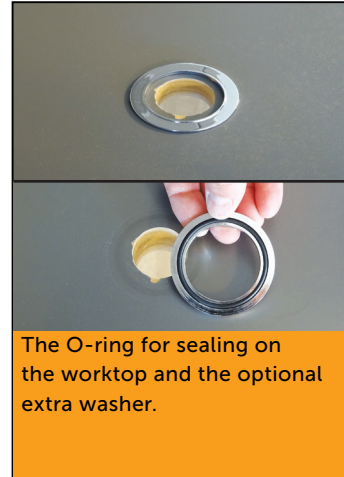
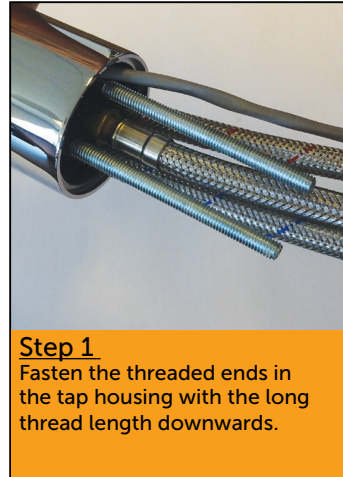


Quick Reference Card replacing the 3-in-1 tap fixation kit

Replacing the 3-in-1 tap fixation kit is not that difficult. Please follow the instructions below. For this part no tools are required to replace.

 Before starting the replacement of the 3-in-1 tap fixation kit, make sure the water mains are closed.



Warranty period

- 12 months on the 3-in-1 tap fixation kit from day of purchase.

Warranty conditions

- When claiming under the warranty, the model of the tap should be mentioned.
- The purchase invoice indicating the date of purchase must be submitted.

The warranty applies only if:

- There are material and construction faults (all this at the discretion of the manufacturer);
- no constructive changes or modifications have been made to the tap;
- the defect is not a consequence of own fault, negligence or improper use.

Liability

Neither HotSpot Titanium nor your installer/retailer accept any liability for damage or bodily injury of any kind resulting from:


- failure to follow the instructions in this manual;
- carelessness during installation, use, maintenance and repair of the system;
- use not in accordance with the application;
- the use of components not supplied by the manufacturer;
- consequential damage due to leakage.



The HotSpot Titanium 3-in-1 taps only operate with an original HotSpot Titanium boiler. See the user and installation manual of the boiler.

Service

Do you need any help? Please feel free to contact us.

 +44 2031921428

 service@hotspot-titanium.com

hotspot titanium

www.hotspot-titanium.com