

# Cleanroom chairs - Intensive Use - Pu-Soft Touch



AS2	H 50 ÷ 70	B2 B3 C1 C5	C-WG1862 HP
PCP	H 50 ÷ 70	B2 B3 C1 C5	C-WG1864 HP
AS2	H 60 ÷ 85	B2 B3 C1 C5	C-WG1872 HP
PCP	H 60 ÷ 85	B2 B3 C1 C5	• C-WG1874 HP

Working Clean-Room armchairs and stools, developed specifically for intensive use working environments. All our models are fitted with specific high resistance components and mechanisms for intensive and continuous use and suitable to support heavier weights.

## Upholsteries

Pu-Soft Touch








Nero - Black



**BLK**



## Accessories

- 
B2 Soft castors instead of hard castors or glides  
**M-0311**
- 
B3 Hard castors instead of glides  
**M-0302**
- 
C1 Height adjustable footrest Ø 460 mm  
**0700**
- 
C5 Height adjustable footrest with metal board Ø 600 mm  
**0731**
- 
G1 Gas lift with seal for oil and grease retention  
**NO-OIL** (available on all types of chairs)

## Mechanisms

- 
AS2 **A-SYNCHRON 2**  
Independent adjustment of seat and backrest
- 
PCP **PERMANENT CONTACT PLUS**  
Inclination and height adjustment of backrest, with tension adjustment and antishock