

Cleanroom chairs - Pu-Soft Touch - Intensive Use - ESD



AS2	H 50 ÷ 70	B1 C4 C5	• C-WG1862 HAP
PCP	H 50 ÷ 70	B1 C4 C5	C-WG1864 HAP
AS2	H 60 ÷ 85	B1 C4 C5	C-WG1872 HAP
PCP	H 60 ÷ 85	B1 C4 C5	C-WG1874 HAP

Working ESD Clean-Room armchairs and stools, developed specifically for intensive use working environments. All our models are fitted with specific high resistance components and mechanisms for intensive and continuous use and suitable to support heavier weights.

Upholsteries


Pu-Soft Touch





Nero - Black


BLK-ESD

Accessories

- 


B1 ESD castors instead of ESD glides
M-0321
- 


C4 ESD height adjustable footrest Ø 460 mm
0700ESD
- 

C5 Height adjustable footrest with metal board Ø 600 mm
0731
- 

G1 Gas lift with seal for oil and grease retention
NO-OIL (available on all types of chairs)

Mechanisms

- 

AS2 **A-SYNCHRON 2**
Independent adjustment of seat and backrest
- 

PCP **PERMANENT CONTACT PLUS**
Inclination and height adjustment of backrest, with tension adjustment and antishock