



# UV inspection unit

- 4 ASTRON 9W LED II lamps
- Degree of protection IP20



INSTRUCTIONS



UV inspection unit LED Art.: 2.03.0600

## Consumables:

 4x 9 W Astron UV-A LED II

## In the package

- 1x UV inspection unit
- 4x 9W ASTRON LED II lamps
- 1x 1,5 m power cable with EU plug (standard)
- 1x Tray - cleaning wipes


## Start using the UV inspection unit

### 1. Install lamps into unit / replace lamps




9W ASTRON UV-A LED II lamps


**ATTENTION!!** Place the AC input of the lamp into the **LIVE SIDE** lampholder



### 2. Connecting to mains



Put in the power cable



Turn on the switch

The LED lamps will switch on directly.

You can start immediately using the inspection of your product

### 3. UV Protection

It is advised to always shield the eyes/face. For maximum protection and whenever possible, hands and arms should also be covered with long sleeves and gloves of a non-fluorescent material.

- UV glasses: It is of importance to use UV protection. To protect your eyes, use UV-safety glasses. UV glasses can also help to reduce eye fatigue, allowing for better UV inspections.

- Visor: To take extra caution, you may use UV block visor that absorbs 99.9% of all UV up to 385 nm.
- Gloves: Be sure to use gloves that protect you from UV. Ensure that the gloves do not fluoresce.
- Apron or clothing: To protect your body in the best way, please use an apron or protective clothing with 100% UV block.

## Specifications

Technical name	: UV inspection unit
Color	: Black/Aluminium
Light source	: 4x 9 W ASTRON UV-A LED II
Electrical supply	: 100-240 V ~ 50-60 Hz
Power consumption	: 36 Watt
Weight	: 7 kg
Material	: Aluminium
Degree of protection	: IP20
Guarantee	: 1 year return to base
Int. building norm	: acc. EN 60335-2-59 int. std.
Lamp life time (h)	: 25.000 hours
Dimensions (L x D x H)	: 530 x 250 x 135 (260 front) mm
CE-approval	: Yes



Meerheide 231  
5521 DX Eersel  
the Netherlands  
+31(0)40 209 40 24  
shop@procleanroom.com