

BIBS PACIFIER QUALITY GUIDE

Congratulation with your BIBS pacifier!

We want you to experience and treasure every moment you have with your little one, and we truly believe that introducing BIBS pacifiers to your baby is a key to secure calmness, and let your baby learn to self-soothe. This guide is for you who want to secure the quality of your baby's pacifiers and how you can identify an original BIBS pacifier. When you buy a BIBS pacifier please always remember to:



Pull test

To check the pacifier, pull the nipple in all directions and inspect it carefully before use and replace the pacifier at the first sign of damage or weakness.



Replacement


Replace the pacifiers every 4-6 weeks for both safety and hygienic reasons. If your child has teeth, please be extra aware of signs of damage or weakness in the material.



Cleaning

Before the very first use, sterilize the pacifier by boiling it in plenty of water for 5 minutes. This only applies before first use. When cleaning the pacifier subsequently, follow these three simple steps:

- Put the pacifiers in a clean bowl. Pour them with plenty of boiling water.
- Let the pacifiers soak for approx. 5 minutes.
- Pick them up and let them dry on a clean towel.



Pull test

Natural rubber latex vs. silicone

Natural rubber latex is a natural material and is affected by sunlight, high temperatures, and moisture which accelerates the aging process of the latex material. Always check the pacifier before use. If you experience changes in the surface, changes in size and shape, or rupture in the material the pacifier must be replaced. Silicone is an industrially manufactured hypoallergenic, odorless, and taste-neutral material that is known for its purity. The smooth transparent nipple is not as soft as natural rubber latex, but it retains its shape, and can withstand high temperatures.

Don'ts:

- Do not leave latex pacifiers in direct sunlight.
- Do not put the pacifiers in the dishwasher.
- Do not use UV sterilizers for latex pacifiers.
- Do not freeze the pacifiers.



Sun damage

Expansion due to prolonged use

What to note!

Standards and certifications

All our pacifiers are 100% free from BPA, PVC, and phthalates. They are all designed and made in Denmark/EU. Further, they are all certified to conform to the EU directive concerned with safety, health, and environment: EN 1400+A2. On the North American market our pacifiers go through additional testing and are all certified according to the ASTM F963 + 17 standard.

Expiration date

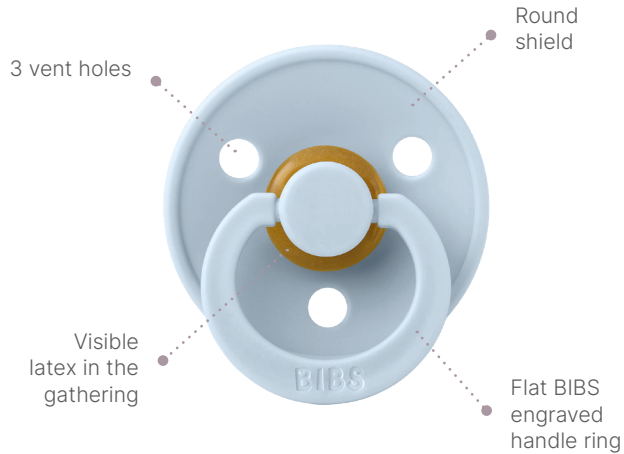
Pacifiers in latex expire 2 years after manufacturing, and silicone pacifiers after 5 years. You can always check the batch number on the packaging to find the date of manufacturing.

How do you recognize BIBS pacifiers?

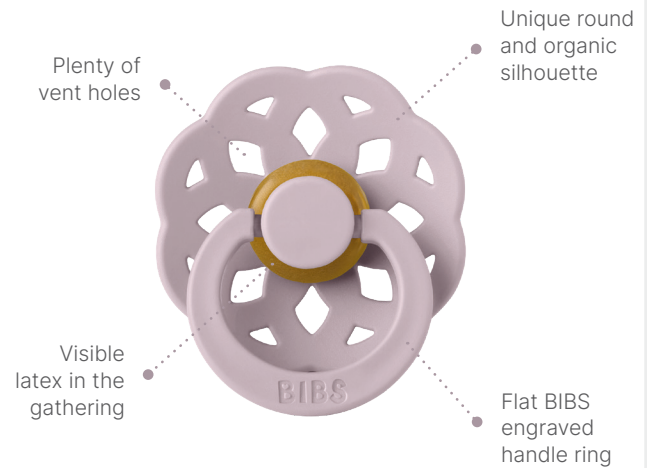
If you are in doubt whether your pacifiers are original BIBS pacifiers our pacifiers have the following characteristics:

BIBS®
SINCE 1978

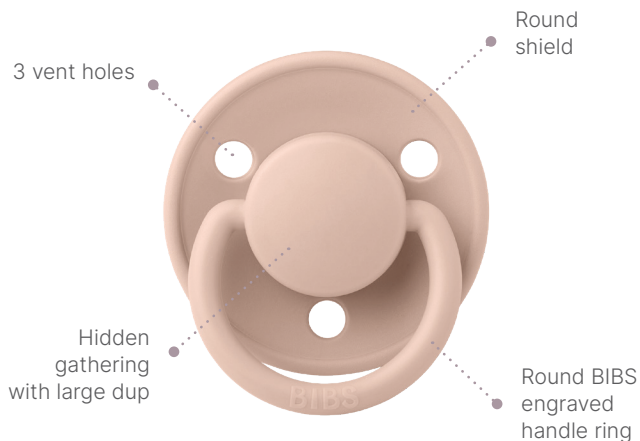
BIBS Colour



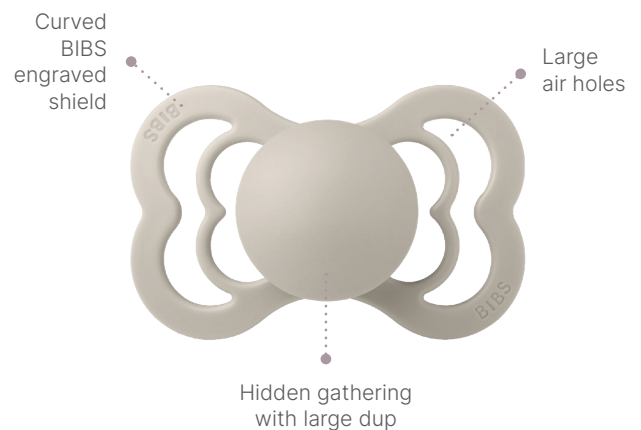
BIBS Boheme



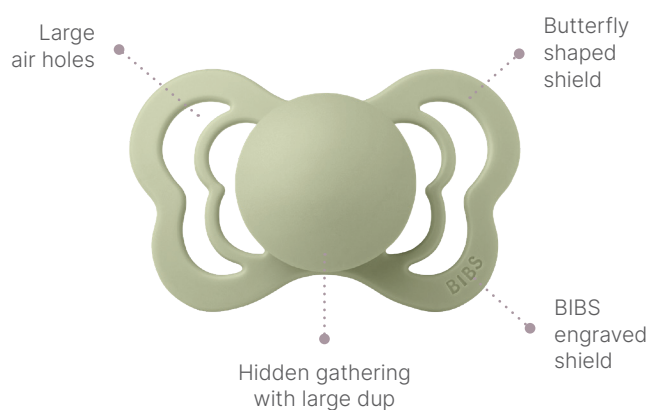
BIBS De Lux



BIBS Supreme



BIBS Couture



Logo on nipple

We are currently working on applying the BIBS logo to all our nipples. However, a nipple without the BIBS logo is not a sign that the pacifier is a copy. It is simply that we have not implemented the new design on all our pacifier nipples yet.

