

















# Walk In Green House

NO	Part	Qty
1		3
2		45
3		42
4		26
5		8
6		12
7		1
8		4
9		4

No.	FITTINGS	QTY.
A		4
B		12
C		4
D		6
E		32
F		2
J		2

