

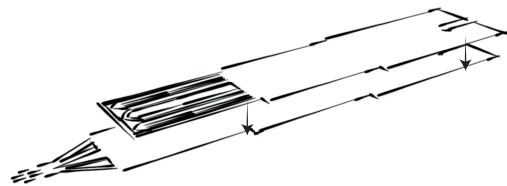
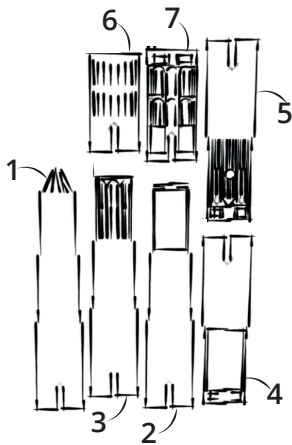
DOM TOWER SILHOUETTE

WHAT'S IN THE BOX?

1x Plates 1 till 7

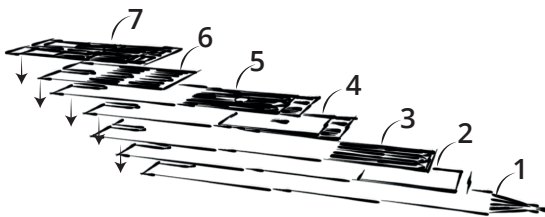
Caution! Fold toward the folding lines.

Caution! Size S does not contain plates 2, 4 and 7.



1. Check if you have all the pars.

2. Glue plate 1 and 2 together as shown on the image.
For the S, glue plate 1 and 3 together.



3. Repeat step 2 for plates 3 till 7.
This also applies for the S only without plate 4 and 7.
The Dom tower is now ready!