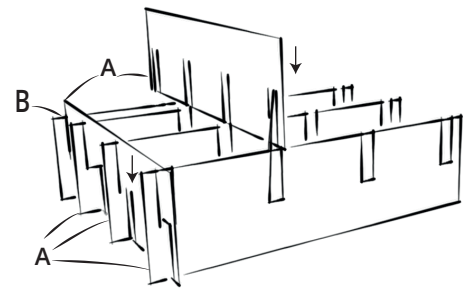
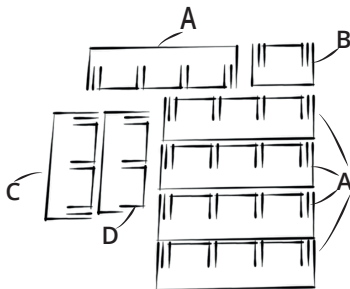


VINYL CLOSET NEVADA

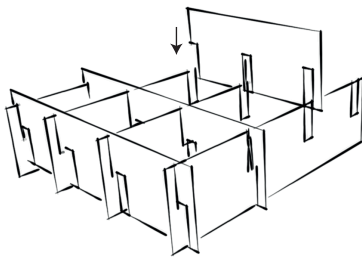
WHAT'S IN THE BOX?

- 5x Plate A
- 1x Top plate B
- 1x Side C
- 1x Center part D

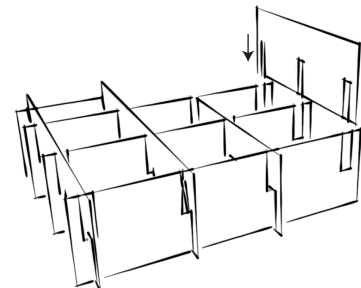


1. Check if you have all parts.

2. Place three Plates A and Top Plate B on the floor and slide in two plates A in the notches as shown on the image.



3. Then slide Center Part D into the closet as shown in the picture. Make sure that the part that is sticking out is facing downward.



4. Finally, slide Side C into the cabinet as shown shown on the picture.