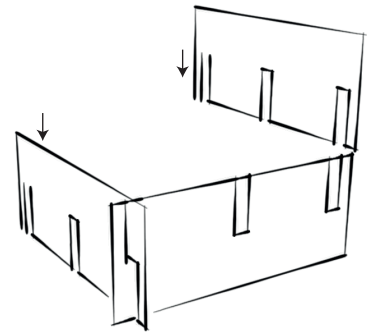
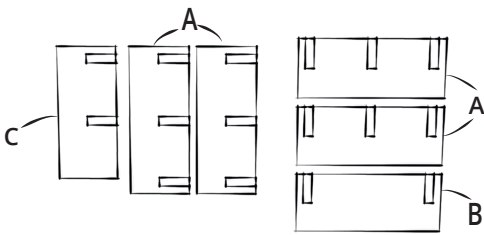


VINYL CLOSET REVS

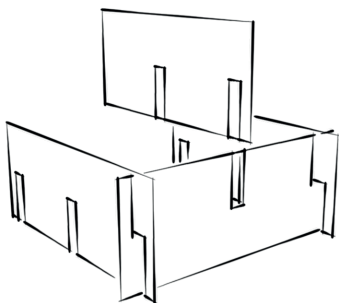
WHAT'S IN THE BOX?

- 4x Plate A
- 1x Top plate B
- 1x Center part C



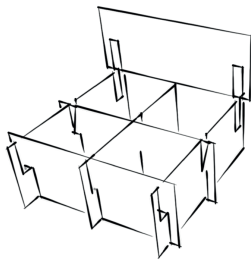
1. Check if you have all parts.

2. Place one Plate A on the floor and slide two plates A in the notches, as shown in the picture.



3. Then slide Center Part C into the closet as shown in the picture.

4. Slide the last Plate A into the closet, as shown in the picture.



5. Finally, slide Top plate B into the vertical Plates A, as shown in the image.