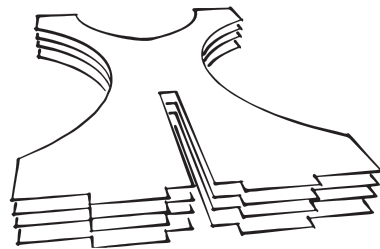




BIJZETTAFEL

WHAT'S IN THE BOX?

- 4x Legs A
- 4x Legs B
- 3x Table top C

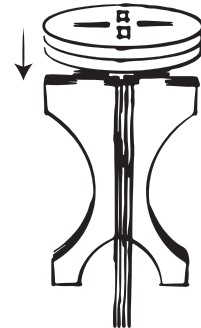


1. Check if you have all parts.

2. Place the four legs B on top of each other. Do the same for the four legs A.



3. Slide the legs A and B together as shown in the image.



4. Slide the three table tops onto the legs as shown in the image. The side table is ready!