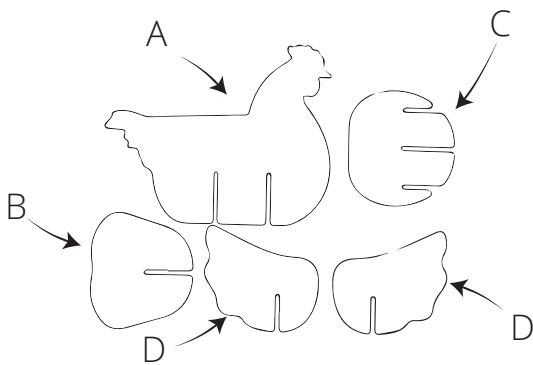



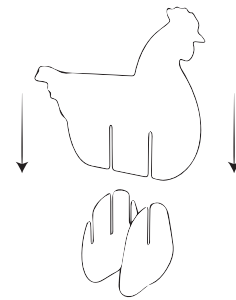
# KIP

## WAT ZIT ER IN DE DOOS?

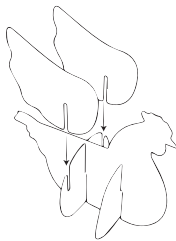
- 1x Lichaam A
- 1x Verbinding B
- 1x verbinding C
- 2x Vleugels D



1. Controleer of je alle onderdelen hebt.



2. Schuif onderdeel A in de insede van B en in de middelste insede van verbinding C.



3. Plaats de vleugels D in de buitenste inseden van verbinding C.