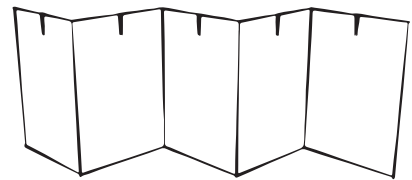
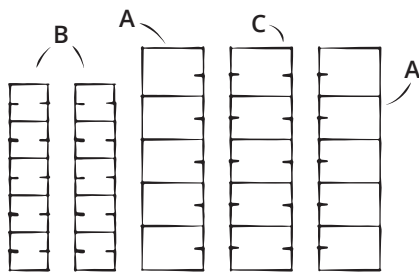
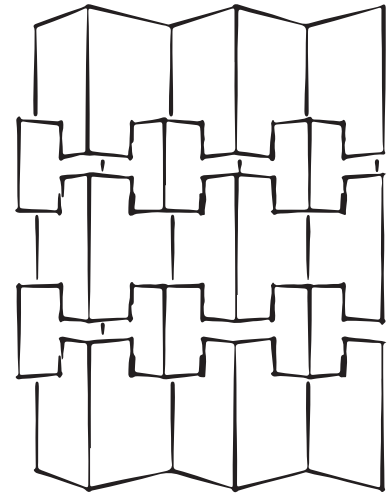


# PRIVACY SCREEN

## WHAT'S IN THE BOX?

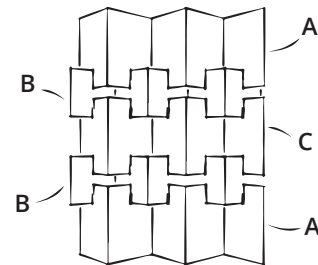
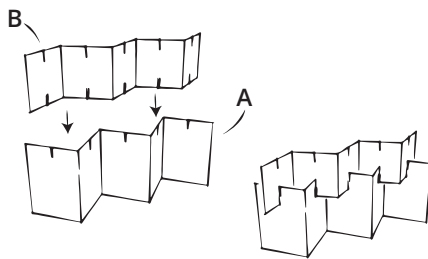
- 2x Screen A
- 2x Screen B
- 1x Screen C



5x

1. Take the parts out of the box. Check if you have all parts.

2. Fold the parts outwards like a harmonica. Start with part A and repeat for all parts.



3. Slide all parts together using the incisions. Start at A then B, C, B, and finally A.

4. Now is your room divider is ready to be placed in the room.