

x
neverdark
one-click fireplace



CATALOGUE 2021

turn on
THE EMOTION



AUTOMATIC ETHANOL FIREPLACES



PURE FIRE X HIGHEST TECHNOLOGY



NO SMOKE
NO SMELL
NO COMMUNICATIONS



PURE FIRE X HIGHEST TECHNOLOGY



WHO ARE WE

NEVERDARK is a Ukrainian manufacturing company with its own production in Kiev. For 15 years we have been working in the market of innovative interior solutions.

WHAT ARE WE DOING


We produce automatic ethanol fireplaces serially and individually.
We develop and produce complex and non-standard models of ethanol fireplaces (angular, curved, round, with volumetric fire, firewood-like fireplaces, closed by glass, etc.).
We advise construction and architectural companies, interior designers on the convenient and safe use of ethanol fireplaces in projects.
We offer ventilation solutions for rooms with ethanol fireplaces.
We manufacture and sell fuel and accessories for bioethanol fireplaces.

AUTOMATIC ETHANOL BURNERS



neverdark **AUTOMATIC**

III-rd generation automatic ethanol fireplace



No contact between the fuel and fire
(AEVB Technology)



No additional communications are required



Simple and quick installation



linear fire



Convenient refueling system



Possibility of choosing the shape



LCD-display



Remote control



3 levels of flame height



Length from 700 to 3000 mm



Basic security sensors



Possibility of the modules connection



Possibility of the remote service






Model	700mm	800mm	1000mm	1200mm	1500mm
Tank volume, L	2,5	3	4	5	6,5
Time of burning, Hour	2,5 – 6,5				
Area of the room (min/recom.), sq. m.	14/21	16/27	19/44	24/62	32/93
Air exchange	min. 1/h				
Thermal capacity, kW	2,5-6,7	3,0-8,0	4,0-10,8	4,9-13,5	6,4-17,4

- Top panel**
Matte painting
Color from RAL palette
- Glass**
Tempered glass Extra Clear 6 mm
- Power**
220 V
- Complete set**
Canister with tap for easy refueling
Remote control
Manual
Warranty card
Fuel (bioethanol) 5 L



neverdark FIRETEC

IV-th generation automatic ethanol fireplace



NO-TOUCH
SYSTEM



No contact between the fuel and fire
(AEVB Technology)



No additional communications are required



Simple and quick installation



Possibility of choosing the shape



Automatic refueling system



Wi-Fi control, possibility of
the «smart house» connection

Optionally: External control and refueling panel
Sensor of CO₂ and outside temperature

External control and refueling panel



Pin-code, sleep timer



Touch-control panel



Mobile application



Unlimited line of the fire



Smooth regulation of flame



Extended security sensors



Possibility of the remote service





Top panel
Glossy
Color from RAL palette

Glass
Tempered glass Extra Clear 8 mm

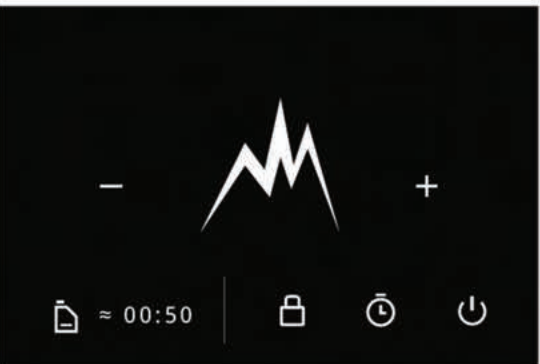
Power
220 V

Complete set
Automatic refueling system
Manual
Warranty card
Fuel (bioethanol) 5L

Model	700mm	1000mm	1200mm	1500mm	1700mm	2000mm
Tank volume, L	4,3	6,5	7,9	10	11,5	13,7
Time of burning, Hour	4-10					
Area of the room (min/recom.), sq. m.	17/25	22/50	27/68	34/100	38/114	45/129
Air exchange	min. 1/h					
Thermal capacity, kW	3,0-8,1	4,5-12,2	5,4-14,8	6,9-18,7	7,9-21,5	9,5-25,7



ARS-500
external refueling
and control panel
(additional)



neverdark CHALET-I (in/ex)

«hearth»-type automatic ethanol fireplace



UNIQUE IN THE WORLD
VOLUME FLAME
TECHNOLOGY



No contact between the fuel and fire
(AEVB Technology)



No additional communications are required



Simple and quick installation



Non-linear volumetric fire
throughout the plane



Automatic refueling system



set of accessories: marble chips,
ceramic firewood, flickering fiber



LCD/Touch display



Remote control



3 levels of flame height



Length from 700 to 2000 mm



Basic security sensors



Possibility of the modules connection



Possibility of the remote service





ARS-500
external refueling and control panel
(additional)

2 versions:
1. **Chalet-I (in)** - with integrated control and refueling panel
2. **Chalet-I (ex)** - without control and refueling panel (additional external panel required)

Top panel
Glossy
Glass
Glass border Extra Clear 8 mm
or Solid glass Extra Clear 6 mm

Power
220 V
Complete set
Automatic refueling system
Remote control
Manual
Warranty card
Fuel (bioethanol) 5L

Decor:
marble chips
ceramic firewood
flickering fiber



CHALET BOX - I
thermal casing (additional)

Model	650mm (in)	650mm (ex)
Tank volume, L	3,1	6,1
Time of burning, Hour	2,1-5,3	4,2-10,6
Area of the room (min/recom.), sq. m.	21/37	
Air exchange	min. 1/h	
Thermal capacity, kW	3,7-10	



neverdark CHALET-II

«hearth»-type automatic ethanol fireplace



UNIQUE IN THE WORLD
VOLUME FLAME
TECHNOLOGY



No contact between the fuel and fire
(AEVB Technology)



No additional communications are required



Simple and quick installation



Non-linear volumetric fire
throughout the plane
(additional external panel required)



Automatic refueling system



Wi-Fi control, possibility of the
«smart house» connection

Optionally: Sensor of outside temperature
Sensor of CO₂ and outside temperature

External control and refueling panel



Pin-code, sleep timer



Touch-control panel



Mobile application



Unlimited line of the fire



Smooth regulation of flame



Extended security sensors



Possibility of the remote service





ARS-500
external refueling
and control panel

- Decor**
Marble chips ceramic firewood
flickering fiber
- Top panel**
Glossy
Color from RAL palette
- Glass**
Glass border Extra Clear 8 mm or
Solid glass Extra Clear 6 mm
- Power**
220 V
- Complete set**
Manual
Warranty card
Fuel (bioethanol) 5L



CHALET BOX - II
thermal casing
(additional)

Model	950mm (body)	1200mm (body)
Tank volume, L	9,1	11,6
Time of burning, Hour	4,2-10,6	
Area of the room (min/recom.), sq. m.	26/63	36/93
Air exchange	min. 1/h	
Thermal capacity, kW	5,7-15,4	7,3-20,2



CUSTOM MADE ETHANOL FIREPLACES

manufacturing of non-standard shapes and sizes



CORNER ethanol fireplaces



SOLEN - the only one in the world
arcuate quadruple automatic
ethanol fireplace



RADIUS ethanol fireplaces

TYPICAL VARIANTS OF INSTALLATION

×



1 side



2 sides



on the floor



wall



3 sides



through



behind the glass



in the portal

FIREBOXES FOR INSTALLATION



neverdark FIREBOX 1

Thermo box with 3 open sides
for integration of the automatic fireplace in the niche or TV box

Model of casing	900mm	1350mm	1900mm
Length (in/ext), mm	900	1350	1900
Width (in/ext), mm	310/330		
Height (in/ext), mm	450/510		

- Description**
- Allows safe integration of the fireplace an any niche made from drywall, chipboard panels and others non-heat resistant materials
 - There are three variants of the integration:
 - o For ready niche with overlap frame on the wall
 - o Before the installation of the wall, walls are adjusted edge-to-edge
 - o Before the installation of the wall, walls are adjusted overlapping
 - Simple and quick installation
- Color**
Black powder coating
- Options**
- Reflecting back wall (painted tempered glass Extra Clear 6 mm)
 - Glass border (tempered glass Extra Clear 8 mm)



neverdark FIREBOX 2

Thermo box with one side opened
for integration of the automatic fireplace in the blank niche

Model of casing	900mm	1350mm	1900mm	2500mm
Length (in/ext), mm	840/900	1290/1350	1840/1900	2440/2500
Width (in/ext), mm	310/330			
Height (in/ext), mm	450/510			

Description

- Allows safe integration of the fireplace an any niche made from drywall, chipboard panels and others non-heat resistant materials
- There are three variants of the integration:
 - o For ready niche with overlap frame on the wall
 - o Before the installation of the wall, walls are adjusted edge-to-edge
 - o Before the installation of the wall, walls are adjusted overlapping
- Simple and quick installation

Color

Black powder coating

Options

- Frame (painting according RAL palette or stainless steel)
- Reflecting back wall (painted tempered glass Extra Clear 6 mm)
- Glass border (tempered glass Extra Clear 6 mm)



neverdark **FIREBOX 4**

Thermo box with 2 open side
for integration of the automatic fireplace in the open niche

Model of casing	900mm	1350mm	1900mm	2500mm
Length (in/ext), mm	840/900	1290/1350	1840/1900	2440/2500
Width (in/ext), mm	330			
Height (in/ext), mm	450/510			

- Description**
- Allows safe integration of the fireplace an any niche made from drywall, chipboard panels and others non-heat resistant materials
 - There are three variants of the integration:
 - For ready niche with overlap frame on the wall
 - Before the installation of the wall, walls are adjusted edge-to-edge
 - Before the installation of the wall, walls are adjusted overlapping
 - Simple and quick installation
- Color**
Black powder coating
- Options**
- Frame (painting according RAL palette or stainless steel)
 - Glass border (tempered glass Extra Clear 6 mm)



neverdark **FIREBOX 5 / 6 / 7**

Thermo box for freestanding or on-wall fireplace

Model of casing	Firebox 5	Firebox 6	Firebox 7
Length (in/ext), mm	720/820	1050/1200	750/950
Width (in/ext), mm	280/310	310/340	280/310
Height (in/ext), mm	500/820	500/800	750/950

Description

- Freestanding insulating casing for the installation the fireplace on the floor
- You can put safety the fireplace on the floor in any part of your room. The external side of the casing is not heating up
- Installation does not require

Color

Black powder coating

Options

- Frame (painting according RAL palette or stainless steel)
- Reflecting back wall (painted tempered glass Extra Clear 6 mm)
- Glass border (tempered glass Extra Clear 6 mm)



neverdark **CHALET BOX - I**

Thermo box for integrated the Chalet “hearth”-fireplace in the niche or furniture

Model of casing	800 mm
Length (in/ext), mm	740/800
Width (in/ext), mm	360/390
Height (in/ext), mm	470/700

Description

- Allows safe integration of the fireplace an any niche made from drywall, chipboard panels and others non-heat resistant materials
- There are three variants of the integration:
 - o For ready niche with overlap frame on the wall
 - o Before the installation of the wall, walls are adjusted edge-to-edge
 - o Before the installation of the wall, walls are adjusted overlapping
- Simple and quick installation

Color

Black powder coating (optionally color from the RAL palette)

Options

- Frame (painting according RAL palette or stainless steel)
- Solid glass panel (tempered glass Extra Clear 6 mm)
- Glass border (tempered glass Extra Clear 6 mm)



neverdark CHALET BOX - II

Thermo box for integrated the Chalet “hearth”-fireplace in in the niche or furniture

Model of casing	1150 mm	1400 mm
Length (in/ext), mm	1150	1400
Width (in/ext), mm	420/450	
Height (in/ext), mm	470/850	

Description

- Allows safe integration of the fireplace an any niche made from drywall, chipboard panels and others non-heat resistant materials
- There are three variants of the integration:
 - o For ready niche with overlap frame on the wall
 - o Before the installation of the wall, walls are adjusted edge-to-edge
 - o Before the installation of the wall, walls are adjusted overlapping
- Simple and quick installation

Color

Black powder coating

Options

- Frame (painting according RAL palette or stainless steel)
- Solid glass panel (tempered glass Extra Clear 6 mm)
- Glass border (tempered glass Extra Clear 6 mm)



MOSSWOOD

Freestanding automatic ethanol fireplace.
Complete with a «hearth» burner.



UNIQUE IN THE WORLD
VOLUME FLAME
TECHNOLOGY

THE LOG

Freestanding automatic ethanol fireplace.
Complete with a «hearth» burner




UNIQUE IN THE WORLD
VOLUME FLAME
TECHNOLOGY

FIREBOXES FOR INSTALLATION



HEISA

Freestanding automatic ethanol fireplace.
Complete with a «line» burner.



FILD

Freestanding automatic ethanol fireplace.
Complete with a «line» burner.



ACCESSORIES



CERAMIC LOGS



ceramic logs
birch
(5 pcs/pack)



ceramic logs
beech
(5 pcs/pack)



ceramic logs
pine
(5 pcs/pack)



ceramic logs
brushwood
(10 pcs/pack)



ENJOY NEVERDARK!

11 Copernicus Str.,
Kyiv, Ukraine
neverdark.one