

INTRODUCTION

1. Product Contents
2. Product Specifications
3. How to Use
4. Important Safety Precautions
5. Common Product Questions


PRODUCT CONTENTS

Before installation, please check the accessories with the product in terms of the following content in the packing list.

•CS-CHIC

- 1) Sterilizer (Main body + Water collection tank)
- 2) Index cutting board 3pcs (NON-SLIP)
- 3) Adapter set
- 4) User's manual

PRODUCT SPECIFICATIONS

	
NAME	CS-CHIC
DIMENSIONS	Main body: 270x380x106mm Cutting board: 327x250mm
NET WEIGHT	About 2.8kg (Incl. adapter, cutting boards)
Adapter set length	About 120cm
UV wavelength	UV-C 253.7nm
Input	AC 100~240V / DC 12V 5A
Standby Power	Less than 0.2W
Power Consumption	60W

*The max. blade length of knife and scissors is 24cm, thickness is 0.4~1.3cm, width is 3~8cm.


* Knives and scissors are not included.


HOW TO USE

1. Place the product on a level floor away from direct sunlight, extreme temperatures.
2. Plug the adapter into its own dedicated properly outlet.
3. Put the cutting boards, knives, and scissors into the slots after washing them.
(*Please check the size of knives and scissors before using the product.)
4. Press the power button (left) to turn the product on and off.
* When turning on, a rising tone will sound to confirm. When turning off, a descending tone will sound.
5. Press the operation button (right) to start sterilization.
6. After completion of the sterilization program (sterilization for 1hour/ Hot air drying heater for 1.5 hours), operation button will be turned off automatically.
7. After completion of the sterilization program, drain the internal water in the collection tank completely.
8. In standby mode, the device runs automatically every 5 hours to sustain disinfection.
*Standby mode: When only Power button is turned on.

SAFETY INSTRUCTION

READ ALL INSTRUCTION BEFORE USE.

 Warning: Indicates a hazardous situation which, if not avoided, could result in serious injury or death.

 Caution: Indicates a hazardous situation which, if not avoided, could result in minor or moderate injury.

 Warning

- Do not disassemble or modify the product arbitrarily. Doing so may cause breakage of the product. Please consult the A/S center for inspection and repair of the product. .
- Do not spray water directly onto the electric plug and outlet.
- If you detect a strange sound, a chemical or burning smell, unplug and stop using it immediately.
- Pull the plug out using the plug head not the cord. Do not unplug while hands are wet.
- Do not allow children to play with the product and Keep out of reach of small children.
- Do not store flammables like gasoline, spray, benzene, etc. near the product. Doing so may cause an explosion or fire.

 Caution

- Use the product in a cool, dry location, away from direct sunlight, extreme temperatures.
- In order to avoid overheating, do not cover the main body with towels when using the product.
- Do not install or keep the product near exposed flames.
- Do not repair or replace any part of the product. All repairs and servicing must be performed by qualified service personnel. Use only authorized components.
- Use a soft and dry cloth or towel to clean the main body. Do not use wax or a strong detergent.
- Install the product on a firm and level floor.
- Disconnect the power cable if you are not using the product for an extended period of time and store the product in a cool, dry location.
- 3-Storage blocks are only for Knives and Scissors. Do not use other items (such as spoons, spatulas, etc.). Doing so may cause breakage of the product.
- Cutting boards are consumable item. Kindly recommend replace them every 6 - 12 months

TYPICAL QUESTIONS

Q: Isn't Ultraviolet light exposure dangerous to people?

A: The product has safety walls inside that block Ultraviolet light. However, very close and prolonged exposure to the wand can damage skin and eyes. Please use caution to ensure that direct exposure is brief and distant from the light source.

Q: How much is the average electric bill increased and the average life expectancy for an UV lamp to run the product at full power 24/7 per month?

A: The average monthly electric bill increase at full power 24/7 is about \$15. The life expectancy of a UV lamp is about 20,000 hours of run time.

Q: How do I clean the inside of the product safely?

A: Remove cutting boards and any utensils and allow the inside to dry naturally. Use a soft and dry cloth or towel to clean the case. Do not use a strong detergent.