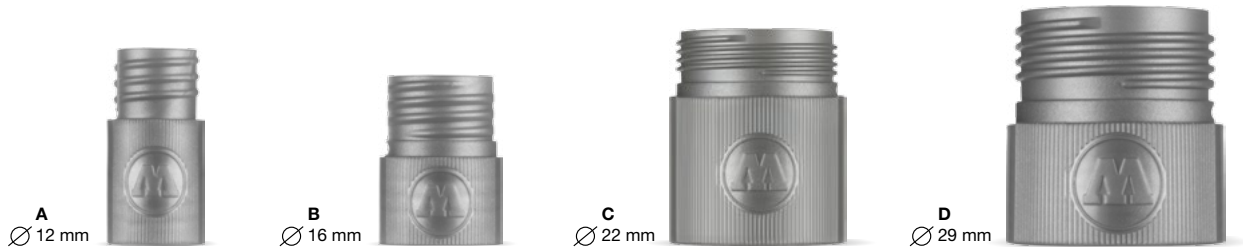




MARKER SYSTEMS > **MARKER SYSTEM**

# REFILL EXTENSION



## HAUPTMERKMALE / MAIN FEATURES




- innovative Nachfüllhilfe
- einfaches, schnelles & sauberes Wiederbefüllen, mehr Füllvolumen
- passend für alle MOLOTOW™ Pumpmarker mit Ausnahme TRANSFORMER™



- innovative refill help
- for an easy, fast & clean refilling, more refill volume
- suitable for all MOLOTOW™ Pump Markers except TRANSFORMER™

## TECHNIK / TECHNOLOGY


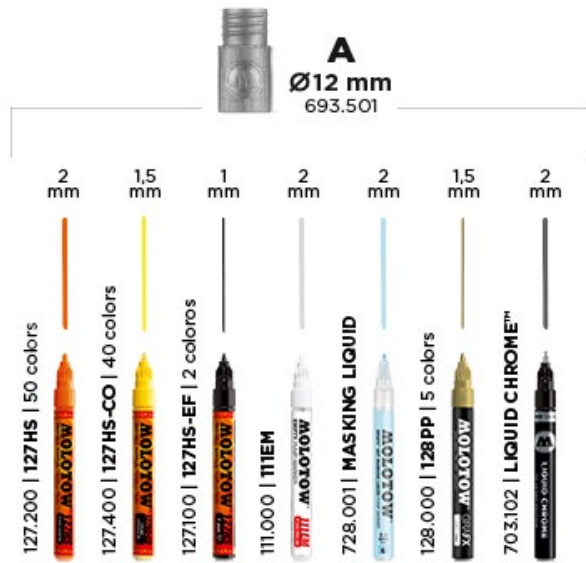




MARKER SYSTEMS > MARKER SYSTEM

# REFILL EXTENSION

THE UNIVERSAL REFILL SOLUTION FOR ALL MOLOTOW™ PUMP MARKERS





MARKER SYSTEMS > MARKER SYSTEM

# REFILL EXTENSION

THE UNIVERSAL REFILL SOLUTION FOR ALL MOLOTOW™ PUMP MARKERS





MARKER SYSTEMS > MARKER SYSTEM

# REFILL EXTENSION

## REFILL EXTENSION

**A**  
Ø12 mm



693.501 – 1 pcs.  
693.548 – 6 pcs.

**B**  
Ø16 mm



693.502 – 1 pcs.  
693.549 – 6 pcs.

**C**  
Ø22 mm



693.504 – 1 pcs.

**D**  
Ø29 mm



693.503 – 1 pcs.  
693.550 – 2 pcs.



693.551 – 3 pcs.  
**Tryout-Pack (A, B, D)**

1 x Refill Extension A  
1 x Refill Extension B  
1 x Refill Extension D



1 pc. Blister



6 pcs. Blister



200.501  
**REFILL EXTENSION  
111EM Starter Set**  
2 x 111EM (2 mm)  
5 x exchange tips  
3 x Refill Extension Series A



200.502  
**REFILL EXTENSION  
211EM Starter Set**  
2 x 211EM (4 mm)  
5 x exchange tips  
3 x Refill Extension Series B



200.505  
**REFILL EXTENSION  
Softliner Starter Set**  
1 x 222EM (Brush)  
1 x 223EM (Chisel)  
5 x exchange tips  
3 x Refill Extension Series B



200.506  
**REFILL EXTENSION  
411EM Starter Set**  
2 x 411EM (15 mm)  
2 x exchange tips  
3 x Refill Extension Series D



200.507  
**REFILL EXTENSION  
611EM Starter Set**  
2 x 611EM (15 mm)  
2 x exchange tips  
3 x Refill Extension Series D

patent pending



1. Markerkopf abschrauben  
screw off marker head



2. Ventil entnehmen  
Take out valve



3. Refill Extension aufschrauben  
Screw on Refill Extension



4. Ventil einsetzen  
Insert valve



5. Markerkopf wieder aufschrauben  
Screw marker head back on

## HOT TIP



Bereits befüllte ONE4ALL™ Marker lassen sich wesentlich leichter aufdrehen, wenn man Latex- bzw. Einweg-Handschuhe trägt (besserer Grip). Wenn man ein Taschentuch über das Ventil legt und damit das Ventil herauszieht, bleiben die Finger sauber.

For a better grip wear latex or one-way gloves to unscrew filled ONE4ALL™ markers. To avoid greasy fingers when pulling out the valve use a paper towel.