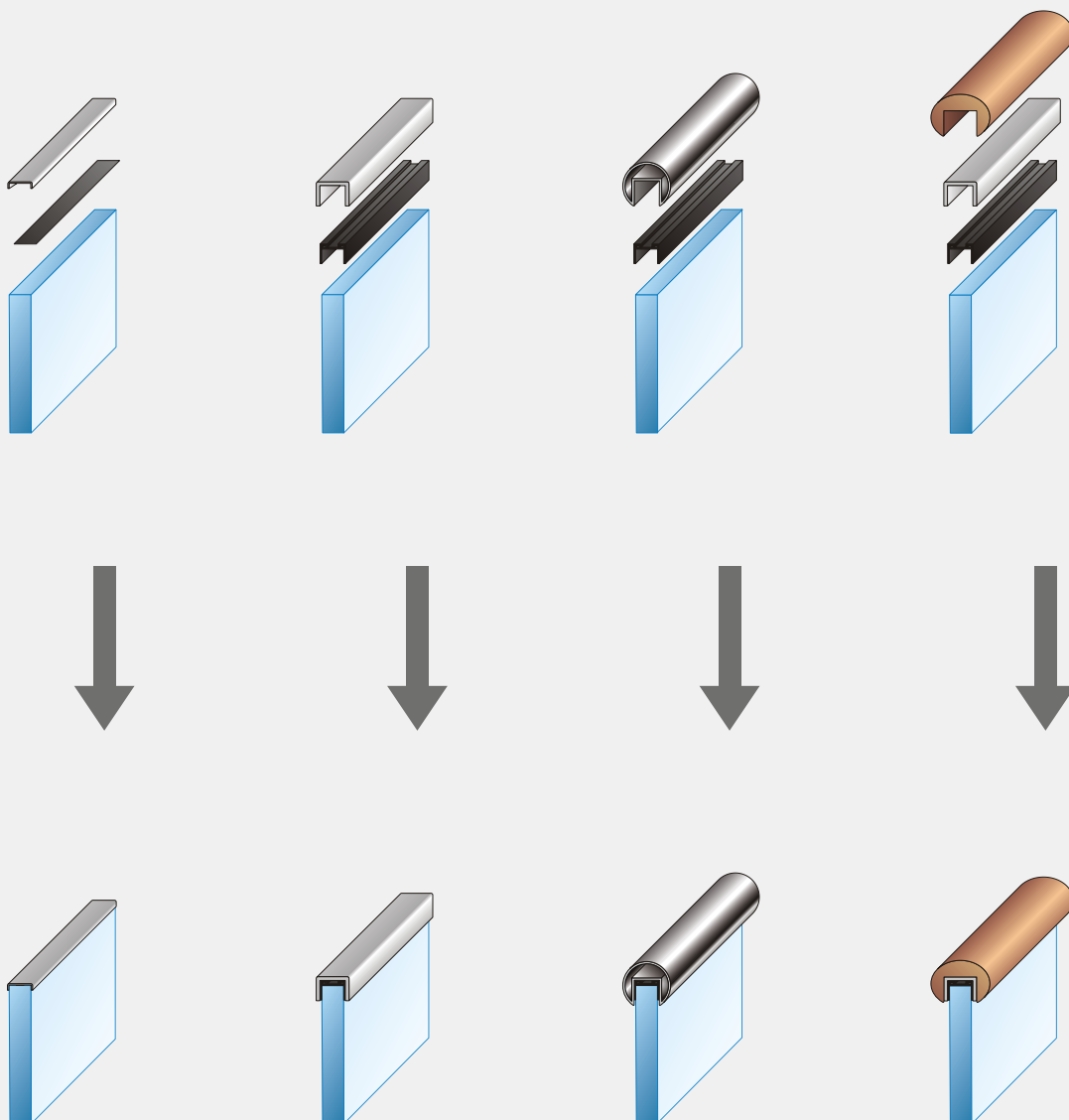


Handrail installation



Verification of the handrail connection to the structure on site.

BALARDO *firstglass* glass edge protection

THE ACHIEVEMENT OF FRAMELESS GLASS ARCHITECTURE

The laminated glass-clear edge BALARDO *firstglass* redefines transparency in glass railings!

Your advantage: No visible metal edge protection profiles! Just pure glass!

Discover new possibilities in frameless glass architecture.

For glass thickness starting from LSG 2 x 8 mm



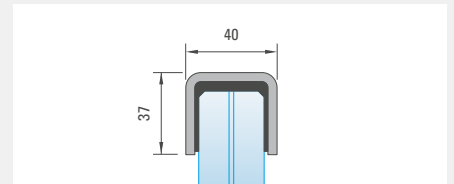
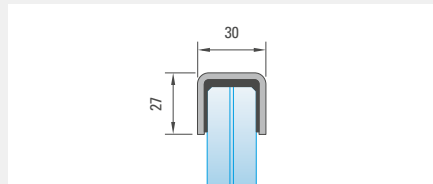
DIN 18008-4 tested

Load-distributing stainless steel handrails

For LSG 2 x 6, 2 x 8, 2 x 10, 2 x 12 and 2 x 15 mm

U profile

U 30 x 27 and U 40 x 37 mm, d = 3 mm




Incl. rubber attachment profile
Available length 3,000 mm

Material: Stainless steel 1.4301 and 1.4404
Surface: sanded

Material: Stainless steel 1.4301
Surface: sanded

90° corner

External dimensions 200 x 200 mm

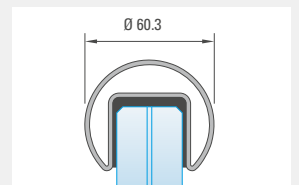
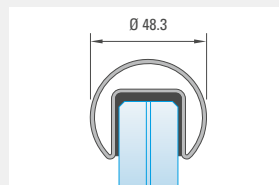
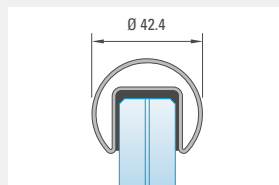



End piece

500 mm (closed on one side)

Grooved tube

Ø 42.4 mm, Ø 48.3 mm, Ø 60.3 mm



Incl. rubber attachment profile
Available length 5,000 mm, 3,000 mm

Material: Stainless steel 1.4301
Surface: sanded


Handrail connector



Corner connector 90°



Plug handrail end



Wall connection



The handrail should be secured against detachment with adhesive, if necessary. Processing and bonding instructions are to be observed. PVB compatibility must be checked.



Max. glass width with rail load and glass structure

Handrail [mm]	Rail load [kN/m]	Glass structure [mm]	Glass width [mm]
U 30 x 27 x 3	≤ 1.0	2 x 6 / 2 x 8 / 2 x 10	≤ 3,000
	≤ 2.0	2 x 10	≤ 2,000
U 40 x 37 x 3	≤ 2.0	2 x 12 / 2 x 15	≤ 2,000
U 44 x 39 x 5*	≤ 2.0	2 x 12 / 2 x 15	≤ 3,000
U 50 x 40 x 6*	≤ 5.0	2 x 12 / 2 x 15	≤ 2,000
Ø 42.4	≤ 1.0	2 x 6 / 2 x 8 / 2 x 10	≤ 3,000
Ø 48.3	≤ 1.0	2 x 6 / 2 x 8 / 2 x 10	≤ 3,000
	≤ 2.0	2 x 10	≤ 2,000
Ø 60.3	≤ 2.0	2 x 12 / 2 x 15	≤ 2,400

* Handrail on request.

Glass edge protection profiles

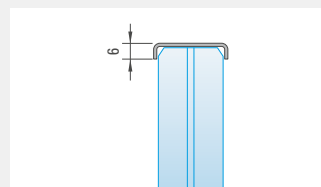
Stainless steel

For LSG 2 x 6, 2 x 8, 2 x 10, 2 x 12 and 2 x 15 mm



h = 6 mm, d = 1 mm

Available length 3,000 mm, 1,300 mm



Material: Stainless steel 1.4301

Surface: sanded

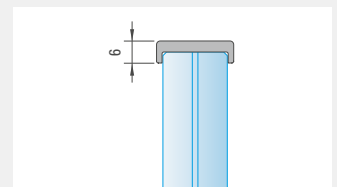
Aluminium

For LSG 2 x 6, 2 x 8 and 2 x 10 mm



h = 6 mm, d = 1.5 mm

Available length 3,000 mm, 1,300 mm



Material: Aluminium (EN AW - 6063 T66)

Surface: Natural untreated, stainless steel effect (E6EV1), premium ground stainless steel

90° corner

External dimensions 200 x 200 mm



horizontal



vertical

The edge protection should be secured against detachment with adhesive. Processing and bonding instructions are to be observed. PVB compatibility must be checked.

