





V4- ASSEMBLY INSTRUCTIONS



PARTS :

FRANCE

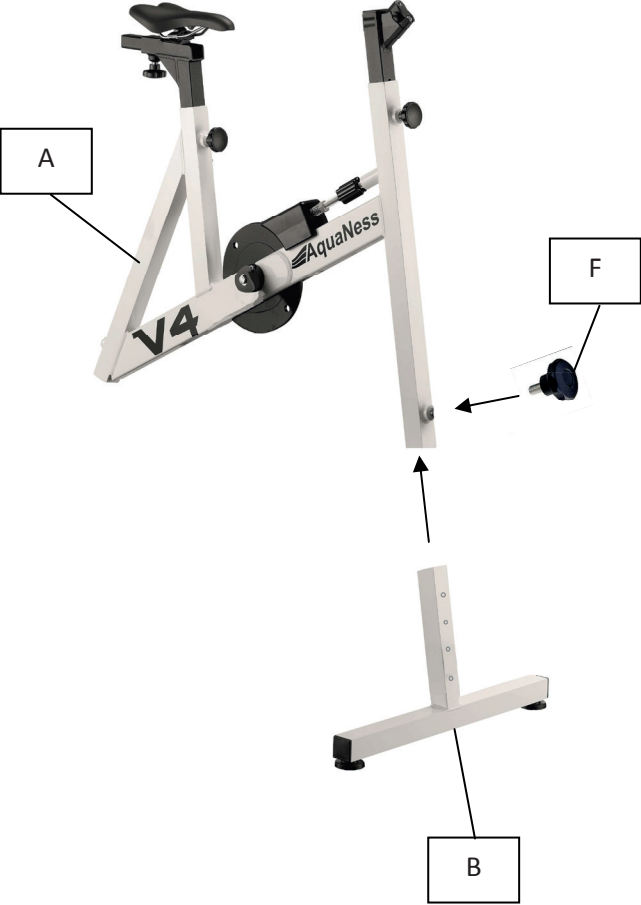

GUARANTEE

<p>FRAME (A)</p>	<p>FRONT FOOT (B)</p>
	<p>FRONT AVANT</p> 
	<p>X1</p>
	<p>REAR FOOT (C)</p>
	<p>BACK ARRIERE</p> 
<p>X1</p>	
<p>HANDLEBAR (D)</p>	
	
<p>X1</p>	<p>X1</p>

PLASTIC BAG CONTENTS :

<p>Pedal (E1, E2)</p>	<p>Tightening knob (F)</p>	
		<p>X</p>
<p>X2</p>	<p>X2</p>	

I. FOOT ASSEMBLY (B&C) ON FRAME (A)

1	2
 <p data-bbox="172 1739 730 1806">INSERT B then SCREW in F</p>	 <p data-bbox="879 1739 1437 1806">INSERT C then SCREW in F</p>

II. PEDAL ASSEMBLY (E1 et E2)

3

Unscrew pedal axis



Insert **E1** on one side of **FRAME A**

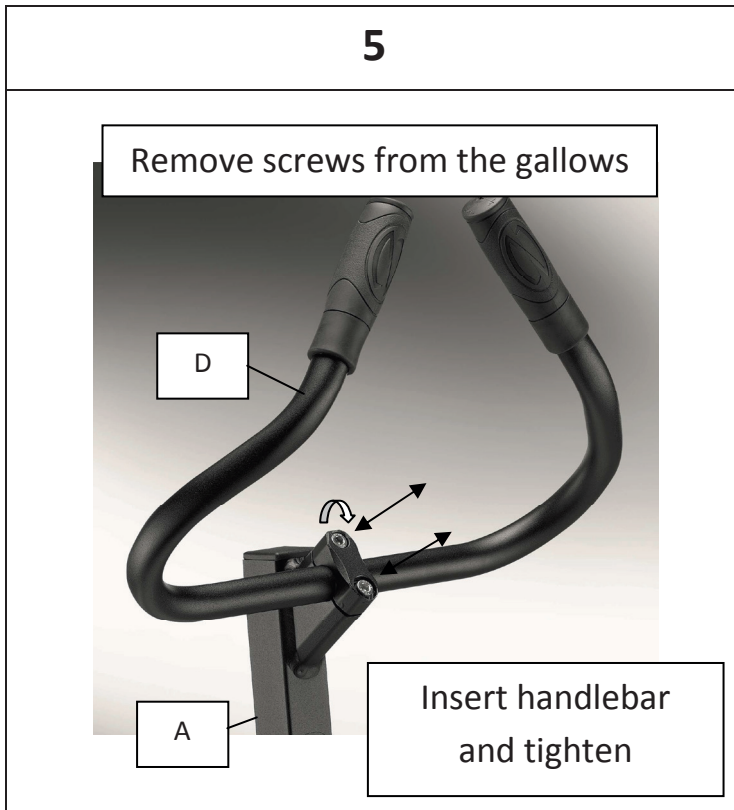
4

Insert **E2** on the other side



Tighten the **AXIS**

III. HANDLEBAR ASSEMBLY (D)



IV. ADJUST your Aquabike (seat, handlebars & frame)



V. TECHNICAL SPECIFICATIONS

- Adjustable pedal power using the disc brake (from free-wheeling to maximum resistance)
- Anatomic pedals with foot arch for pedaling barefoot (neoprene adjustable buckle)
- Adjustable reversible handlebars
- Standard suction pads (recommended for aquabiking classes) for all types of surfaces
- Recommended water height : 1m10 (40'') minimum
- Aluminum series 6000, marine quality (frame, handlebars, pedal crank)
- Epoxy paint, resists to salt and chlorine
- 2-year guarantee (frame, handlebars, pedal crank)
- 6-month guarantee for wearing parts (handles, belts, saddle)
- Weight : 13.90 kg (28 lbs)

→ Référence : AQUABIKE V4

→ Available in 9 COLORS : *blue, white, red, light grey (aluminum grey), pink, yellow, dark grey (slate grey), water green, light blue (blue liner)*

Options *** :

*** XL COMFORT SADDLE

*** CLASSIC AQUA HANDLEBARS

-black aluminum diam.25 mm (1'')(same as on V1-V2-V3)

*** FOOT PADS/TAMPONS, with hardware/screws

Replacement of standard suction pads



MAINTENANCE TIPS

FRANCE

GUARANTEE

*THANK YOU for purchasing **AquaNess**.*

We hope you will enjoy



aquabiking or aquajogging.

PLEASE READ CAREFULLY

IMPORTANT

before each immersion or use in your pool or spa, check the pH of the water !

The pH, or potential hydrogen, is the concentration of hydrogen ions in water. pH is gauged on a scale between 0 and 14. Pool water must be neutral or slightly alkaline

Pool water should ideally be at pH 7.4

- Warning: AquaNess's warranty shall not apply if a pH imbalance causes possible alterations of the paint, frame and/or stainless steel bolts
- Remove your AquaNess from the water after use, rinse thoroughly with fresh water and wipe dry (don't forget underneath the saddle for bikes)
- Do not add chemicals or water treatments when your AquaNess is in the water, or nearby (splashes could dissolve paint or other components)
- Be careful not to drop your AquaNess or jump on it when entering the pool. Avoid all shocks. Impacts on the paint or frame due to a drop or by improperly jumping or using AquaNess are not covered by the Limited Warranty.
- When not in use, store the AquaNess device in a dry, ventilated area.

- Any breaches of the above maintenance advice shall void the Limited Warranty

- 2-year warranty for manufacturing defects on metal components
- 6-month warranty for wearing parts (saddle, handlebars, belts)