

Classic Series Full Black Mono Solar Module

S4L-M660

290W~310W

S4L-M660290

S4L-M660305

S4L-M660295

S4L-M660310

S4L-M660300



PID Resistance



Combined With The Roof
For A Better Visual
Appearance



Better Low-light
Performance



Strengthened Mechanical
Support 5400 Pa Snow
Load, 2400 Pa Wind Load

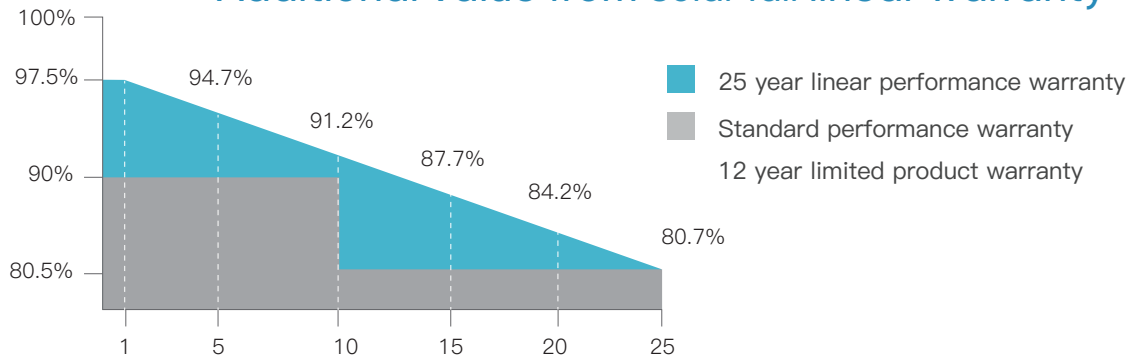


0~3% Positive Tolerance



5 Bus Bar solar Cell
With PERC Technology

Additional value from Solar4all linear warranty



To: Solar4all B.V.

VAT: NL858848363B01

Add: Vlijtstraat 53 7005 BN Doetinchem



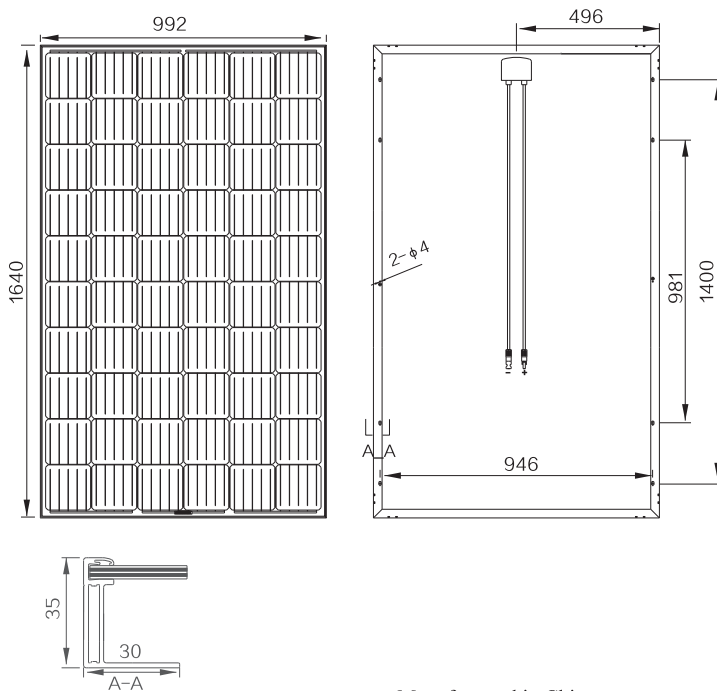
60 Cells Mono Module

Module Type		SR-M660290		SR-M660295		SR-M660300		SR-M660305		SR-M660310	
Test Environment		STC	NOCT	STC	NOCT	STC	NOCT	STC	NOCT	STC	NOCT
Tolerance	(%)	0~+3		0~+3		0~+3		0~+3		0~+3	
Module Efficiency	(%)	17.85		18.16		18.47		18.78		19.09	
Maximum Power	P _{max} (W)	290	213.2	295	216.8	300	220.5	305	224.2	310	227.85
Open Circuit Voltage	V _{oc} (V)	38.96	35.9	39.05	36.2	39.13	36.6	39.24	37.02	39.36	37.33
Short Circuit Current	I _{sc} (A)	9.73	7.82	9.88	7.88	10.02	7.93	10.16	8.16	10.29	8.26
Maximum Power Voltage	V _m (V)	31.5	29.1	31.57	29.4	31.64	29.7	31.73	30.06	31.83	30.25
Maximum Power Current	I _m (A)	9.21	7.32	9.35	7.36	9.49	7.41	9.62	7.72	9.74	7.81
Cell Type	(mm)	156.75x156.75 Mono-Crystalline Silicon									
Number of Cells	(Pcs)	60(6×10)									
Maximum System Voltage	(V)	DC1000									
Temp. Coeff. of Voc	(%/°C)	-0.35									
Temp. Coeff. of Isc	(%/°C)	0.05									
Temp. Coeff. of Pm	(%/°C)	-0.45									
Operating Temperature	°C	-40 to 85									
Nominal Operating Cell Temperature (NOCT)	°C	45±2									
Max. Series Fuse	(A)	15									
Pressure Bearing	(Pa)	5400									
Wind Bearing	(Pa)	2400									

STC: Irradiance 1000W/m², Cell temperature 25°C, AM1.5

NOCT: Irradiance 800W/m², Ambient temperature 20°C, Wind Speed 1m/s

ENGINEERING DRAWINGS

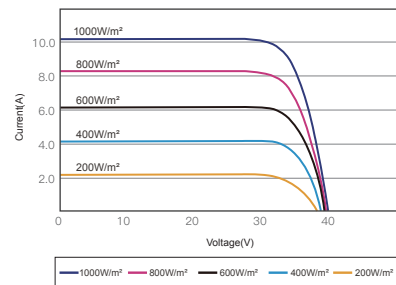


Manufactured in China

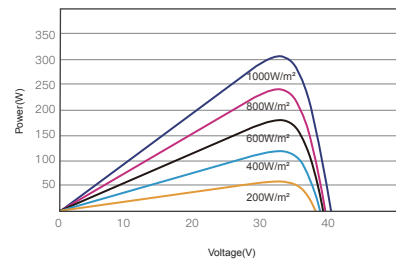
MATERIAL DETAILS

Frame	Anodized aluminum
Glass	3.2mm low-iron tempered suede glass
Cell	6×10 pcs 156.75mm mono solar cell
Junction Box	Rated Current ≥15A I _p ≥67, TUV & UL
Cable&Connector	4mm ² , MC4orMC4 compatible

IV CURVES



I-V CURVES OF PV MODULE(300W)



P-V CURVES OF PV MODULE(300W)

PACKING DETAILS

Dimension	(mm)	1640×992×35
Weight	(kg)	18.2
Loading Capacity		360 pcs/20' GP 924 pcs/40' HC
Packing	pcs/pallet	30